Chicago Metallic BarrierGrid™ Premium 1 3/8" Exposed Gasketed

Product

Applications

Clean process areas requiring isolation from the ceiling plenum. Ideal for Clean manufacturing areas, healthcare, food processing, semiconductor, pharmaceutical, aerospace and precision instrument assembly rooms.

Features

- Components and assemblies designed for use in ISO 14644-1 controlled environment facilities.
- Precision factory-installed gaskets on Heavy Duty (ASTM rated) ceiling grid
- Stab type cross tees.
- Butt cut cross tee engagement at main tees.
- Chicago Metallic suspension systems meet a Class-A flame spread rating in accordance with ASTM standard E1264-08.

Benefits

- Factory precision applied gasket grid restricts air movement between plenums and clean process work areas and speeds up installation.
- Butt cut cross tees keep all components in same plane for improved appearance and seal.
- Aluminum capped runners and tees improve corrosion resistance of grid system.
- Sustainable: Minimum 25% recycled content, 100% locally recyclable, global/regional manufacture.

Material:

A. General

ASTM C 635 Heavy Duty (HD) main tee classification, 01 White commercial quality painted steel, hot-dip galvanized body, aluminum cap, 15/16" width, 1-1/2" height. Closed cell pvc foam gaskets adhered to all tees.

Note: A metallurgist should be consulted regarding the suitability of this product for the environmental conditions in which it is being installed.

Components:

1. **Main Tee:** Double web construction, 1-3/8" width, 1-1/2" height.

Main Tee
☐ 600.01AG (144", slots 6" OC, HD)

2. **Cross Tees:** Double web construction, 1-3/8" width, 1-1/2" height. Stab-in end detail.

Cross Tees
☐ 602.01AG (24", no slots, butt-cut, stab)
☐ 604.01AG (48", slots 12" OC, butt-cut, stab)

3. **Wall Angle & Channel:**

Wall Angles (A x B):
☐ 1456.01AG (144", 1-1/4" x 1")
☐ 1425.01 (144", 2" x 2") Per IBC
☐ 1428.01* (144", 1" x 2")
(Prior Approval by AHJ is required)

*** Compatible with 1496 SP (Seismic Perimeter) Clip. Gasket must be field applied.**

Wall Channel
☐ 1446.01AG (120", 1-5/8" x 1")

4. **Accessories:**

Hold Down Clip
☐ 935.00 (for various panel thicknesses)

Wall Spring Clip
☐ 88.00

Loose Gasket
☐ 925.00 (100LF for field applied solutions)

Notes: HEPA filters and lights should be suspended at all four (4" corners of grid module.

With 1-3/8" grid, standard Type G light fixtures may cause interference with lens removal. Chicago Metallic recommends using light fixtures specifically designed for clean room applications.

Tees

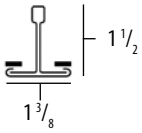

Wall Angle

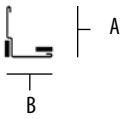

Wall Channel

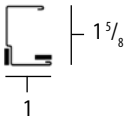

Accessories – Clips

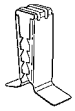

Hold Down Clip
935.00

Details

Mineral Wool panels with gasketed grid

Planostile panels with gasketed grid

Chicago Metallic BarrierGrid™ Premium 1 3/8″ Exposed Gasketed

Non-Fire Rated Assemblies

Hanger Positions for Non-Fire Rated Situations

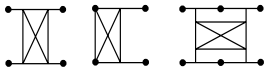

This illustrates hanger positions for single fixtures in a field.
Provide extra hangers for tandem fixtures.

Component Load Test Data (based on $^{1}/_{360}$ span deflection)

ALLOWABLE LOAD per ASTM C635 ■

		Hanger Spacing								
Main Tee	**Length**				**4′**			**5′**	**6′**	
600	12′				HD					
Cross Tee	**Length**	**1′**	**20″**	**2′**	**30″**	**3′**	**4′**	**5′**	**6′**	**8′**
602	2′			100.0▲						
604	4′						18.6			

■To convert data into lb/ft², divide on center spacing of component into lb/ft.

▲ Limited by safety factor of 2.

ROCKFON, LLC 4849 SOUTH AUSTIN AVE., CHICAGO, IL 60638 / USA and Canada: 800-323-7164 / Fax: 800-222-3744 / rockfon.com

MIX Paper from responsible sources FSC® C119192