

TRIM-TEX

DRYWALL PRODUCTS

2015

**Commercial &
Residential**





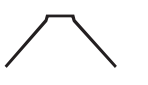
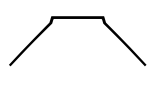








**Proud US
Manufacturer
for 45+ Years**

**Do More
with Vinyl**





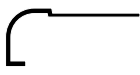

www.trim-tex.com
Ph: 1-800-874-2333
Fx: 1-800-644-0216

Shape Finder

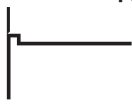


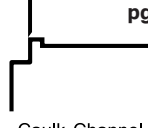
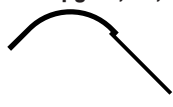

Corner Beads

<p>pg 8</p>  <p>Regular Corner Bead</p>	<p>pg 8</p>  <p>Low Profile</p>	<p>pg 22</p>  <p>350 Chamfer</p>	<p>pg 23</p>  <p>Chamfer</p>	<p>pg 24</p>  <p>350 Bull</p>	<p>pg 26</p>  <p>$\frac{1}{4}$" R. Bullnose</p>
<p>pg 29</p>  <p>1 $\frac{1}{2}$" R. Bullnose</p>	<p>pg 30</p>  <p>350 Step A Bull</p>	<p>pg 30</p>  <p>$\frac{3}{4}$" R. Step A Bull</p>	<p>pg 30</p>  <p>1 $\frac{1}{2}$" R. Step A Bull</p>	<p>pg 35</p>  <p>Niche Bead</p>	<p>pg 7</p>  <p>Bumper Bead System</p>




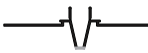


J & L Beads

<p>pg 19</p>  <p>J Bead</p>	<p>pg 19</p>  <p>Mud on J \"LC\" Bead</p>	<p>pg 15</p>  <p>AS L Bead</p>	<p>pg 15</p>  <p>L Bead</p>	<p>pg 25, 28</p>  <p>Bullnose L Beads</p>	<p>pg 17</p>  <p>Demarcation Bead</p>
--	--	---	--	--	--

Tear Away Beads




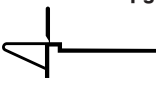
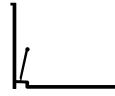
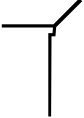
<p>pg 15</p>  <p>Tear Away</p>	<p>pg 16</p>  <p>Super Seal Tear Away</p>	<p>pg 15</p>  <p>Flat Tear Away</p>	<p>pg 16</p>  <p>Caulk Channel Tear Away</p>	<p>pg 25, 27, 29</p>  <p>Bullnose Kerfed</p>	<p>pg 23</p>  <p>Chamfer Kerfed</p>
---	--	--	---	---	--

Reveals & Shadow Beads

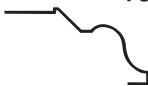





<p>pg 13</p>  <p>Reveal Bead</p>	<p>pg 14</p>  <p>F Reveal Bead</p>	<p>pg 14</p>  <p>Z Shadow Bead</p>	<p>pg 11</p>  <p>093V Expansion</p>	<p>pg 11</p>  <p>Hideaway</p>	<p>pg 10</p>  <p>Magic Corner</p>
---	---	---	--	--	--

Expansion Beads

Ceiling & Acoustical Beads

<p>pg 21</p>  <p>Flex Grid Angle</p>	<p>pg 21</p>  <p>Mud on Ceiling</p>	<p>pg 21</p>  <p>Architectural Access Door</p>	<p>pg 11</p>  <p>Wall Mounted Deflection Bead</p>	<p>pg 11</p>  <p>Ceiling Mounted Deflection Bead</p>	<p>pg 21</p>  <p>LED Bead</p>
---	--	---	---	---	--

Decorative Beads

<p>pg 35</p>  <p>Decorative L Beads</p>	<p>pg 34</p>  <p>Chair Rail</p>	<p>pg 32</p>  <p>Crown Moldings</p>	<p>pg 33</p>  <p>EZ-Tray</p>	<p>pg 17</p>  <p>Fast Cap</p>	<p>pg 17</p>  <p>Bullnose Fast Cap</p>
--	--	--	---	--	---

Fast Caps

Table of Contents

Mud Set Beads.....	2-5	Chamfer Beads.....	22-23
Bumper Bead System.....	6-7	Bullnose Beads.....	24-29
Standard Corner Beads.....	8-9	Step A Bull	30-31
Inside Corner Beads, Magic Corner	10	Crown Moldings.....	32
Expansion Beads, Deflection Beads	11	EZ-Tray.....	33
Reveal & Shadow Beads.....	13-14	Decorative L Beads	34-35
L Beads & Tear Away Beads	15-16	Buttboard, L Angles, Backing Angles.....	36
Fast Caps & Demarcation	17	Automixer & Safety Products.....	37
Oversized L Beads	18	Abrasives.....	38-39
J Beads & Finish Trims.....	19	847, Installation Products, Staple Guns	40-41
Flex Grid Angle, Access Door, L.E.D. Bead.....	21	Tools	42

Design & Training Center



Trim-Tex Design & Training Center offers tuition free courses. Become a Trim-Tex Factory Trained Technician. Our courses are open to: Contractors, Builders, Architects, Designers and Drywall Professionals.

For questions and registration contact:

Karyn Newman, Design & Training Center Coordinator
847-679-3000 | KarynN@trim-tex.com

Green Certified

Responsible Manufacturing: Trim-Tex beads qualify for multiple LEED points based on material sourcing and recycled content. Trim-Tex Vinyl Beads are produced with at least 70% recycled content. Within the manufacturing process, over 99% of our punch outs and out of spec product are recycled into top quality finished goods. Trim-Tex also has recycling programs in place for all corrugated, paper, skids and steel used in our operations.

Reduce Waste: Trim-Tex has a full line of layering beads allowing you to turn drywall waste into interior upgrades. Vinyl Beads will never rust, so they'll last the life of your building. Excellent for oceanfront hotels and developments.

Trim-Tex 847 Spray Adhesive is VOC compliant in all states that regulate VOC content.

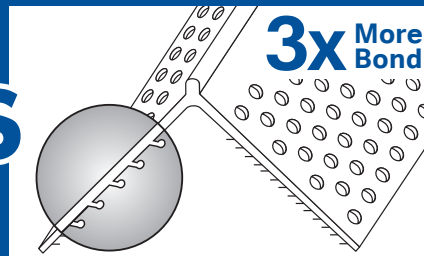
GO PAPERLESS

MUD LOCK Technology



Only 1" of bondable surface

VS



U.S. Patent #7,788,865

MUD SET BEADS

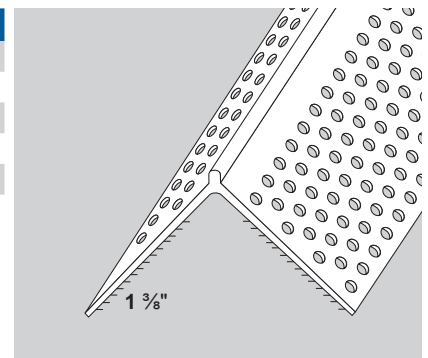
TRIM-TEX
NEVER
DENTS
RUSTS
MOLDS



Mud Set Rigid Low Profile Corner Bead

- 1 3/8" mud-legs are wider than standard metal corner bead for a stronger bond
- Requires no drywall setback
- Compatible with all hoppers and most roller tools

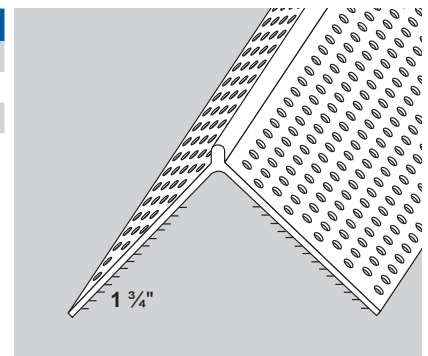
STOCK NO.	LENGTH	PCS. PER BOX
MSR007LP	7'	50
MSR008LP	8'	50
MSR009LP	9'	50
MSR010LP	10'	50
MSR012LP	12'	50



Mud Set Rigid Jumbo Low Profile Corner Bead

- Extra wide 1 3/4" mud legs
- Easily finishes two layers of 5/8" drywall
- Ideal for level 5 finishing in schools, hospitals, office buildings and more
- Requires no drywall setback

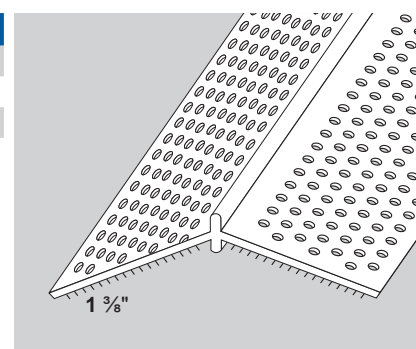
STOCK NO.	LENGTH	PCS. PER BOX
MSRJ08LP	8'	50
MSRJ09LP	9'	50
MSRJ10LP	10'	50



Mud Set Adjustable Splayed Corner

- Hinge design allows the bead to adjust to finish an outside corner from 115° to 155°

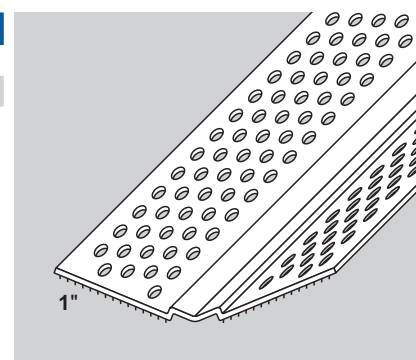
STOCK NO.	LENGTH	PCS. PER BOX
MSRS08	8'	25
MSRS10	10'	25
MSRS12	12'	25



Mud Set Adjustable Inside Corner

- Hinge design allows bead to adjust to finish an inside corner from 70° to 150°
- Creates a sharper finish than paper tape

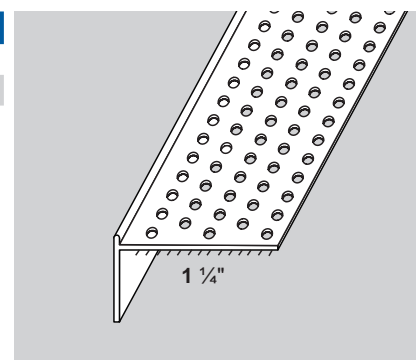
STOCK NO.	LENGTH	PCS. PER BOX
MS4308	8'	50
MS4310	10'	50



Mud Set L Bead

- Finishes the exposed end of a single sheet of drywall
- Protects drywall ends from moisture around windows and doors

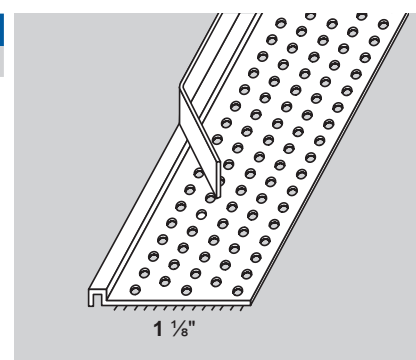
STOCK NO.	SIZE	LENGTH	PCS. PER BOX
MS3210	1/2"	10'	80
MS3310	5/8"	10'	80



Mud Set Flat Tear Away™

- Features extra long tear off strip
- Creates a finished edge where drywall terminates at other substrates or building components such as windows and doors

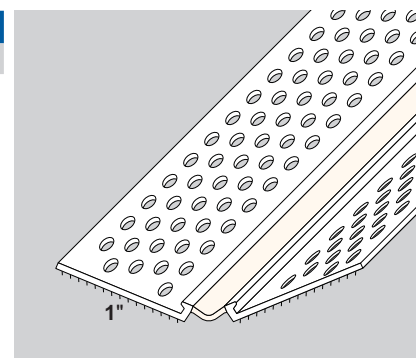
STOCK NO.	LENGTH	PCS. PER BOX
MS9000XT	10'	40



Mud Set Magic Corner™

- Use on any inside corner where movement is an issue to prevent cracking
- Eliminates edge cracking on all off-angle walls and vaulted ceilings
- Embeds into a layer of mud making it easy to adjust to create a perfectly straight line

STOCK NO.	LENGTH	PCS. PER BOX
MS4315	150'	1

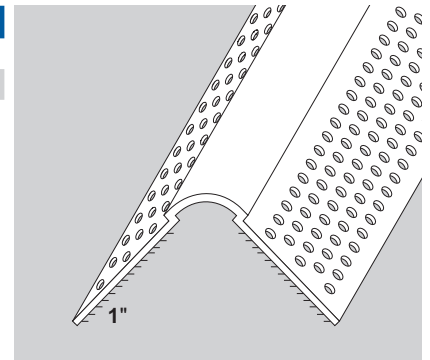


4 Mud Set Beads

Mud Set 350 Bull™ Corner Bead

- Absorbs the most impact of all Trim-Tex beads
- Creates a soft rounded corner that is a safe alternative to 90° corner bead, great for schools and healthcare facilities
- Mud Set 350 Bull Beads work with all 350 Bull products and accessories (pg. 24)

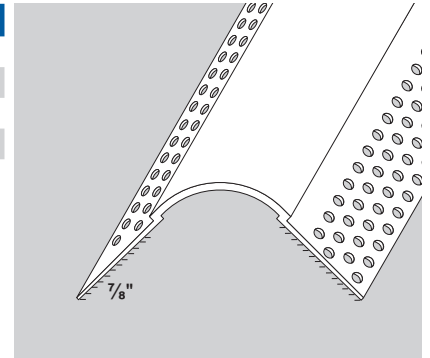
STOCK NO.	LENGTH	PCS. PER BOX
MS35008	8'	50
MS35010	10'	50



Mud Set ¾" R. Bullnose Corner Bead

- Creates the softest rounded corner look with the strongest bond of all corner beads
- A safe alternative to 90° corner bead, great for schools and healthcare facilities
- ¾" Mud Set Bullnose works with all ¾" bullnose products and accessories (pg. 26)

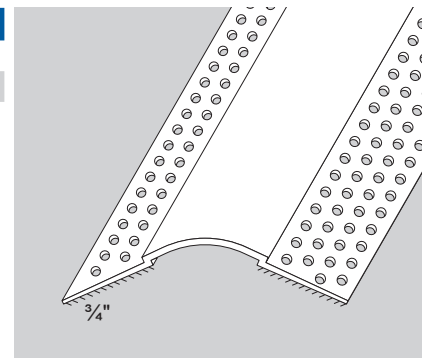
STOCK NO.	LENGTH	PCS. PER BOX
MS7008	8'	40
MS7009	9'	40
MS7010	10'	40
MS7012	12'	40



Mud Set ¾" R. Adjustable Splayed

- Finishes a standard 135° outside angle, adjustable mud legs flex to adjust for imperfect framing between 115° to 155°

STOCK NO.	LENGTH	PCS. PER BOX
MS7308	8'	40
MS7310	10'	40



Pro Tip: Hopper Mud Usage

Adjust the height of the wiper to ensure the bead is coated with the proper amount of mud. This will ensure the bead sticks to the wall and reduces the amount of excess mud. Different wipers are included for splayed, bullnose and 90° rigid beads.



Pro Series 4 in 1 Hopper

- Includes inserts for installing Bumper Corner Bead, 90° rigid, splayed, bullnose, & bullnose splayed
- 390R includes only 2 wipers, one for 90° rigid bead and one for bullnose beads

STOCK NO.	DESCRIPTION	PCS. PER BOX
390	Hopper	1
390R	Replc. Rubber Wipers	1
390B	Replacement Base	1
390I	Replacement Gates	1
391	Stand	1



Wipers and gates
(Included with 390 Hopper)



Compound Applicator **TAPEPRO** DRYWALL TOOLS

- Designed to lay down a coat of compound for installing Trim-Tex Mud Set Beads
- 24" tube is perfect for easy maneuvering around windows
- Multiple Mud Heads available (not included)

STOCK NO.	LENGTH	PCS. PER BOX
449	24"	1
450	36"	1



Mud Heads **TAPEPRO** DRYWALL TOOLS

- All Mud Heads are designed to be used with the Compound Applicator (shown above)
- 451 any standard 90° outside corners
- 452 installation of Mud Set Flat Tear Away
- 453 Manta Ray Adjustable Mud Head applies mud to off-angle inside corners for Mud Set Magic Corner or Adjustable Inside Corner Bead
- 455 is designed for installing Mud Set Rigid Jumbo Low Profile Corner Bead with 1 3/4" mud legs as well as Bullnose beads

STOCK NO.	STYLE	PCS. PER BOX
451	90° Rigid	1
452	Single Edge	1
453	Manta Ray	1
455	Jumbo 90°	1



Mud Shark **TAPEPRO** DRYWALL TOOLS

- 459 used to fill flat recess joints prior to applying paper tape
- May be used to fill flat boxes

STOCK NO.	STYLE	PCS. PER BOX
459	Mud Shark	1



Pro Series Quad Rollers **TAPEPRO** DRYWALL TOOLS

- 4 self-aligning wheels apply even pressure to bead to ensure straight installation
- 54" aluminum pole included

STOCK NO.	STYLE	PCS. PER BOX
460	90° Mud Set	1
461	350 Bull	1
462	Bumper Bead	1



Pro Series Rollers

- 385 installs 90° rigid and 90° bullnose
- 386 installs splayed versions of rigid corner bead and bullnose
- 54" aluminum pole included


STOCK NO.	STYLE	PCS. PER BOX
385	90°	1
386	Splayed	1



New

Bumper Bead™ System

The **Bumper Bead™ System** from Trim-Tex is an innovative new flush fitting Bumper Corner Bead & Bumper Guard solution that provides floor to ceiling impact protection.

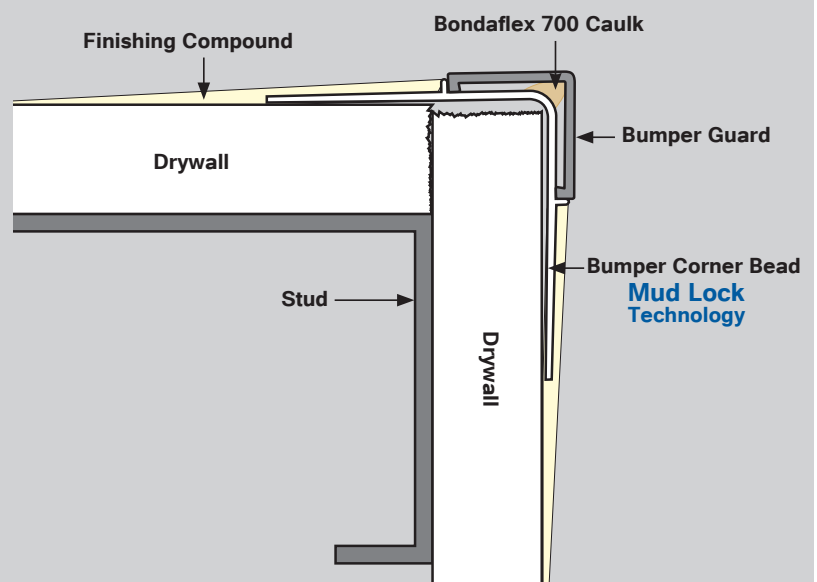


Bumper Bead System installs flush with the wall allowing baseboard to be installed flat and tight.



Poor fitting corner protectors leave unsightly gaps. The Bumper Bead System seamlessly blends into the wall and ensure a clean straight edge.

Installation Diagram



Standard Colors

Custom colors available on order quantities of 2000 pieces or more at standard pricing. For other quantities please call Customer Service.



Pro Tip: Bumper Bead

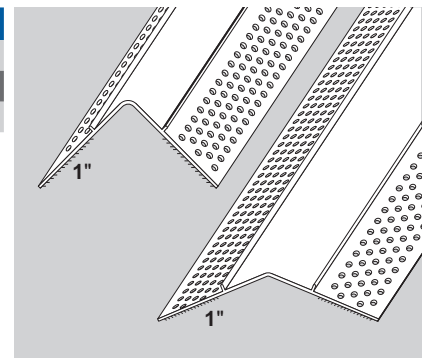
Transition Bumper Bead into Jumbo Corner Bead for corner protection that does not run the full height of the wall.



Bumper Corner Bead

- The Bumper Corner Bead is a rigid vinyl bead made to withstand high impact
- Features our patented mud locks for superior strength and durability


STOCK NO.	LENGTH	PCS. PER BOX
Bump90	10'	50
SPLAYED		
Bump135	10'	40



Bumper Guard™

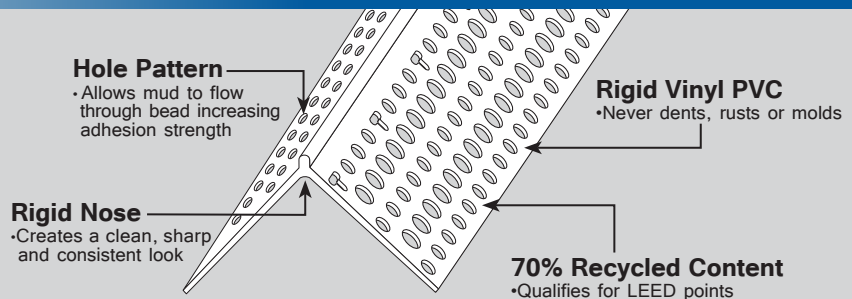
- Bumper Guard is the 2nd part of the Bumper Bead System
- The semi-rigid material is stiff enough to make installation easy, yet soft enough to absorb impact while remaining undamaged
- Available in 16 standard colors, call for samples

STOCK NO.	LENGTH	PCS. PER BOX
Guard90-(color)	10'	25
SPLAYED		
Guard135-(color)	10'	20



Benefits of TRIM-TEX Vinyl Beads

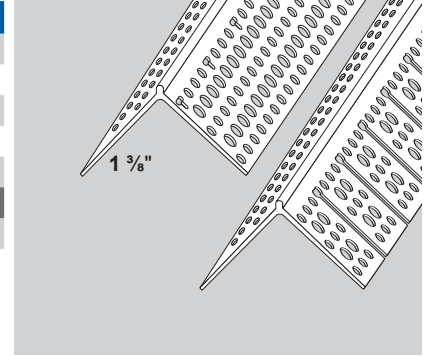
- High Impact Resistant
- Never dents, rusts or molds
- Over 200 product solutions
- Made of at least 70% recycled content
- No scuffing or blistering
- No job-site waste from bent, twisted, and damaged metal corner bead



Rigid Low Profile Corner Bead & Archway

- No setback required
- Installs with 847 Spray Adhesive and staples
- Archway minimum 10" inside radius or 22" outside radius
- R010CA features a closed angle to ease finishing of uneven framing

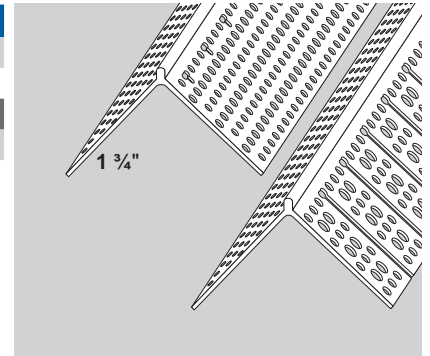
STOCK NO.	LENGTH	PCS. PER BOX
R008LP	8'	45
R009LP	9'	45
R010LP	10'	45
R012LP	12'	45
R010CA	10'	45
ARCHWAY		
RA10LP	10'	45



Rigid Jumbo Low Profile & Archway

- 1 3/4" extra wide mud legs
- Will finish up to two layers of 5/8" drywall
- Ideal for level 5 finishing in schools, hospitals, office buildings and more
- Archway minimum 16" inside radius or 24" outside radius

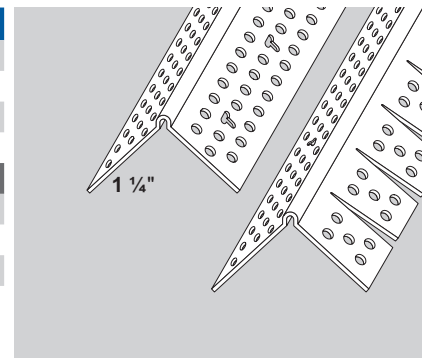
STOCK NO.	LENGTH	PCS. PER BOX
RJ08LP	8'	45
RJ10LP	10'	45
ARCHWAY		
RJA10LP	10'	45



Corner Bead & Archway

- Original corner bead design featuring a slight radius on nose
- Archway minimum 10" inside radius or 18" outside radius

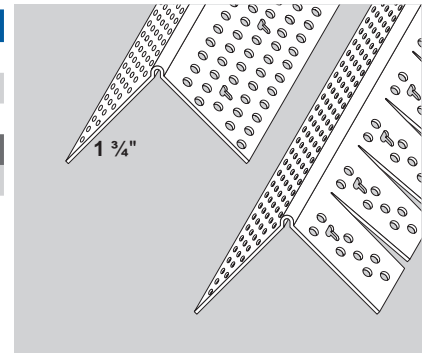
STOCK NO.	LENGTH	PCS. PER BOX
4008	8'	50
4009	9'	50
4010	10'	50
4012	12'	50
ARCHWAY		
4108	8'	50
4110	10'	50
4112	12'	50



Jumbo Corner Bead & Archway

- Original corner bead design featuring a slight radius on nose
- 1 3/4" extra wide mud legs
- Will finish up to two layers of 5/8" drywall
- Helps prevent cracking on lofts, balconies, and all bridging
- Archway minimum 12" inside or 26" outside radius

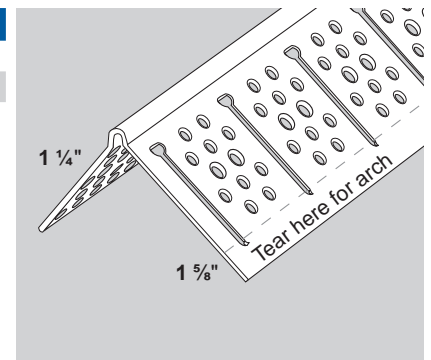
STOCK NO.	LENGTH	PCS. PER BOX
J008	8'	40
J009	9'	40
J010	10'	40
ARCHWAY		
JA10	10'	40



Arch Plus 90° Combo Bead

- Two products in one, remove tear off strip to transform straight corner bead into archway bead
- Archway minimum 10" inside radius or 18" outside radius

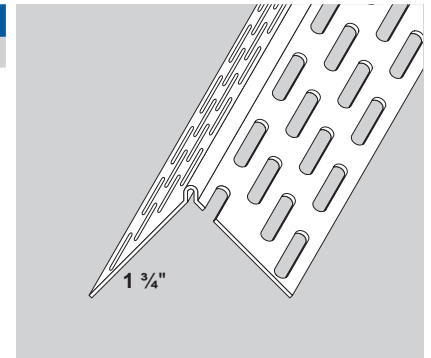
STOCK NO.	LENGTH	PCS. PER BOX
4058	8'	40
4050	10'	40



Skim Coat Plaster Corner Bead

- Designed to be used with skim coat veneers and EIFS
- Formulated with additional impact modifiers and UV stabilizers
- Taller 5/32" (0.156) mud bump for skim coat or exterior acrylic finishes

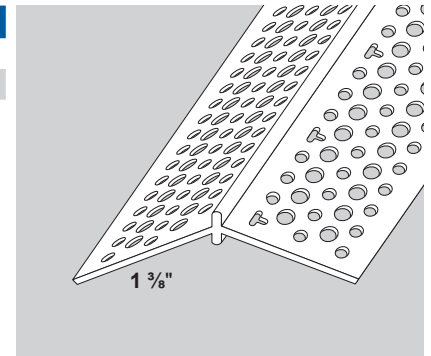
STOCK NO.	LENGTH	PCS. PER BOX
S010	10'	40



Rigid Splayed Adjustable Corner Bead

- Hinge design allows the bead to adjust to finish an outside corner from 115° to 155°

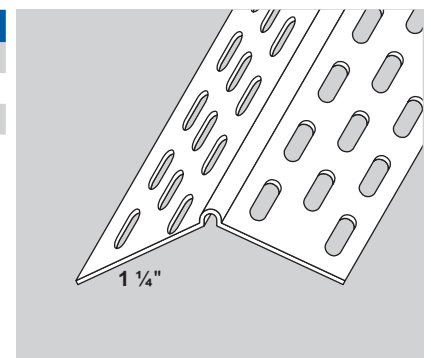
STOCK NO.	LENGTH	PCS. PER BOX
RS08	8'	40
RS10	10'	40



Splayed Corner Bead

- Original corner bead design featuring a slight radius on nose
- Fits splayed outside corner angles from 120° to 140°

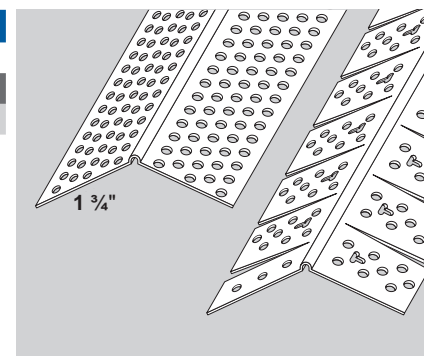
STOCK NO.	LENGTH	PCS. PER BOX
4208	8'	70
4209	9'	70
4210	10'	70



Jumbo Splayed Corner Bead & Double Archway

- Fits splayed outside corner angles from 120° to 140°
- 1 3/4" extra wide mud legs
- Archway minimum 12" inside radius or 15" outside radius

STOCK NO.	LENGTH	PCS. PER BOX
JS10	10'	40
ARCHWAY		
JSA10	10'	40

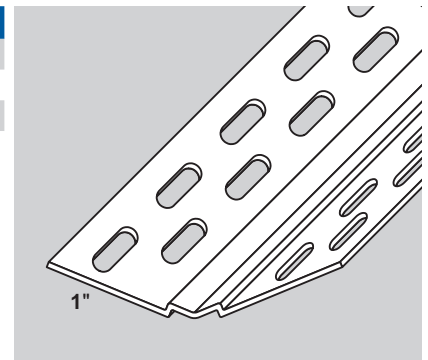


10 Inside Corner Beads

Adjustable Inside Corner Bead

- Designed to create inside corners that are straighter and sharper than paper tape for crisp paint lines
- Hinge design allows the bead to adjust from a 70° to a 150° inside corner

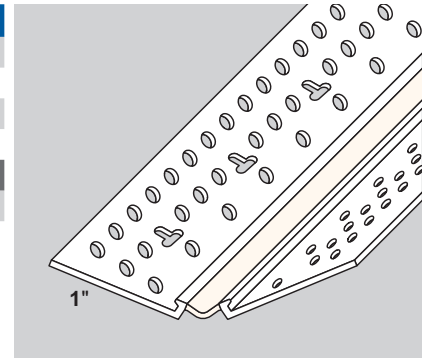
STOCK NO.	LENGTH	PCS. PER BOX
4308	8'	70
4309	9'	70
4310	10'	70



Magic Corner™ Expansion Bead

- Use on any inside corner where movement is an issue to prevent cracking
- Eliminates edge cracking on all off-angle walls and vaulted ceilings
- Up to 3/8" in controlled movement
- Used in over 20 million homes
- Includes free installation tool

STOCK NO.	LENGTH	PCS. PER BOX
4368	8'	50
4366	10'	50
4320	200'	1
4325K	100', 847 Spray	1
MUD SET		
MS4315	150'	1



Protect cathedral and off-angle ceilings from cracks with Magic Corner

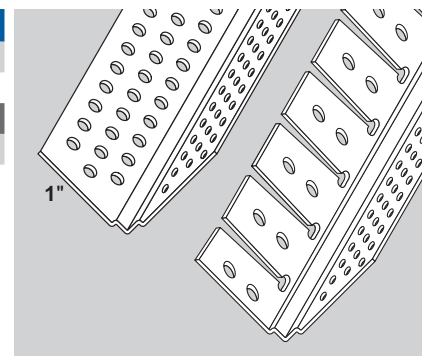
Non-Expansion Products Fail



90° Inside Corner Bead & Archway

- Designed to create inside corners that are straighter and sharper than paper tape for crisp paint lines
- Use to finish wall niches quickly and easily
- Archway minimum 36" inside radius or 36" outside radius

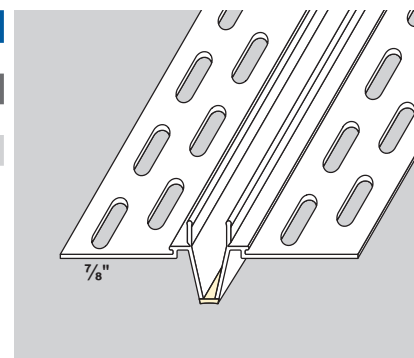
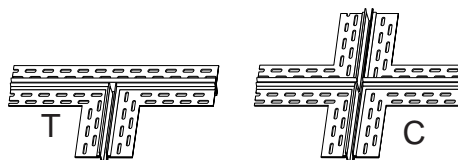
STOCK NO.	LENGTH	PCS. PER BOX
4358	8'	40
4350	10'	40
ARCHWAY		
4150	10'	40



093V Expansion

- Deep rigid PVC "V" is joined at the bottom with a flexible connection allowing a full $\frac{3}{8}$ " in controlled movement
- Tear off strips protect the center from mud, and act as guide for a taping knife
- UV stabilized
- Requires proper backing on fire rated walls

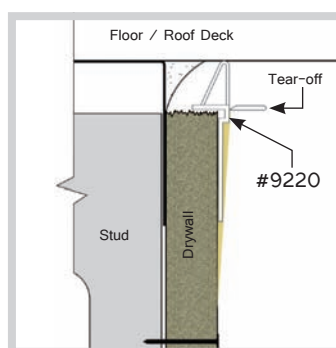
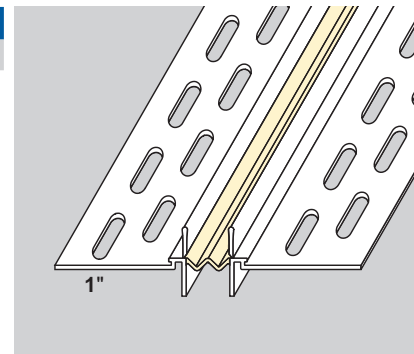
STOCK NO.	LENGTH	PCS. PER BOX
093V	10'	20
INTERSECTIONS		
093VC		10
093VT		10



Hideaway Expansion

- A low profile alternative to 093V, the soft center "W" flexes for a full $\frac{3}{8}$ " in controlled movement
- Tear off strips protect the center from mud, and act as guide for a taping knife
- UV stabilized
- Requires proper backing on fire rated walls

STOCK NO.	LENGTH	PCS. PER BOX
2710	10'	25

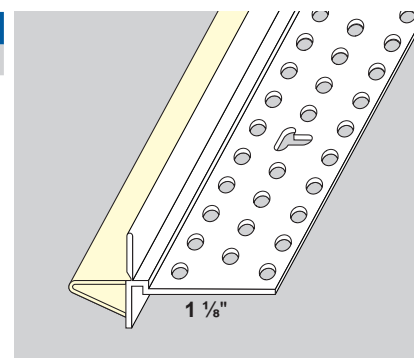


Deflection Protection

Wall Mounted Deflection Bead

- Prevents inside corner ceiling cracking due to deflection in multi-story structures
- A co-extruded flexible gasket compresses and expands during deflection
- Provides protection for up to $\frac{7}{16}$ " of deflection
- Tear off strip leaves a clean finished edge

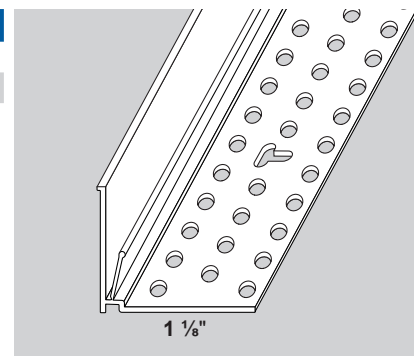
STOCK NO.	LENGTH	PCS. PER BOX
9220	10'	21



Ceiling Mounted Deflection Bead


- Prevents inside corner ceiling cracking due to deflection in multi-story structures
- Mounted to the roof deck allowing the bead to slide up and down the wall during deflection
- Provides protection for up to $\frac{3}{4}$ " of deflection
- Tear off strip leaves a clean finished edge

STOCK NO.	LENGTH	PCS. PER BOX
9240	10'	40
9242	12'	40



Architectural Reveals

Trim-Tex Architectural Reveals are available in a wide variety of widths and depths. The properties of rigid vinyl allow the reveals to form around curved walls with the additional benefit of 1/8" of built-in expansion. Trim-Tex Architectural Reveals, half the cost of aluminum reveals with twice the benefits.




Architectural Reveal Radius Chart

Minimum inside and outside radius the reveal can finish

REVEALS			
STOCK NO.	A+B SIZE	INSIDE	OUTSIDE
AS5150	1/4" x 1/4"	1'	1'
AS5170	1/4" x 3/4"	2'	2'
AS5110	1/2" x 1/2"	6'	3'
AS5210	1/2" x 3/4"	8'	6'
AS5310	1/2" x 1"	9'	4'
AS5320	5/8" x 1/2"	8'	4'
AS5325	5/8" x 5/8"	9'	4'
AS5160	1/2" x 1/4"	6'	3'
AS5210	1/2" x 3/4"	8'	6'
AS5340	5/8" x 1"	24'	12'
AS5350	5/8" x 2"	30'	15'

Z SHADOW			
STOCK NO.	A+B SIZE	INSIDE	OUTSIDE
AS5450	1/4" x 1/2"	12'	20'
AS5410	1/2" x 1/4"	12'	20'
AS5510	1/2" x 1/2"	12'	20'
AS5610	1/2" x 3/4"	12'	20'
AS5650	1/2" x 1"	20'	40'
AS5710	5/8" x 1/4"	12'	20'
AS5750	5/8" x 5/8"	12'	20'
AS5810	5/8" x 1/2"	20'	25'
AS6010	5/8" x 5/8"	20'	25'
AS5910	5/8" x 3/4"	20'	25'
AS5960	5/8" x 1 1/4"	30'	60'
AS6010	5/8" x 5/8"	20'	25'

F REVEALS			
STOCK NO.	A+B SIZE	INSIDE	OUTSIDE
AS8710	1/2" x 1/2"	7'	6'
AS8730	1/2" x 3/4"	7'	6'
AS8740	1/2" x 1"	8'	6'
AS8750	5/8" x 5/8"	9'	7'



Inside



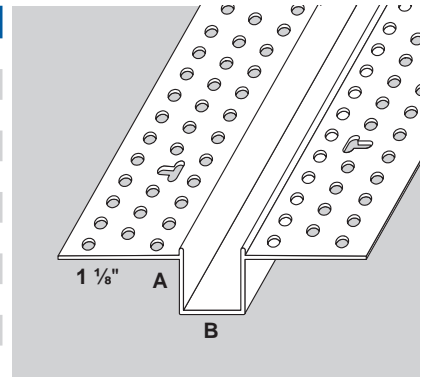
Outside



Architectural Reveal Bead

- Creates the sharpest cleanest aesthetic reveals in drywall with $\frac{1}{8}$ " of built in expansion
- No backing or blocking needed
- UV stabilized

STOCK NO.	A+B SIZE	LENGTH	PCS. PER BOX
AS5150	$\frac{1}{4}" \times \frac{1}{4}"$	10'	25
AS5170	$\frac{1}{4}" \times \frac{3}{4}"$	10'	15
AS5160	$\frac{1}{2}" \times \frac{1}{4}"$	10'	20
AS5110	$\frac{1}{2}" \times \frac{1}{2}"$	10'	20
AS5210	$\frac{1}{2}" \times \frac{3}{4}"$	10'	15
AS5310	$\frac{1}{2}" \times 1"$	10'	15
AS5320	$\frac{5}{8}" \times \frac{1}{2}"$	10'	15
AS5325	$\frac{5}{8}" \times \frac{5}{8}"$	10'	15
AS5340	$\frac{5}{8}" \times 1"$	10'	12
AS5350	$\frac{5}{8}" \times 2"$	10'	10

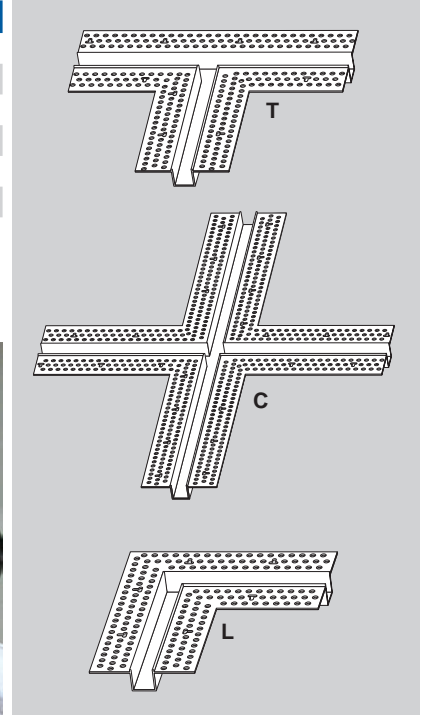


Architectural Intersections

- Designed to match Trim-Tex Architectural Reveal Beads
- UV stabilized
- Custom sized intersections are available with a minimum order quantity of 50 pieces. Call for details.

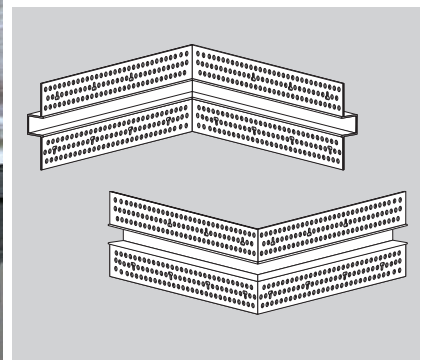
STOCK NO.	LENGTH	PCS. PER BOX
AS500*	$\frac{1}{4}" \times \frac{1}{4}"$	10
AS510*	$\frac{1}{2}" \times \frac{1}{2}"$	10
AS520*	$\frac{1}{2}" \times \frac{3}{4}"$	10
AS530*	$\frac{1}{2}" \times 1"$	10
AS540*	$\frac{5}{8}" \times \frac{1}{2}"$	10
AS550*	$\frac{5}{8}" \times \frac{5}{8}"$	10

*Add T, C or L to Stock No. to indicate desired intersection.



Custom Intersections

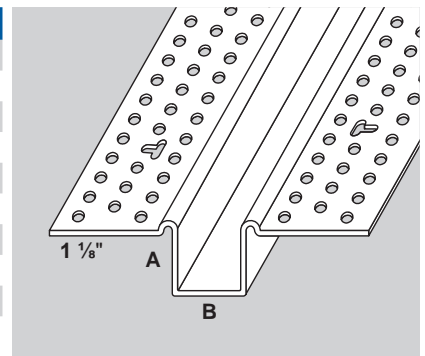
- Inside and outside corner intersections, or intersections with lengths different than the standard, are available as a special order with a minimum order quantity of 50 pieces
- Please call to request a quote



Reveal Bead

- Traditional design, finishes with a slightly rounded mud bump edge
- Creates aesthetic reveals in the drywall with $\frac{1}{8}$ " of built in expansion
- No backing or blocking needed

STOCK NO.	A+B SIZE	LENGTH	PCS. PER BOX
5150	$\frac{1}{4}" \times \frac{1}{4}"$	10'	30
5160	$\frac{1}{2}" \times \frac{1}{4}"$	10'	20
5110	$\frac{1}{2}" \times \frac{1}{2}"$	10'	20
5210	$\frac{1}{2}" \times \frac{3}{4}"$	10'	15
5310	$\frac{1}{2}" \times 1"$	10'	15
5320	$\frac{5}{8}" \times \frac{1}{2}"$	10'	15
5330	$\frac{5}{8}" \times \frac{3}{4}"$	10'	15
5340	$\frac{5}{8}" \times 1"$	10'	12
5350	$\frac{5}{8}" \times 2"$	10'	10

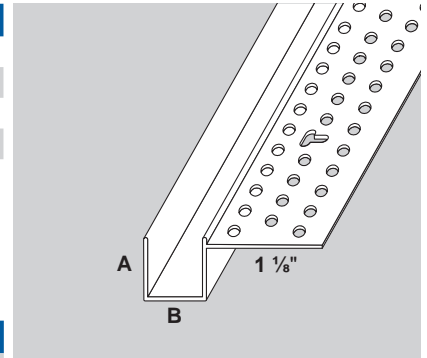


14 Shadow Beads

Architectural F Reveal Bead

- Creates the sharpest clean edge reveal effect when butting up to a door jamb, window, and other unfinished interior architectural components
- UV stabilized

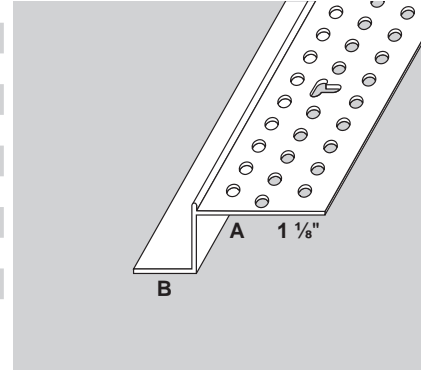
STOCK NO.	A+B SIZE	LENGTH	PCS. PER BOX
AS8710	½" x ½"	10'	25
AS8730	½" x ¾"	10'	20
AS8740	½" x 1"	10'	15
AS8750	⅝" x ⅝"	10'	20



Architectural Z Shadow Bead

- Create the sharpest clean edge reveal effect when butting up to ceilings, base trim, and other finished interior architectural components
- UV stabilized

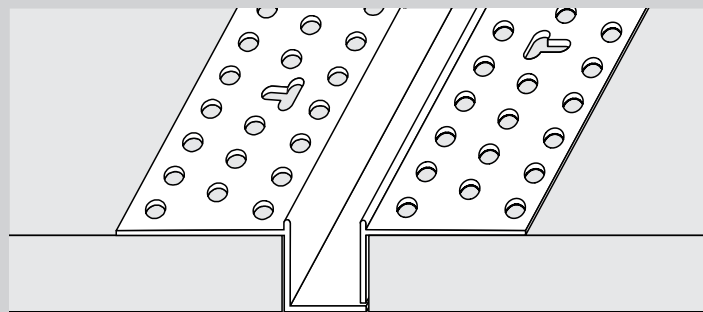
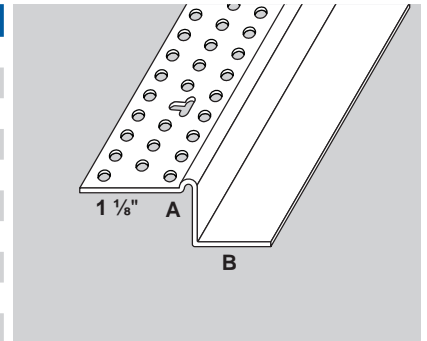
STOCK NO.	A+B SIZE	LENGTH	PCS. PER BOX
AS5450	¼" x ½"	10'	30
AS5410	½" x ¼"	10'	50
AS5510	½" x ½"	10'	50
AS5610	½" x ¾"	10'	50
AS5650	½" x 1"	10'	30
AS5710	⅝" x ¼"	10'	50
AS5750	⅝" x ⅜"	10'	50
AS5810	⅝" x ½"	10'	50
AS6010	⅝" x ⅝"	10'	50
AS5910	⅝" x ¾"	10'	50
AS5960	⅝" x 1¼"	10'	25



Shadow Bead

- Traditional design, finishes with a slightly rounded mud bump edge
- Create a reveal effect when butting up to ceilings, base trims, and other finished interior architectural components

STOCK NO.	A+B SIZE	LENGTH	PCS. PER BOX
5410	½" x ¼"	10'	50
5510	½" x ½"	10'	50
5610	½" x ¾"	10'	50
5650	½" x 1"	10'	50
5710	⅝" x ¼"	10'	50
5750	⅝" x ⅜"	10'	50
5810	⅝" x ½"	10'	50
5910	⅝" x ¾"	10'	50
5950	⅝" x 1"	10'	50
6010	⅝" x ⅝"	10'	50



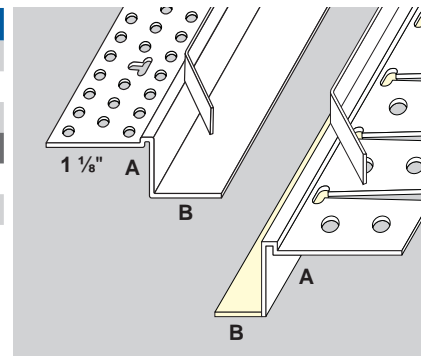
Pro Tip: Floating Reveal

½" deep shadow can be used with ⅞" L Bead (Stock #3210S or AS3210S) to create a floating reveal. The floating reveal works as the ultimate expansion joint in commercial applications. Must have proper backing on fire rated walls.

Tear Away™ Shadow Bead & Archway with Flexible Leg

- Create a reveal effect when butting up to ceilings, base trims, and other finished interior architectural components
- Features tear off strip that leaves a clean finished edge
- Archway is designed to create shadow effects along curved walls or soffits
- Archway minimum 48" inside radius or 24" outside radius

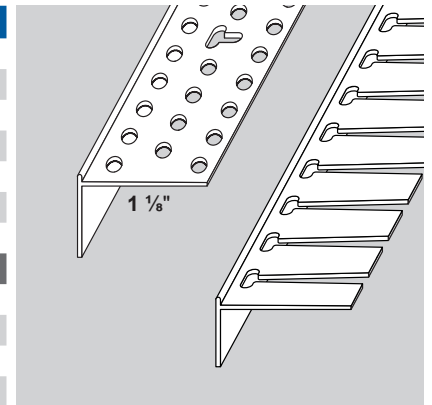
STOCK NO.	A+B SIZE	LENGTH	PCS. PER BOX
5510T	½" x ½"	10'	25
5520T	⅜" x ⅜"	10'	25
5530T	¼" x ¼"	10'	25
ARCHWAY			
5550T	⅜" x ⅜"	10'	25
5560T	½" x ½"	10'	25



Architectural L Bead & Archway

- Finish the exposed edge of drywall with the sharpest and cleanest L bead on the market
- Create a floating expansion reveal (see pg 14 diagram)
- Archway is great around duct work and piping, and for finishing columns, curved walls and soffits
- Archway minimum 6" inside radius or 8" outside radius

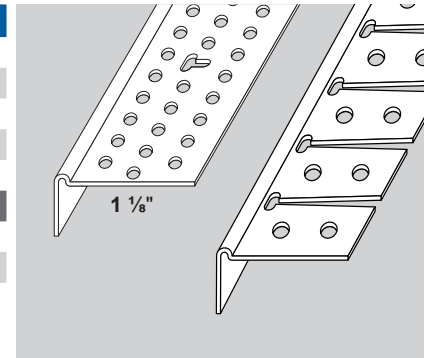
STOCK NO.	SIZE	LENGTH	PCS. PER BOX
AS3204	¼"	10'	30
AS3206	⅜"	10'	30
AS3210S	7/16"	10'	50
AS3210	½"	10'	80
AS3310	⅝"	10'	80
AS3510	1"	10'	50
AS3610	1 ¼"	10'	50
ARCHWAY			
AS3244	¼"	10'	30
AS3266	⅜"	10'	30
AS3288	½"	10'	50
AS3299	⅝"	10'	50



L Bead & Archway

- Traditional design, finishes with a slightly rounded mud bump edge
- Used to finish the exposed edge of the drywall
- Archway is great around duct work and piping, for finishing columns, curved walls and soffits
- Archway minimum 10" inside radius or 12" outside radius

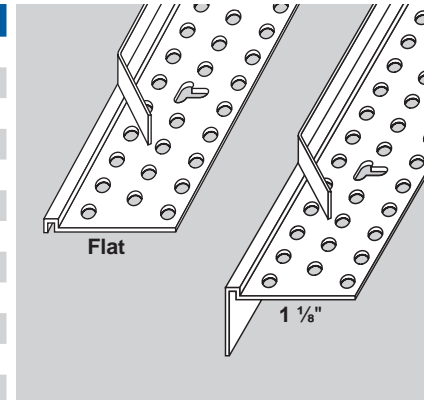
STOCK NO.	SIZE	LENGTH	PCS. PER BOX
3206	⅜"	10'	80
3208	½"	8'	80
3210	½"	10'	80
3210S	7/16"	10'	50
3310	⅝"	10'	80
ARCHWAY			
3288	½"	10'	50
3299	⅝"	10'	50



Tear Away™ L Bead

- Used to finish the exposed edge of the drywall
- Flat Tear Away is designed for areas where the drywall has been butted too close to slip the return leg behind the drywall
- Features a tear off strip that acts as a guide for the taping knife as well as a protective mask for mudding
- Available in money saving bulk quantities

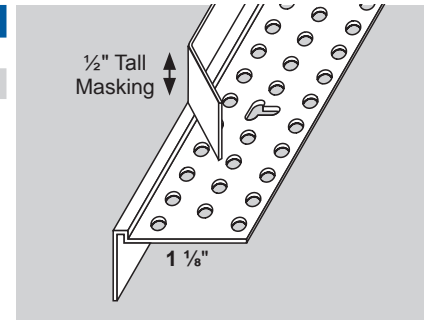
STOCK NO.	SIZE	LENGTH	PCS. PER BOX
9000	Flat	10'	50
9000-Bulk	Flat	10'	100
9002	¼"	10'	50
9004	⅜"	10'	50
9008	½"	8'	50
9010	½"	10'	50
9010-Bulk	½"	10'	100
9012	½"	12'	50
9108	⅝"	8'	50
9110	⅝"	10'	50
9110-Bulk	⅝"	10'	100
9310	1 ¼"	10'	25



Tear Away™ XT L Bead

- Used to finish the exposed edge of the drywall
- Extra tall ½" tear-off leg acts as a guide for the taping knife as well as a protective mask for mudding

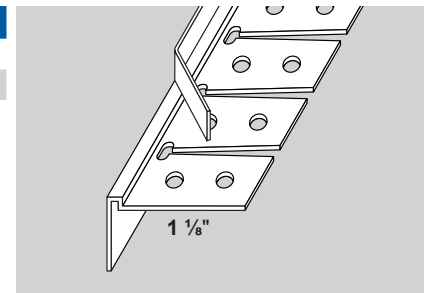
STOCK NO.	SIZE	LENGTH	PCS. PER BOX
9010XT	½"	10'	30
9110XT	⅝"	10'	30



Archway Tear™ Away L Bead

- Used to finish the exposed edge of the drywall
- Features a tear off strip that acts as a guide for the taping knife as well as a protective mask for mudding
- Archway minimum 10" inside radius or 12" outside radius

STOCK NO.	SIZE	LENGTH	PCS. PER BOX
9050	½"	10'	20
9150	⅝"	10'	20

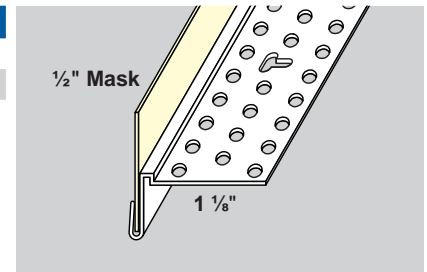


16 L Beads & Tear Away Beads

Pullaway™ L Bead

- Used to create a finished edge when butting drywall up to another substrate
- Easily removable pull out strip provides ½" of protection from mud and also acts as a guide for the taping knife

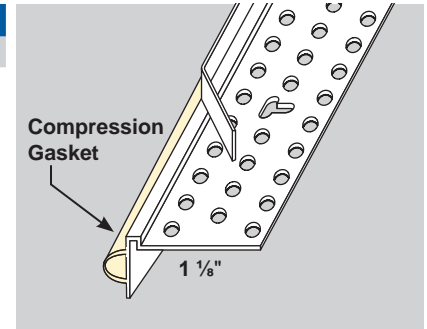
STOCK NO.	SIZE	LENGTH	PCS. PER BOX
3010	½"	10'	35
3110	⅝"	10'	35



Super Seal Tear Away™ L Bead

- Use to seal around windows, doors, and where drywall butts up to a concrete wall
- Gasket compresses upon installation to form a permanent seal that reduces sound transmission, replaces caulk, and provides structural relief at the panel perimeter
- Ideal where suspended drywall ceilings meet the exterior of a building

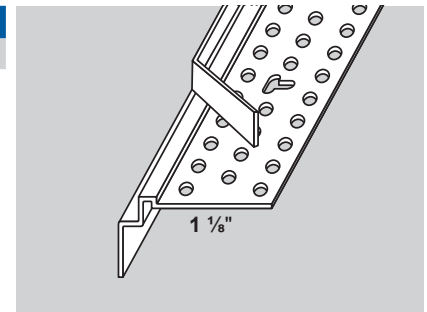
STOCK NO.	SIZE	LENGTH	PCS. PER BOX
9210	¾"	10'	25



Caulk Channel Tear Away™

- Creates a ¼" x ⅜" caulk channel when installed against a substrate such as a concrete wall
- Features a ⅝" tear-off leg that acts as a guide for the taping knife as well as a protective mask for mudding
- Can also be used to cover expansion joints filled with fire or acoustical caulk
- Can be used with ½" or ⅝" drywall

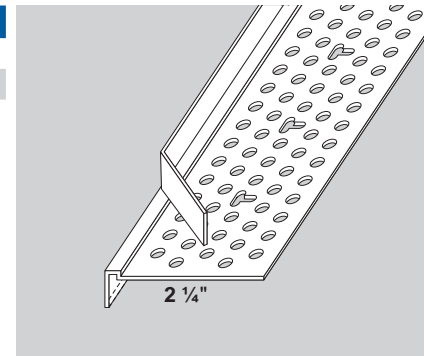
STOCK NO.	LENGTH	PCS. PER BOX
9140	10'	40



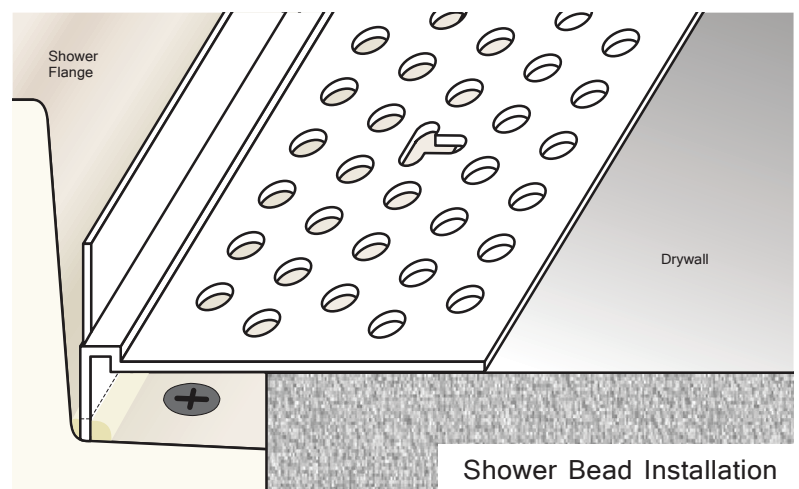
Shower Bead

- Replaces paper tape, which can be a food source for mold around shower/bath enclosures
- Extra wide 2¼" mud leg spans gap between drywall and flange, uses less mud than filling the gap
- Features a tear away strip that protects the shower/tub flange from mud, leaving a clean crisp finished edge with no mess

STOCK NO.	LENGTH	PCS. PER BOX
9358	8'	25
9368 (TALL)	8'	25



Shower Bead

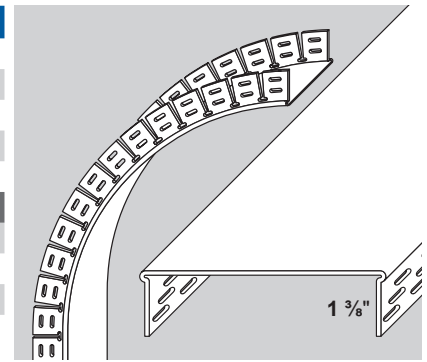


Shower Bead Installation

Fast Cap & Archway

- Finish doorways, wall ends, kneewalls, and closets by eliminating the need for the drywall face and 2 corner beads
- 4 $\frac{5}{8}$ " Fast Cap is designed for 2 x 4 wood studs only
- 4 $\frac{7}{8}$ " Fast Cap can be used with wood studs or 3 $\frac{5}{8}$ " metal studs
- Archway minimum 15" inside radius or 28" outside radius
- 4618 finishes a standard arched doorway in one piece

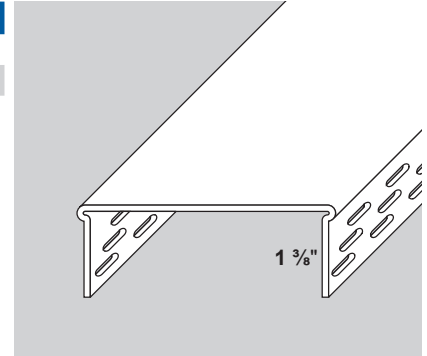
STOCK NO.	SIZE	LENGTH	PCS. PER BOX
4481	4 $\frac{5}{8}$ "	81 $\frac{1}{4}$ "	10
4408	4 $\frac{5}{8}$ "	8'	10
4410	4 $\frac{5}{8}$ "	10'	10
4508	4 $\frac{7}{8}$ "	8'	10
4510	4 $\frac{7}{8}$ "	10'	10
ARCHWAY			
4610	4 $\frac{5}{8}$ "	10'	10
4618	4 $\frac{5}{8}$ "	18'	2
4710	4 $\frac{7}{8}$ "	10'	10



Wall Fast Cap for 2 1/2" Metal Studs

- Same great features as Fast Cap but designed to be used with 2 1/2" metal studs
- 3 1/2" Fast Cap for 2 1/2" metal stud and 2 pieces of 1/2" drywall
- 3 3/4" Fast Cap for 2 1/2" metal stud and 2 pieces of 5/8" drywall

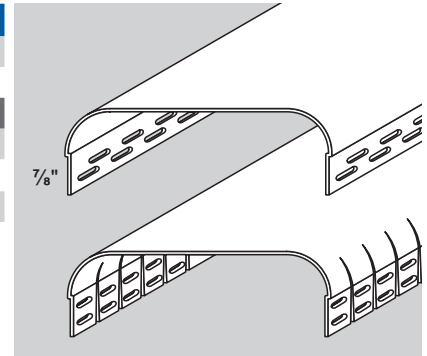
STOCK NO.	SIZE	LENGTH	PCS. PER BOX
4883	3 1/2"	10'	10
4810	3 3/4"	10'	10



3/4" R. Bullnose Fast Cap & Archway

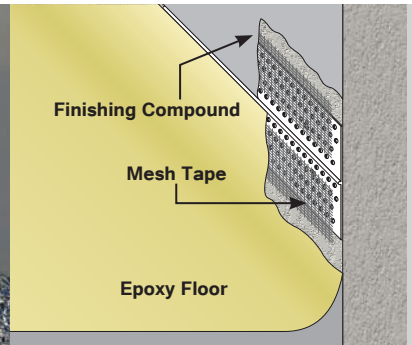

- Same great features of standard Fast Cap in 3/4" R. Bullnose style
- 4 $\frac{5}{8}$ " to fit 1 regular stud and 2 pieces of 1/2" drywall
- 4 $\frac{7}{8}$ " to fit 1 regular stud and 2 pieces of 5/8" drywall

STOCK NO.	SIZE	LENGTH	PCS. PER BOX
7810	4 $\frac{5}{8}$ "	10'	8
7910	4 $\frac{7}{8}$ "	10'	8
ARCHWAY			
7828	4 $\frac{5}{8}$ "	8'	8
7820	4 $\frac{5}{8}$ "	10'	8
7830	4 $\frac{7}{8}$ "	10'	8



Pro Tip: Hygienic Environments

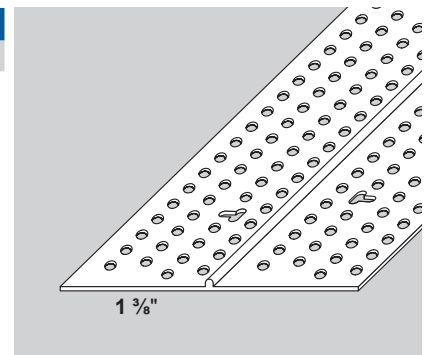
Demarcation bead is designed for hospitals, schools, and clean rooms with epoxy floors that transition into drywall. Vinyl will never rust or be a source of mold growth making it ideal for hygienic environments.



Architectural Demarcation Bead

- Creates a separation between drywall finish and different substrate, such as epoxy floor coating
- Perfect for straight line separation between surface treatments

STOCK NO.	LENGTH	PCS. PER BOX
DM10	10'	20

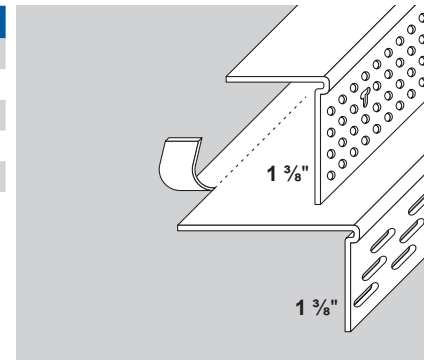


18 Oversized L Beads

Oversized L Beads

- Designed as a labor saving system for finishing window returns and other details
- 3611 features a pre-scored tear off strip making the bead two sizes in one

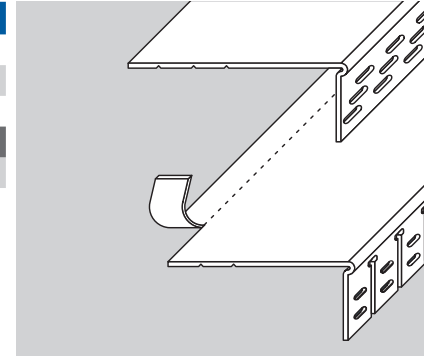
STOCK NO.	SIZE	LENGTH	PCS. PER BOX
3410	¾"	10'	50
3510	1"	10'	50
3610	1 ¼"	10'	50
3650	1 ½"	10'	50
3611	2 11⁄16" & 2 1⁄8"	10'	30



Super L Bead & Archway

- Has a 3 1⁄8" return leg, and is pre-scored at 2 5⁄8", 2 1⁄8" and 1 5⁄8"
- For sizes in-between, use Finish Trim (see page 19)
- Archway great for finishing arched window returns

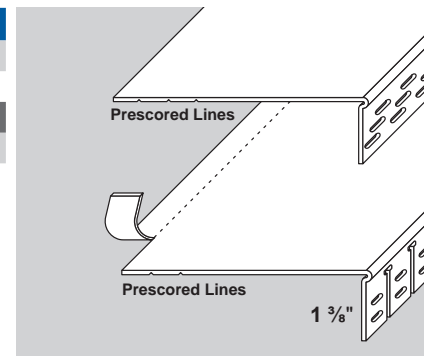
STOCK NO.	LENGTH	PCS. PER BOX
3708	8'	30
3710	10'	30
3712	12'	30
ARCHWAY		
3810	10'	30



Giant L Bead & Archway

- Giant L Bead has a 5 5⁄8" return leg and is pre-scored at 4 13⁄16", 4 5⁄16" and 3 13⁄16"
- For sizes in-between, use Finish Trim (see page 19)
- Archway great for finishing arched window returns

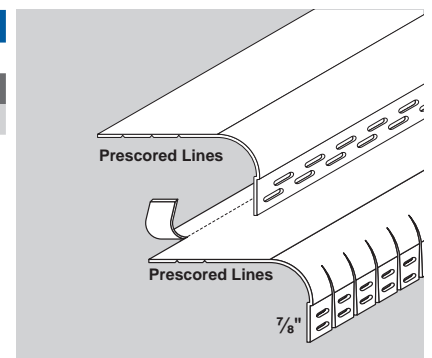
STOCK NO.	LENGTH	PCS. PER BOX
3850	10'	20
3852	12'	20
ARCHWAY		
3860	10'	20



¾" R. Bullnose Super L Bead & Archway

- Has a 3 1⁄8" return leg and is pre-scored at 2 5⁄8", 2 1⁄8" and 1 5⁄8"
- For sizes in-between, use Finish Trim (see page 19)
- Archway great for finishing arched window returns

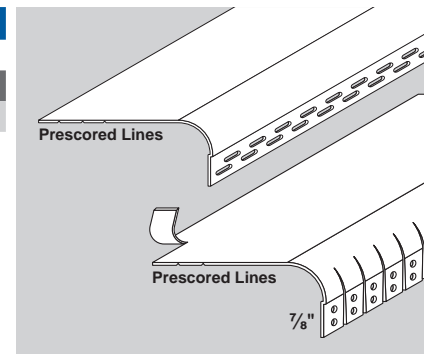
STOCK NO.	LENGTH	PCS. PER BOX
7610	10'	30
ARCHWAY		
7710	10'	30



¾" R. Bullnose Giant L Bead & Archway

- Giant L Bead has a 5 1⁄2" return leg and is pre-scored at 4 13⁄16", 4 5⁄16" and 3 13⁄16"
- For sizes in-between, use Finish Trim (see page 19)
- Archway great for finishing arched window returns

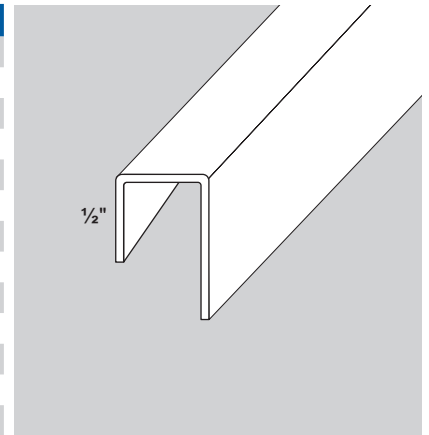
STOCK NO.	LENGTH	PCS. PER BOX
7750	10'	20
ARCHWAY		
7760	10'	20



J Bead

- Use J Bead to finish exposed drywall ends and under all door and window encasements
- Trim-Tex's first product that launched rigid vinyl into the drywall industry over 45 years ago, replacing galvanized metal, which would rust and dent increasing building maintenance costs

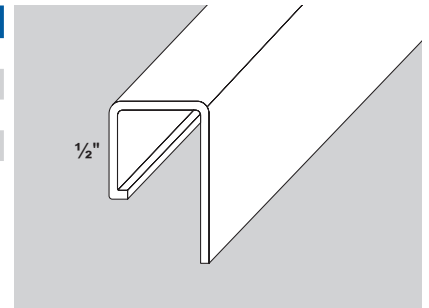
STOCK NO.	SIZE	LENGTH	PCS. PER BOX
2010	¼"	10'	50
1008	⅜"	8'	50
1010	⅜"	10'	50
1108	½"	8'	50
1110	½"	10'	50
1112	½"	12'	50
1208	⅝"	8'	50
1210	⅝"	10'	50
1212	⅝"	12'	50
2410	¾"	10'	50
2510	⅞"	10'	35
2608	1"	8'	35
2610	1"	10'	35



Shadow Line J Bead

- Use Shadow Line J Bead to form a distinctive edge along the drywall for a modern look
- Slips over the drywall to create a finished edge without a mud flange to fill

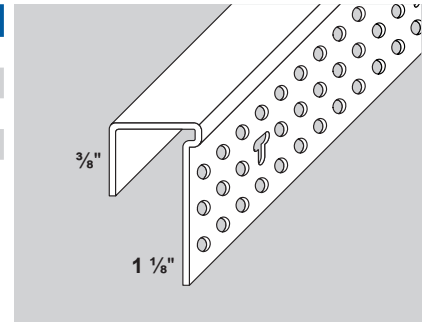
STOCK NO.	SIZE	LENGTH	PCS. PER BOX
1308	½"	8'	50
1310	½"	10'	50
1408	⅝"	8'	50
1410	⅝"	10'	50



Mud On J Bead

- Mud on J Bead is designed for butting drywall to other substrates such as masonry, glass, doors & windows
- Perfect for skylight shafts
- Also commonly known as "LC" bead

STOCK NO.	SIZE	LENGTH	PCS. PER BOX
1708	½"	8'	50
1710	½"	10'	50
1808	⅝"	8'	50
1810	⅝"	10'	50



Pro Tip: Window Returns

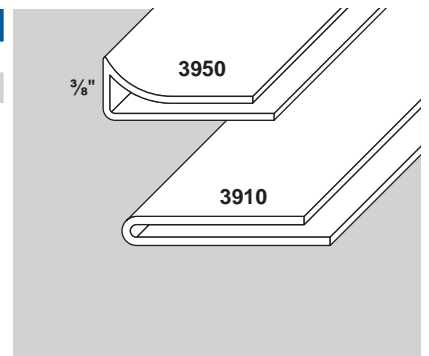
Can't find an L Bead to finish your window return? Add a Finish Trim to extend the length of an L Bead while creating a clean finished looking edge.



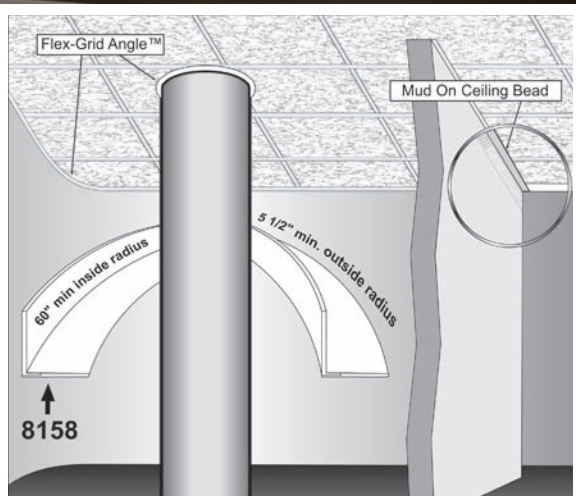
Finish Trims

- Are 1" wide and designed to be used in conjunction with any Trim-Tex L Bead
- Cut the L Bead to the desired size and slip into the Finish Trim to create a custom size L Bead
- 3950 is designed to help conceal framing gaps as wide as ⅜"

STOCK NO.	LENGTH	PCS. PER BOX
3910	10'	30
3950 (Tall)	10'	30



Flex Grid Angle



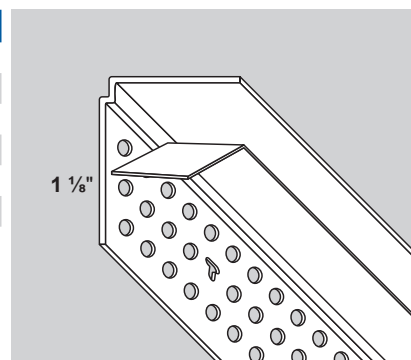
L.E.D. Light Bead



Mud On Ceiling Bead

- Use wherever a new wall is butted to an existing drop ceiling
- Tear off protective masking protects the visible flange from compound for easy clean up
- UV stabilized to prevent discoloration from fluorescent light

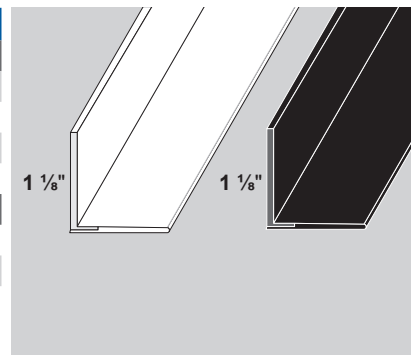
STOCK NO.	SIZE	LENGTH	PCS. PER BOX
5008	7/8"	8'	40
5010M	7/8"	10'	20
5010	7/8"	10'	40
5012	7/8"	12'	40
5020M	9/16"	10'	20
5020	9/16"	10'	40



Flex Grid Angle™

- The ultimate way to finish an acoustical ceiling terminating at any curved wall or surface
- Will finish columns 5 1/2" radius or larger, 8158 & 8178 will finish a minimum inside radius of 60"
- For inside radii as small as 18", use 8159 or 8179
- UV stabilized to prevent discoloration from fluorescent light

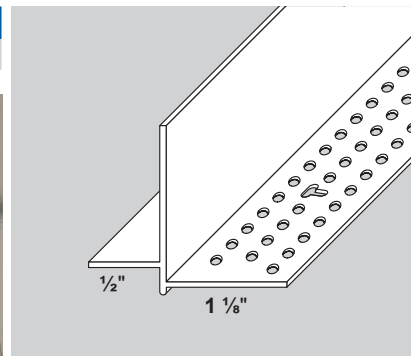
STOCK NO.	SIZE	LENGTH	PCS. PER BOX
WHITE			
8158M	7/8"	8'	10
8158	7/8"	8'	63
8159M	9/16"	8'	10
8159	9/16"	8'	63
BLACK			
8178M	7/8"	8'	10
8179M	9/16"	8'	10



Architectural Access Door Bead

- Creates crisp, clean transition between ceiling and access panel with a subtle 1/4" step
- Provides a flange for access door to rest on
- Can be used to trim 2 X 2 commercial light fixtures when installed in drywall ceiling

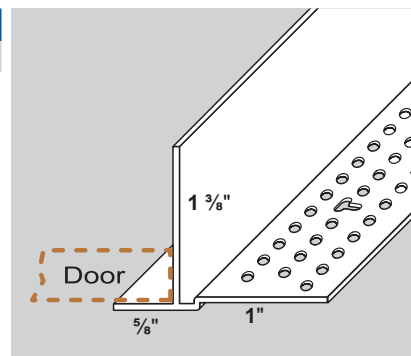
STOCK NO.	LENGTH	PCS. PER BOX
AS8020	10'	12



Access Door Bead (original)

- Designed for finishing drywall around access doors
- Provides a flange for access door to rest on

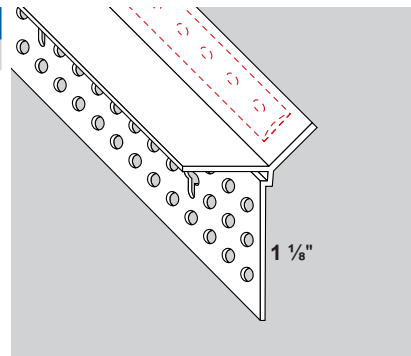
STOCK NO.	LENGTH	PCS. PER BOX
8020	10'	12




L.E.D. Light Bead (for light coves)

- Installs directly to the drywall, features an angled leg that allows the L.E.D. strip to be installed to cast a light on the ceiling and adjacent wall
- Accommodates a low profile 3/8" wide L.E.D. strip (sold separately)

STOCK NO.	LENGTH	PCS. PER BOX
LED10	10'	20



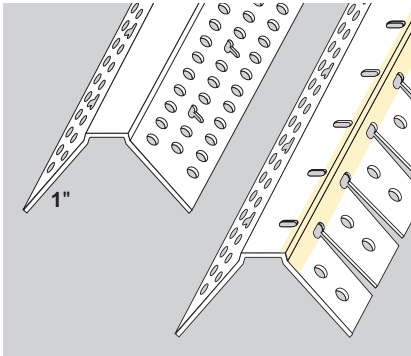
Chamfer Beads



350 Chamfer & Archway

- Adds a 3/4" wide chamfer edge to produce a crisp look with great shadows
- Archway minimum 14" inside radius or 24" outside radius

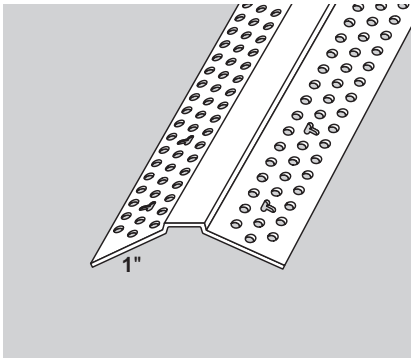
STOCK NO.	LENGTH	PCS. PER BOX
9608	8'	30
9609	9'	30
9610	10'	30
ARCHWAY		
9650	10'	30



350 Chamfer Splayed

- Fits a standard 135° outside corner
- Matches the profile of 350 Chamfer & Archway

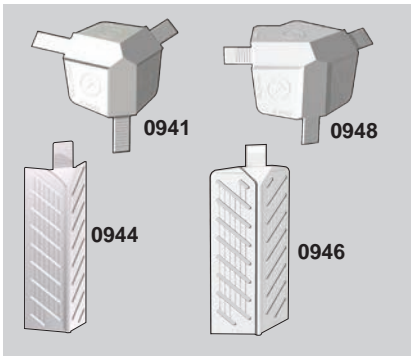
STOCK NO.	LENGTH	PCS. PER BOX
9670	10'	20



350 Chamfer Molded Corners & Accessories

- Finish corners where multiple beads meet quickly with a molded corner
- Base adapters transition bead to a 90° corner for installing baseboard
- 0946 is compatible with 350 Chamfer and Chamfer

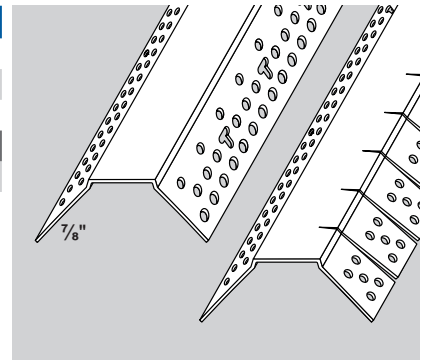
STOCK NO.	CHAMFER STYLE	PCS. PER BOX
0941M	3-Way	10
0941	3-Way	50
0944M	Base Adapter	10
0944	Base Adapter	50
0946	Splayed Base Adapter	25
0948	Off-Angle 3-Way	25



Chamfer Bead™ & Archway

- A larger 1 1/8" wide chamfered edge softens the room while producing a crisp look with great shadows
- Archway minimum 18" inside radius or 24" outside radius

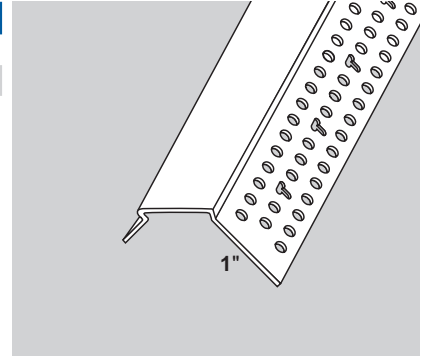
STOCK NO.	LENGTH	PCS. PER BOX
9508	8'	30
9509	9'	30
9510	10'	30
ARCHWAY		
9550	10'	30



Chamfer Kerfed

- Can be used to finish windows and doors with kerfed grooves

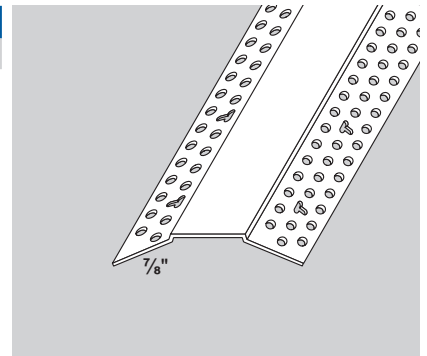
STOCK NO.	SIZE	LENGTH	PCS. PER BOX
9580	1/2"	10'	30
9590	5/8"	10'	30



Chamfer Splayed

- Fits a standard 135° outside corner
- Matches the profile of Chamfer Bead & Archway

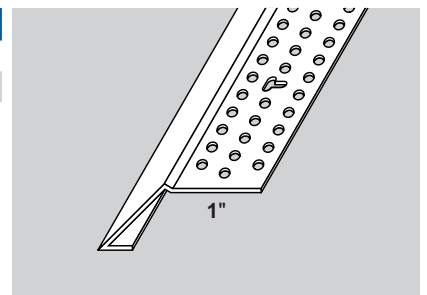
STOCK NO.	LENGTH	PCS. PER BOX
9570	10'	20



Chamfer Stop

- Chamfer Stop is designed to be installed after the drywall, there is no need to wrap the bead behind the drywall
- Use Chamfer Stop for finishing windows and doors creating beautiful multi-layer drywall effects, instead of wood moldings

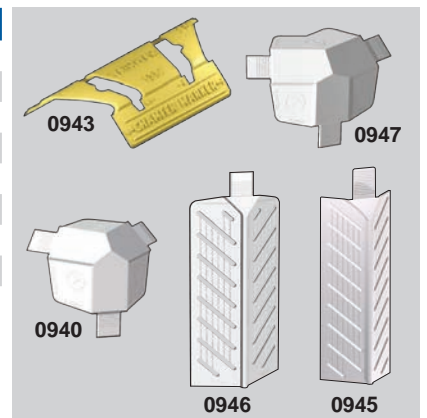
STOCK NO.	SIZE	LENGTH	PCS. PER BOX
9530	1/2"	10'	30
9520	5/8"	10'	30



Chamfer Molded Corners & Accessories

- Finish corners where multiple beads meet quickly with a molded corner
- Base adapters transition bead to a 90° corner for installing baseboard
- 0946 is compatible with 350 Chamfer and Chamfer
- Cut perfect miters with the Miter Marker

STOCK NO.	CHAMFER STYLE	PCS. PER BOX
0940M	3-Way	10
0940	3-Way	50
0943M	Miter Marker	10
0943	Miter Marker	40
0945M	Base Adapter	10
0945	Base Adapter	50
0946	Splayed Base Adapter	25
0947	Off-Angle 3-Way	25




Bullnose Beads



TRIM-TEX

has the **LARGEST** selection of bullnose corner beads & accessories in the industry.

New The 350 Bull™ line of products has been redesigned for easier finishing. Trim-Tex does not recommend mixing the old and new styles.

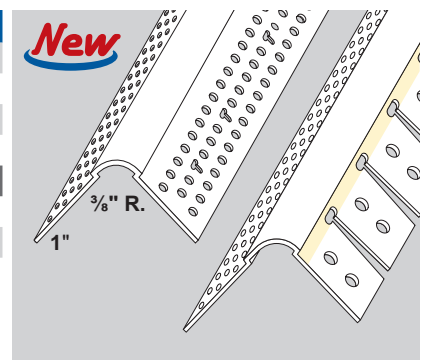


350 Bull™ Corner Bead & Archway

- Features a $\frac{3}{8}$ " radius & extra long legs that allow 350 Bull to absorb extreme impact
- Does not require the drywall to be setback for installation
- Free cleaning tool included
- The only Archway Bullnose that doesn't require filling of notches on the exposed bead area eliminating 1 coat of mud

STOCK NO.	LENGTH	PCS. PER BOX
35008	8'	35
35009	9'	35
35010	10'	35
35012	12'	35
ARCHWAY		
35028	8'	25
35020	10'	25


- Archway minimum 15" inside radius or 24" outside radius.



350 Bull™ Splayed Corner Bead

- Designed for finishing off-angle walls
- Works with 0921 off-angle 3-Way molded corner


STOCK NO.	LENGTH	PCS. PER BOX
35038	8'	35
35030	10'	35



350 Bull™ Kerfed & Archway

- Leg can be inserted into the channel of many pre-formed door and window jambs
- Doesn't require filling notches on exposed bead area
- Archway minimum 15" inside radius or 36" outside radius


STOCK NO.	LENGTH	PCS. PER BOX
35088	8'	35
35080	10'	35
ARCHWAY		
35180	10'	25



350 Bull™ L Bead & Archway

- Works just like J Round or Chamfer Stop, but with a rounded edge to match the 350 Bull series
- Perfect for decorative layers or for a clean finished look around windows and doors


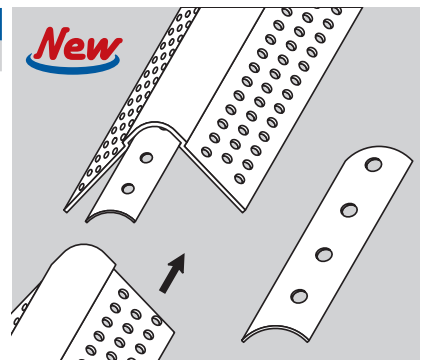
STOCK NO.	SIZE	LENGTH	PCS. PER BOX
35040	1/2"	10'	35
35050	5/8"	10'	35
ARCHWAY			
35060	1/2"	10'	35
35070	5/8"	10'	35



350 Bull™ Splicer

- Joins 2 sections of 350 Bull Corner Bead
- Unique spring action allows Splicer to be snapped into bead for perfect alignment
- Use with #700 Bondaflex caulk to eliminate edge cracking

STOCK NO.	PCS. PER BOX
0924	40



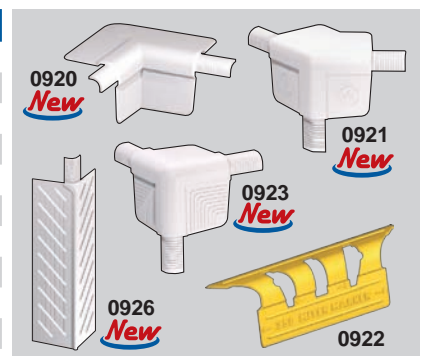
Pro Tip: 350 Bull

Create a consistent 350 Bull look with Molded Corners, 350 L Bead for finishing layering details, and all other 350 Bull products such as splayed and archway beads.

350 Bull™ Molded Corners & Accessories

- Finish corners where multiple beads meet quickly with a molded corner
- Base adapters transition bead to a 90° corner for installing baseboard
- Cut perfect miters with the Miter Marker

STOCK NO.	350 BULL STYLE	PCS. PER BOX
0920M	2-Way Inside	10
0920	2-Way Inside	50
0921M	Off-Angle 3 Way	10
0921	Off-Angle 3 Way	40
0922M	Miter Marker	10
0922	Miter Marker	40
0923M	3-Way	10
0923	3-Way	50
0926M	Bulladapter	10
0926	Bulladapter	50





Pro Tip: Sprung Arch

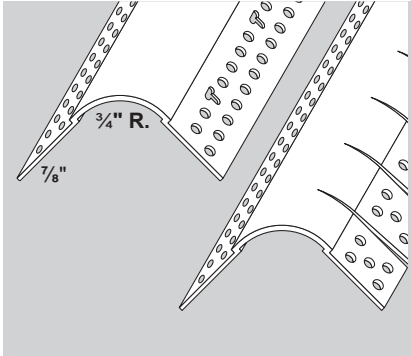
The exclusive co-extruded design of No-Notch Sprung Arch, only available from Trim-Tex, eliminates the need to fill notches in the nose of the bead.



3/4" R. Bullnose Corner Bead & Archway

- Softens corners & adds a traditional or southwestern look
- Trim-Tex offers the most complete line of 3/4" Bullnose products in the industry
- Archway minimum 15" inside radius or 20" outside radius

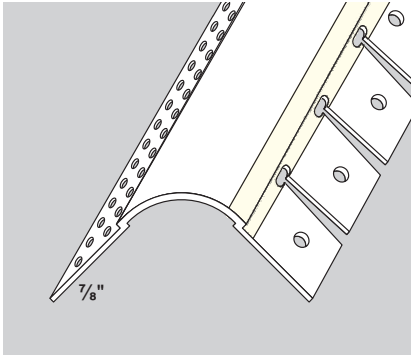
STOCK NO.	LENGTH	PCS. PER BOX
7008	8'	35
7009	9'	35
7010	10'	35
7012	12'	35
ARCHWAY		
7108	8'	35
7110	10'	35



3/4" R. Bullnose No-Notch Sprung Arch

- The No-Notch Sprung Arch is designed to finish sprung arches and is recommended for doors 5' and wider
- Eliminates filling notches on the exposed surface of the bullnose


STOCK NO.	LENGTH	PCS. PER BOX
7120	10'	35



3/4" R. Bullnose Splayed Corner Bead

- Designed to fit off-angle 135° outside corners

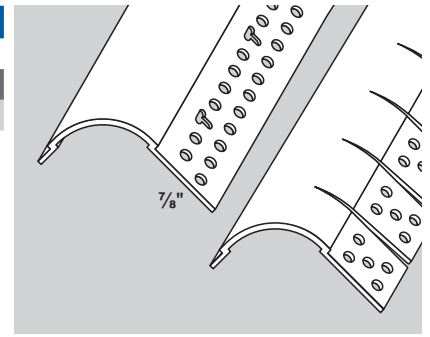
STOCK NO.	LENGTH	PCS. PER BOX
7308	8'	35
7309	9'	35
7310	10'	35



3/4" R. Traditional Bullnose Kerfed Bead & Archway

- 5/16" leg can be inserted into the channel of many preformed door and window jambs
- Features a small stepped return leg
- Creates attractive rounded encasement
- Archway minimum 15" inside radius or 20" outside radius

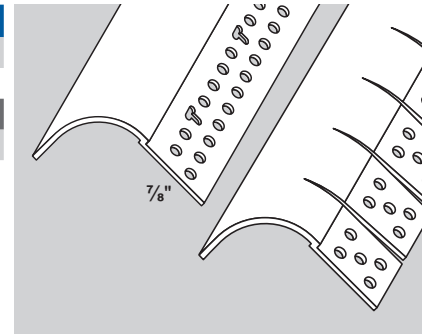
STOCK NO.	LENGTH	PCS. PER BOX
7080T	10'	35
ARCHWAY		
7180T	10'	35



3/4" R. Bullnose Kerfed Bead & Archway

- Leg can be inserted into the channel of many preformed door and window jambs
- Creates attractive rounded encasement
- Archway minimum 15" inside radius or 20" outside radius

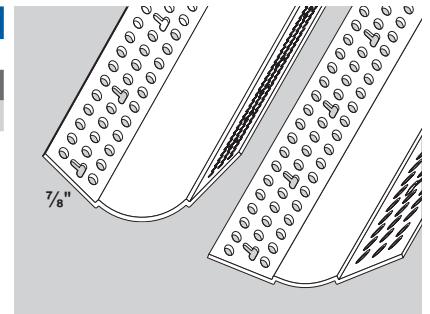
STOCK NO.	LENGTH	PCS. PER BOX
7088	8'	35
7080	10'	35
ARCHWAY		
7180	10'	35



Inside 3/4" R. Bullnose Corner Bead & Splayed

- Inside 3/4" R. Bullnose Corner Bead is designed to finish inside 90° corners
- Inside 3/4" R. Bullnose Splayed Corner Bead is designed to finish inside 45° off-angle corners

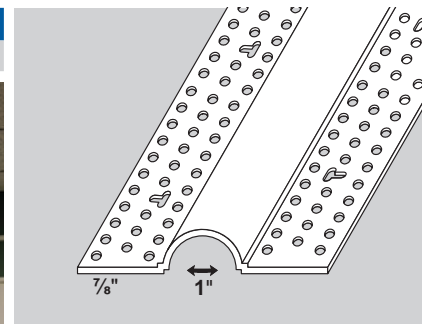
STOCK NO.	LENGTH	PCS. PER BOX
7250	10'	35
SPLAYED		
7210	10'	35



Bull-Rail Style 672

- Bull-Rail is a decorative trim applied to the surface of drywall

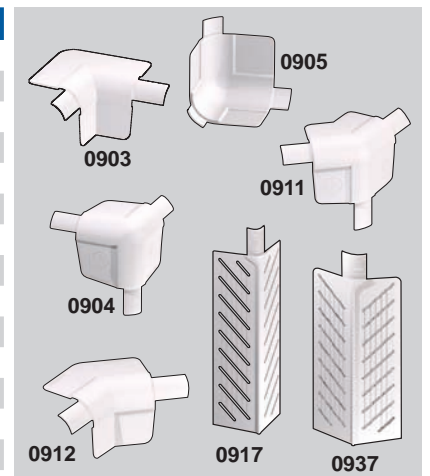
STOCK NO.	LENGTH	PCS. PER BOX
67210	10'	20



3/4" R. Molded Corners

- Finish corners quickly where multiple beads meet with a molded corner
- Base adapters transition bead to a 90° corner for installing baseboard

STOCK NO.	3/4" R. STYLE	PCS. PER BOX
0903M	2-Way	10
0903	2-Way	50
0904M	3-Way Outside	10
0904	3-Way Outside	50
0905M	3-Way Inside	10
0905	3-Way Inside	50
0911M	3-Way Splayed	10
0911	3-Way Splayed	50
0912M	2-Way Splayed	10
0912	2-Way Splayed	50
0917M	Bulladapter	10
0917	Bulladapter	50
0937M	Splayed Bulladapter	10
0937	Splayed Bulladapter	50

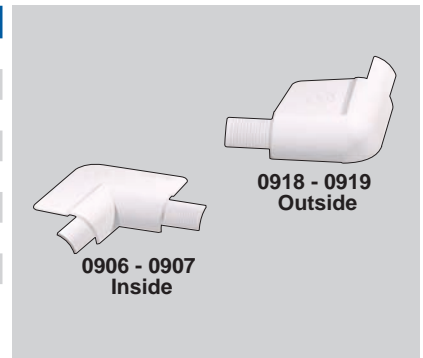


28 3/4" R. Bullnose Beads

3/4" R. Bullnose J Round Inside and Outside Corners

- Inside and Outside J Round Corners match 2 Bullnose J Round Beads that join at a 90° inside or outside angle

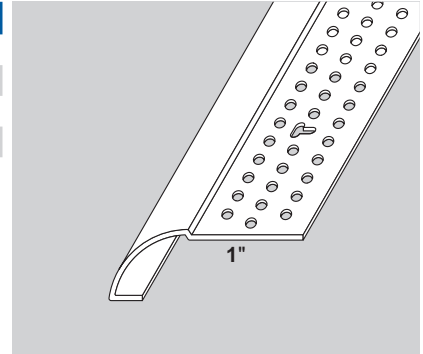
STOCK NO.	SIZE	PCS. PER BOX
0906M	1/2"	10
0906	1/2"	50
0907M	5/8"	10
0907	5/8"	50
0918M	1/2"	10
0918	1/2"	50
0919M	5/8"	10
0919	5/8"	50



3/4" R. J Round

- J Round is designed to be installed after the drywall
- There is no need to wrap the bead behind the drywall
- Ideal for finishing window and door openings, and drywall build-outs

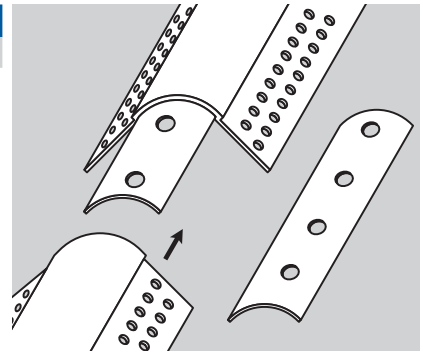
STOCK NO.	SIZE	LENGTH	PCS. PER BOX
7408	1/2"	8'	30
7410	1/2"	10'	30
7508	5/8"	8'	30
7510	5/8"	10'	30



3/4" R. Bullnose Splicer

- Designed to join 2 sections of straight or archway 3/4" R. Bullnose Corner Bead
- Splicer snaps into the bead for perfect alignment
- Use with #700 Adhesive Caulk to eliminate cracking

STOCK NO.	PCS. PER BOX
0925	100

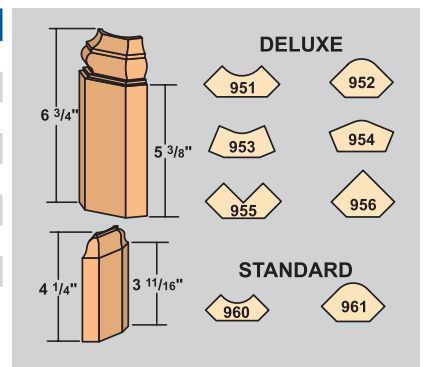


Wood Bullnose Corner Blocks

By: Midwestern Wood Products

- These poplar stand-alone blocks are designed to finish 3/4" bullnose corners. Deluxe style can accommodate baseboard up to 5 3/8" tall and 1 3/16" thick. Standard style can accommodate up to 3 11/16" tall and 9/16" thick. Available in special sizes and wood species including Red Oak, as well as baseboards, bullnose crowns and other beautiful products from Midwestern Wood Products (309) 266-9771.

STOCK NO.	STYLE	PCS. PER BOX
951	Deluxe Bullnose Outside	10
952	Deluxe Bullnose Inside	10
953	Deluxe Bullnose Splayed Outside	10
954	Deluxe Bullnose Splayed Inside	10
955	Deluxe Square Outside	10
956	Deluxe Square Inside	10
960	Standard Bullnose Outside	20
961	Standard Bullnose Inside	20



3/4" & 1 1/2" Bullnose Miter Marker

- Includes miter marking for 90° & 135° off-angle inside corners as well as alignment marks for finishing door & window openings, the tool works on all 3/4" & 1 1/2" Bullnose products, including Bullnose; Corner Bead, Super & Giant L Beads, & Fast Cap
- *Note: 1 1/2" Miter Marker Tool only includes marking for 90° corners

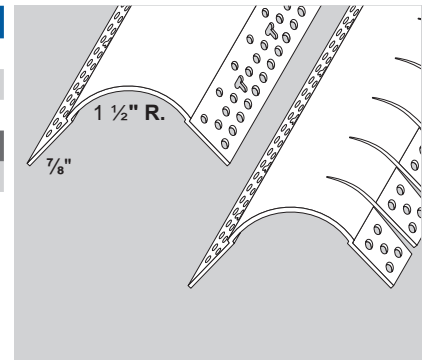
STOCK NO.	SIZE	PCS. PER BOX
0932M	3/4"	10
0932	3/4"	40
0933	1 1/2"	5



1 ½" R. Bullnose Outside Corner Bead & Archway

- Our largest bullnose profile creates sweeping rounded edges
- Archway minimum 18" inside radius or 30" outside radius


STOCK NO.	LENGTH	PCS. PER BOX
7098	8'	30
7099	10'	30
7092	12'	30
ARCHWAY		
7199	10'	30



1 ½" R. Bullnose Splayed Corner Bead

- Designed to fit off-angle 135° outside corners

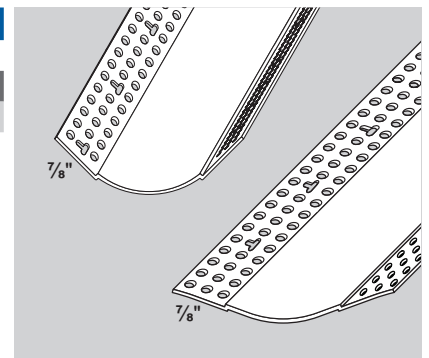
STOCK NO.	LENGTH	PCS. PER BOX
7399	10'	30



1 ½" R. Bullnose Inside Corner Bead & Splayed

- 1 ½" R. Bullnose Inside Corner Bead is designed to finish inside 90° corners
- 1 ½" R. Bullnose Inside Corner Bead Splayed is designed to finish inside 135° off-angle corners

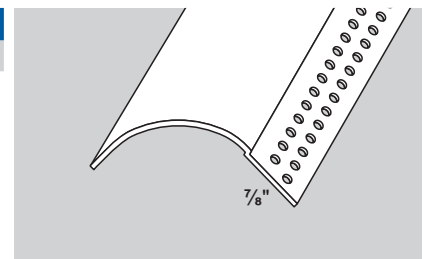
STOCK NO.	LENGTH	PCS. PER BOX
7066	10'	30
SPRAYED		
7360	10'	30



1 ½" R. Bullnose Kerfed Corner Bead

- Leg can be inserted into the channel of many preformed door and window jambs
- Creates attractive rounded encasement

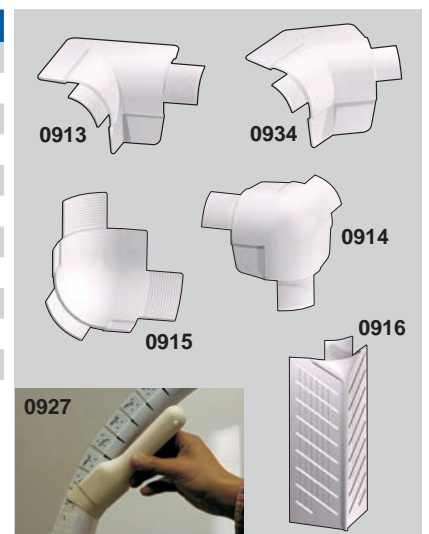
STOCK NO.	LENGTH	PCS. PER BOX
7090	10'	30



1 ½" R. Bullnose Molded Corners & Accessories

- Finish corners where multiple beads meet quickly with a molded corner
- Base adapters transition bead to a 90° corner for installing baseboard
- The Finishing Tool wipes excess mud off of the nose of the bead while helping to fill the notches

STOCK NO.	1 ½" R. STYLE	PCS. PER BOX
0913M	2-Way	10
0913	2-Way	35
0914M	3-Way Outside	10
0914	3-Way Outside	50
0915M	3-Way Inside	10
0915	3-Way Inside	50
0916M	Bulladapter	10
0916	Bulladapter	35
0927	Finishing Tool	5
0934M	Off-Angle 2-Way	10
0934	Off-Angle 2-Way	50



Step A Bull™

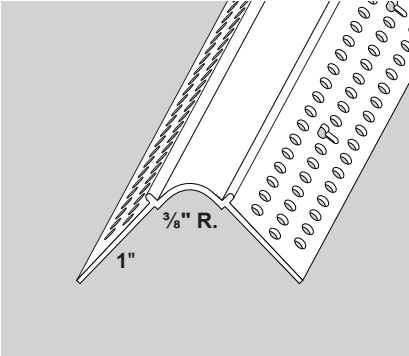
- Great for creating decorative columns, soffits & niches
- Use 350 Step A Bull to prevent inconsistent shadows that can occur from over-sanding a regular bullnose
- Creates a logical point for transitioning paint color



350 Step A Bull™

- The smallest Step A Bull profile is great for soffits, niches, and doorways
- Free cleaning tool & miter marker included

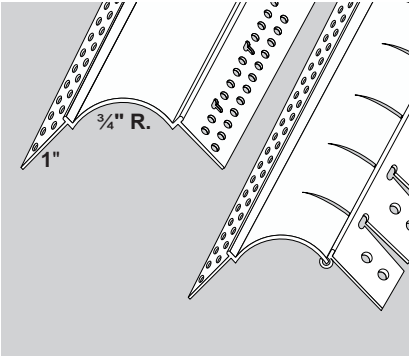
STOCK NO.	LENGTH	PCS. PER BOX
7038	8'	20
7030	10'	20



3/4" R. Step A Bull™ & Archway

- Features a 3/4" radius and 3/16" deep steps on either side of the bullnose
- Free Cleaning tool & Miter Marker Included
- Archway minimum 15" inside radius or 30" outside radius

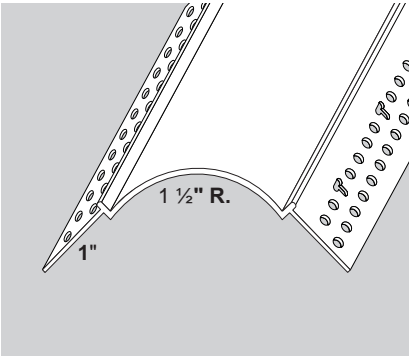
STOCK NO.	LENGTH	PCS. PER BOX
7048	8'	15
7040	10'	15
ARCHWAY		
7148	8'	10
7140	10'	10



1 1/2" R. Step A Bull™

- Features a 1 1/2" radius and 3/16" deep steps on both sides of the bullnose
- Free Cleaning tool & Miter Marker Included


STOCK NO.	LENGTH	PCS. PER BOX
7058	8'	10
7050	10'	10





Pro Tip: Window & Door Encasing

Easily create millwork details around windows and doors by adding Step A Bull L Bead around the encasing.



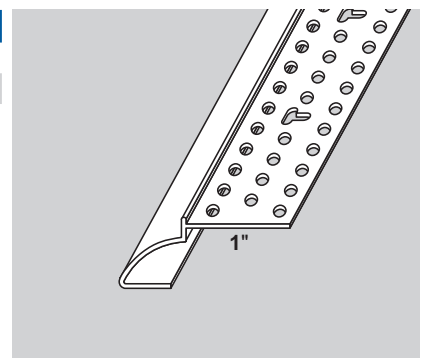
Pro Tip: Finishing Archways

Transition Step A Bull into 90° Rigid Archway Bead to quickly finish arched doorways. Install a Base Adapter at the top and the bottom of Step A Bull to transition the bead to match Rigid Archway.

Step A Bull™ L Bead

- Add the look of Step A Bull to your windows and doors or for creating layering details
- Finish an edge with Step A Bull L Bead to match 350 Step A Bull

STOCK NO.	SIZE	LENGTH	PCS. PER BOX
7060	1/2"	10'	35
7070	5/8"	10'	35



3 Ways & Base Adapters for 350, 3/4" & 1 1/2" Step A Bull™

- The Step Adapter is designed to create a transition to a standard 90° outside corner to allow you to use standard outside miters on baseboards and crown moldings
- Wood adapters are made of high quality poplar

STOCK NO.	STYLE	PCS. PER BOX
990	350 Wood Adapter	20
991	3/4" Wood Adapter	20
992	1 1/2" Wood Adapter	10
993	3/4" Step Adapter	15
994	1 1/2" Step Adapter	15
995	3/4" Step 3 Way	15
996	1 1/2" Step 3 Way	15
997	350 Step Adapter	15
998	350 Step 3 Way	15



Crown Moldings

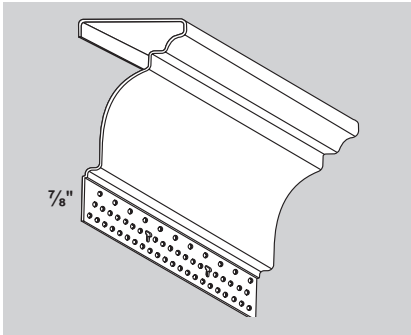
- Combine with Decorative L Beads & layers of drywall, for endless design possibilities
- Seamless beauty, no nail holes
- Designed with built-in expansion



3 3/4" Crown Molding

- Our most popular crown molding features a large concave curve with a multi-faceted crown

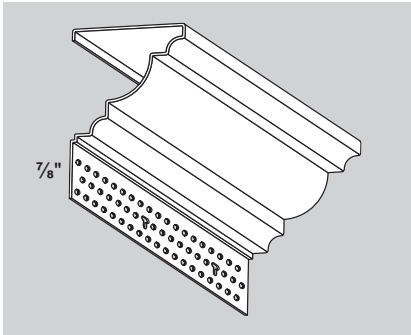
STOCK NO.	LENGTH	PCS. PER BOX
6310	10'	8



3 1/2" Crown Molding

- A classic crown molding with a convex shape creates elegant shadows & highlights

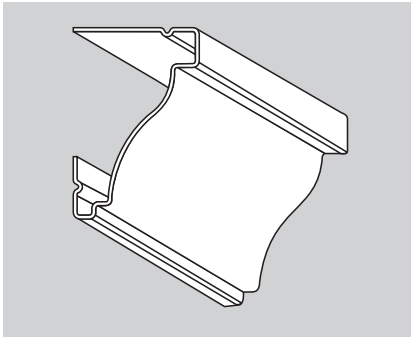
STOCK NO.	LENGTH	PCS. PER BOX
6210	10'	8



3 1/2" Glue On Crown Molding

- No mudding needed, installs with just adhesive caulk
- Includes 4 tubes of #700 Bondaflex caulk

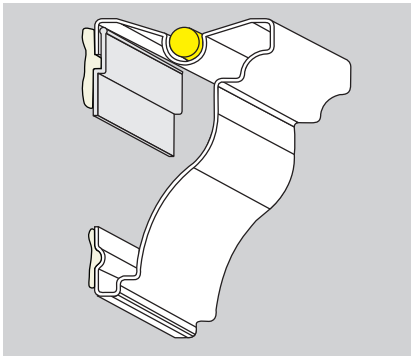
STOCK NO.	LENGTH	PCS. PER BOX
6410	10'	8



5" Glue On Crown Molding (with light channel)

- Works with standard 1/2" rope light or LED lighting strips
- Hanging clip system simplifies install
- Includes 4 tubes of #700 Bondaflex caulk
- Light not included

STOCK NO.	LENGTH	PCS. PER BOX
6450	10'	4



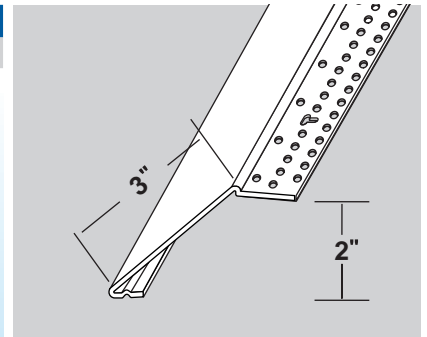
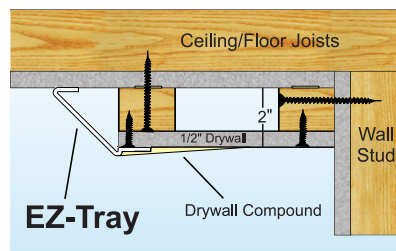
EZ-Trays



EZ-Tray

- Designed to add a tray ceiling look to any new construction or remodeling project
- Installs with 2 X 2 framing and 1/2" drywall to minimize ceiling height loss while enhancing the look of the room

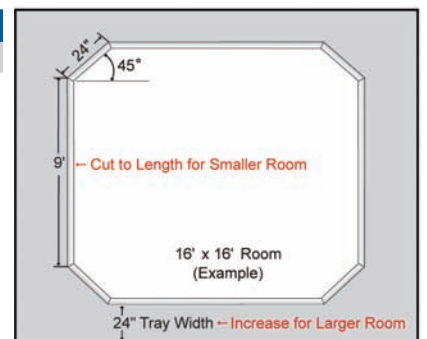
STOCK NO.	LENGTH	PCS. PER BOX
EZ-10	10'	10



EZ-Tray Kit

- Complete tray ceiling in a box.
- Installs a decorative tray ceiling in rooms up to 16' by 16'
- Pre-mitered pieces means no cutting
- Included: (Enough for 1 layer of tray)
 - (4) 9' pieces of standard EZ-Tray
 - (4) 24" pre-mitered corners
 - (2) Tubes of #700 Adhesive Caulk

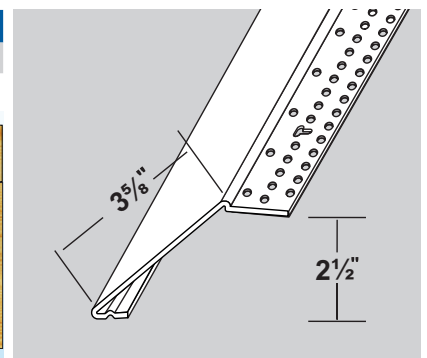
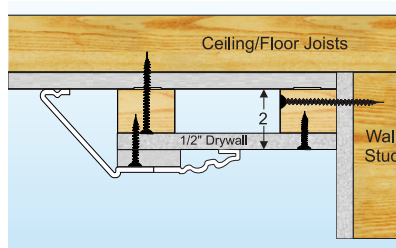
STOCK NO.	PCS. PER BOX
EZKIT	1 Kit




EZ-Tray 2.5

- 1/2" taller than our standard EZ Tray
- Installed with 2 X 2 framing and 2 layers of 1/2" drywall
- This taller product allows you to install a second narrower layer of drywall and finish the opposite edge with any of our decorative layering beads
- Ideal for creating coffered ceilings

STOCK NO.	LENGTH	PCS. PER BOX
EZ2.5-10	10'	10



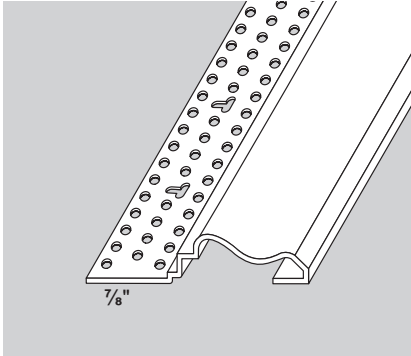
Decorative L Beads



Decorative Chair Rail Style 671

- Mounts flat onto the surface of the drywall. Adding an accent without the need for an additional layer of drywall
- Flexible enough to be installed on a curved wall
- Archway minimum 36" inside radius or 36" outside radius

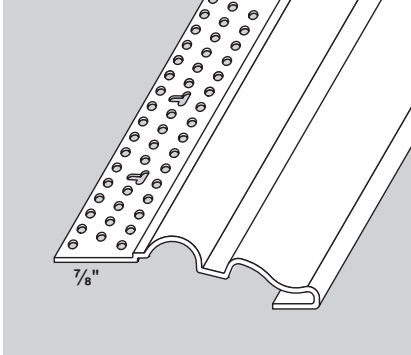
STOCK NO.	LENGTH	PCS. PER BOX
67110	10'	20



Decorative L Bead Style 681

- Perfect for creating wainscoting and decorative casing around windows and doors with a layer of drywall

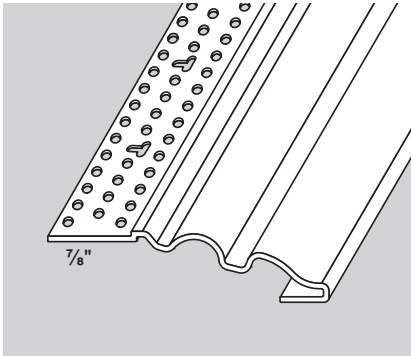
STOCK NO.	SIZE	LENGTH	PCS. PER BOX
68110	1/2"	10'	25
68120	5/8"	10'	25




Decorative L Bead Style 691

- Perfect for creating wainscoting and decorative casing around windows and doors with a layer of drywall

STOCK NO.	SIZE	LENGTH	PCS. PER BOX
69105	1/2"	10'	25
69110	5/8"	10'	25





Pro Tip: Profitable Upgrades

Don't just bid a job, sell a job. Add decorative beads to upgrade soffits. Layer drywall to build custom details that will add the look of a luxury upgrade at an affordable price.

Niche Bead Style 641

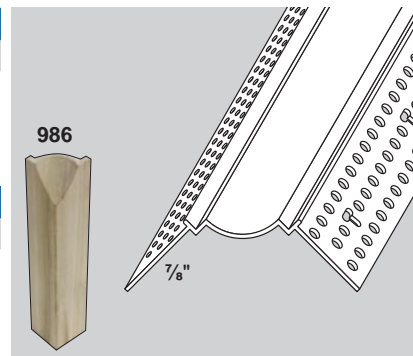
- Creates an attractive inside cove on any niche, skylight or decorative soffit

STOCK NO.	LENGTH	PCS. PER BOX
64110	10'	15

Niche Adapter

- The Niche Adapter is designed to create a transition to a standard 90° outside corner to allow you to use standard outside miters on baseboards and crown moldings

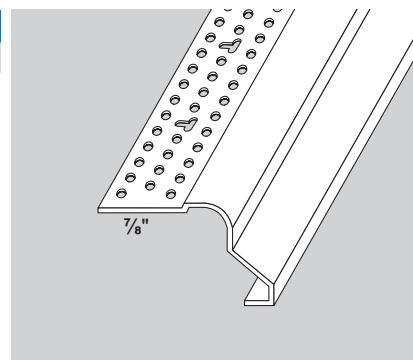
STOCK NO.	STYLE	PCS. PER BOX
986	Niche	10



Double 1/2" Decorative L Bead Style 651

- Designed to finish two layers of 1/2" drywall stacked together

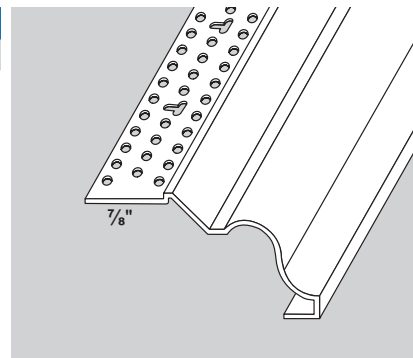
STOCK NO.	LENGTH	PCS. PER BOX
65110	10'	25



Double 5/8" Decorative L Bead Style 661

- Designed to finish two layers of 5/8" drywall stacked together


STOCK NO.	LENGTH	PCS. PER BOX
66110	10'	25



36 Backing Products




Save time and achieve perfectly flat walls and ceilings with Buttboard



Buttboard™ Drywall Backer

- Pulls back the edges of the cut end of the drywall creating a tapered edge that requires less joint compound to finish
- Available in 500pc skid quantities, custom skids available with minimum of 100 pcs

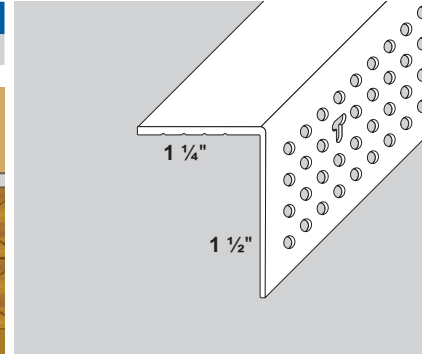
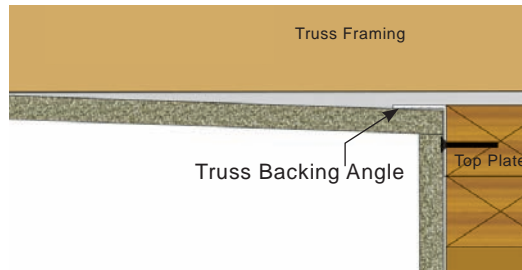
STOCK NO.	LENGTH	PCS. PER BOX
825	48"	12
826	54"	12
825S	48"	500
826S	54"	500



Truss Backing Angle

- Eliminates inside ceiling corner cracking due to truss uplift of interior partition walls
- Backing Angle may also be used where blocking is missing on inside corners
- Thick vinyl flange helps screws start easier

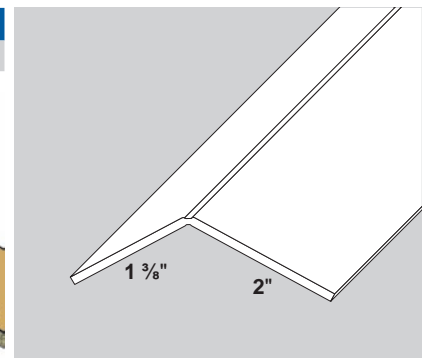
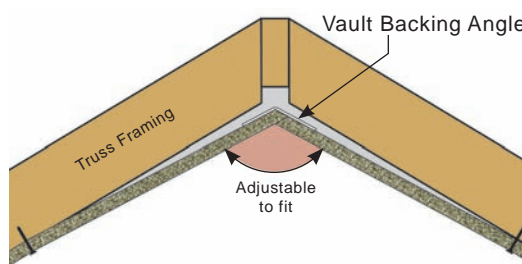
STOCK NO.	LENGTH	PCS. PER BOX
8050	10'	25



Vault Backing Angle

- Prevents cracks from forming along the peak of cathedral ceilings
- Creates perfectly straight peaks even with poorly aligned framing
- Thick vinyl flange helps screws start easier

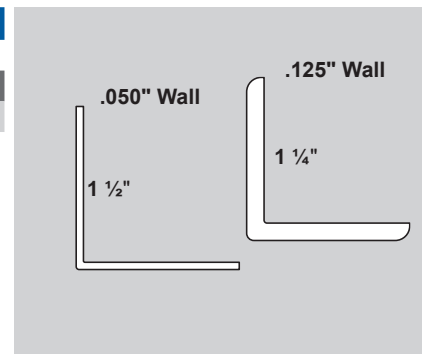
STOCK NO.	LENGTH	PCS. PER BOX
8060	10'	25



L Angle & Corner Guard

- Protects 90° pre-finished wall systems
- Available in white only

STOCK NO.	SIZE	LENGTH	PCS. PER BOX
8210	1 1/2"	10'	50
CORNER GUARD			
8310	1 1/4"	10'	30



Pro Series Auto Mixer

- Mix drywall compounds and exterior acrylic finishes hands free
- Includes a variable speed drill with triple gear reduction, a stainless steel bracket, mixing paddle, and a 5 gallon bucket

STOCK NO.	DESCRIPTION	PCS. PER BOX
750	US	1
751	Canada	1



Disposable Particulate Respirator

- Provides protection from dust and mist
- Features a foam nose pad and curved nose clip for improved fit with latex free head straps
- Use in oil free environments
- NIOSH Approved

STOCK NO.	PCS. PER BOX
014110391	20



Disposable Particulate Respirator w/ Exhalation Valve

- Provides protection from dust and mist
- Features a foam nose pad and curved nose clip for improved fit with latex free head straps
- Built-in exhalation valve allows for cooler and easier breathing
- Use in oil free environments
- NIOSH Approved

STOCK NO.	PCS. PER BOX
014110394	20




Gloves with Grip Dots

- Lightweight polyester 65% and cotton 35% knit
- A dotted coating improves grip and durability
- Reversible design allows gloves to be worn on either hand

STOCK NO.	SIZE	PCS. PER BAG
K311-12	XL	12






BLACK WIDOW™

PRO SERIES

#540 Pro Series Sander

- Made In The U.S.A.
- No-flip design
- 60% larger sanding surface = less operator fatigue
- Sand wide seams and into the corners with one tool
- Hook design molded into the tool
- All in one foam & grit quick change system means no separate costly foam pads to wear out


STOCK NO.	DESCRIPTION	PCS. PER BOX
540	Sander	4



#540P Pro Series Sander & Pole

- 540 Pro Series Sander
- Includes 48" aluminum pole (#373)

STOCK NO.	DESCRIPTION	PCS. PER BOX
540P	Sander & Pole	6



#540 Sanding Pads

- Designed for 540 Pro Series Sander
- 60% larger sanding surface
- All-in-one quick change foam & grit system
- Cloth backed abrasive lasts 3 times longer than paper backed abrasives

STOCK NO.	GRIT	PCS. PER BOX
550-100	100	16 (4 packs of 4)
550-120	120	16 (4 packs of 4)
550-150	150	16 (4 packs of 4)
550-180	180	16 (4 packs of 4)
550-220	220	16 (4 packs of 4)



Sanding Poles

- Sanding pole works with 540 Pro Series Sander
- Use pole adapter when using the 540 Pro Sander with painter's extension poles

STOCK NO.	DESCRIPTION	PCS. PER BOX
373	48" Pole	10
374	72" Pole	10
380	Pole Adapter	10




380

Dual Angle Dual Grit Sanding Block

- Features two tapered edges to simplify corner sanding and radius edges to prevent gouging and scuffing of compound
- 40% larger than standard blocks, measuring 5" x 3 1/4"

* Also available individually sleeved

STOCK NO.	GRIT	PCS. PER BOX
885	Medium/Fine	24
885-BULK	Medium/Fine	100
885-IND*	Medium/Fine	24
885F	Fine/Fine	24
885F-BULK	Fine/Fine	100




Single Angle Sanding Block

- Features a steep tapered edge, as well as the Trim-Tex exclusive radius corner to prevent scratching and gouging while the tapered edge prevents unintentional sanding of the opposite wall
- 40% larger than standard blocks

* Also available individually sleeved

STOCK NO.	GRIT	PCS. PER BOX
888F	Fine	24
888F-BULK	Fine	100
888F-IND*	Fine	24
888M	Medium	24
888M-BULK	Medium	100
888M-IND*	Medium	24



Standard Sanding Block

- Standard size sanding block measures 2 3/4" x 1" x 4"
- Features the Trim-Tex exclusive radius edge which prevents unwanted scuffing and gouging


STOCK NO.	GRIT	PCS. PER BOX
883F	Fine	24
883F-BULK	Fine	180
883M	Medium	24
883M-BULK	Medium	180



Sanding Sponges

- A 4" x 5" flexible pad that conforms to surfaces

STOCK NO.	GRIT	PCS. PER BOX
881	Fine	50 pc. Display Box
881-BULK	Fine	250 pc Bulk Box



Full Circle Sanding Tools

- The Radius 360° Sanding Tool and accessories are available through Trim-Tex
- Features a die-cast aluminum head and wide pivot brackets for superior control

STOCK NO.	STYLE	PCS. PER BOX
360	360 Sanding Tool	6
360-PWRPD	9" Power Pad	6
362	Std. Foam Repl. Pad	6
364	Thin Foam Repl. Pad	6

STOCK NO.	STYLE	PCS. PER BOX
365-60	Sanding Disc 60 Grit	100
365-80	Sanding Disc 80 Grit	100
365-100	Sanding Disc 100 Grit	100
365-120	Sanding Disc 120 Grit	100
365-150	Sanding Disc 150 Grit	100
365-180	Sanding Disc 180 Grit	100
365-220	Sanding Disc 220 Grit	100
365-240	Sanding Disc 240 Grit	100
365-280	Sanding Disc 280 Grit	100
365-300	Sanding Disc 300 Grit	100



847™ Spray Adhesive

- 847 Spray Adhesive is a high tack, pressure sensitive spray adhesive designed and tested by our engineers to be used with Trim-Tex vinyl beads
- Trim-Tex 847 is a must for installing expansion products such as Magic Corner, Hideaway Expansion and 093V Expansion
- Apply 847 to drywall and/or mud legs, then install bead immediately and pressure the mud legs onto the drywall

STOCK NO.	PCS. PER BOX
847	1 case = 12 cans



Tex11™ Texture Prep

- Spray a light coat over the bead to significantly increase the bonding power of any texture product.
- Excellent general purpose job-site adhesive similar to 3M77™

STOCK NO.	PCS. PER BOX
811	1 case = 6 cans



848 Citrus Cleaner

- 848 Citrus Cleaner is designed to remove adhesive over-spray from Trim-Tex vinyl beads and other building materials

STOCK NO.	PCS. PER BOX
848	1 case = 6 cans



Mud-Max™

- Improve the strength and adhesive performance of all drywall compounds, textures and plaster products
- Contains over 60% adhesive polymer by weight
- Perfect when bonding paper, metal or vinyl beads to drywall and applying plaster products onto metal or vinyl beads
- One Gallon of Mud-Max will treat up to 16 boxes of compound while improving the workability and smoothness
- Mud Max can NOT be frozen

STOCK NO.	PCS. PER BOX
850	1 case = 4 Gallons



Bondaflex #700 Adhesive Caulk

- Use #700 to install Trim-Tex Crown Moldings, Chair Rails, other Decorative L Beads, and Bumper Bead. See product installation instructions for more details
- Acrylic paintable caulk that accepts interior latex based paints
- For interior use only

STOCK NO.	PCS. PER BOX
700	1 case = 24 Tubes



Super Sure Shot® Staple Gun

- The Super Sure Shot hand staple gun is a heavy duty industrial quality staple gun with fully adjustable power settings, and a unique jam clear mechanism
- Designed to be used with ½" divergent staples.

STOCK NO.	PCS. PER BOX
866-IND	1



Pneumatic Staple Gun

- Install beads at 10 times the speed
- Designed to be used with ½" divergent staples

STOCK NO.	PCS. PER BOX
867	1



½" Divergent Staples

- ½" divergent staples are designed to splay outward as they enter the drywall increasing holding power
- Packaged 5000 pcs. per pack in case quantities as shown


STOCK NO.	PCS. PER BOX
860M	1 pack = 5000 Staples
861	1 Case = 20 packs



¾" R. Bullnose Cleaning Tool

- The Bullnose Cleaning Tool is designed to clean compound from the Trim-Tex ¾" R. Bullnose Outside Corner & Splayed to minimize sanding
- Made of polypropylene

STOCK NO.	SIZE	PSC. PER BOX
0929	¾"	10



Archway Bullnose Finishing Tool

- Use this tool with each coat of mud to wipe the radius of ¾" & 1 ½" R. Bullnose Archway Corners and clean off the excess compound while helping to fill the slots with mud

STOCK NO.	SIZE	PCS. PER BOX
0928M	¾"	5
0928	¾"	12
0927	1 ½"	5



42 Tools

Bi-Metal BLUE BLADE™ Utility Blades

- Unbreakable spring steel body delivers superior flexibility
- LASTS 3X LONGER: High speed steel cutting edge stays sharp longer than traditional carbon utility blades
- Fits most utility knives

STOCK NO.	QTY (PCS)	PCS. PER BOX
2084100	5-Pack	5 pks of 5
2084300	50-Pack	5 pks of 50
2084400	100-Pack	5 pks of 100



ProTouch™ Knife

- ProTouch™ ergonomic grip & cutting angle for reduced fatigue
- Features inside storage for up to 5 blades
- Includes 3 IRWIN BLUE BLADE™ Bi-Metal Blades

STOCK NO.	DESCRIPTION	PCS. PER BOX
2081200	Fixed	5
2082200	Retractable	5



Irwin Folding Knife

- Compatible with Blue Blades
- Wide thumb ledge
- Locking release
- Wire stripper notch
- Quick change button

STOCK NO.	DESCRIPTION	PCS. PER BOX
2089100	Folding	10



Irwin Aviation Snips

- Cold-formed blades are 44% stronger, and requires 25% less cutting force
- 12 gauge alloy steel spines provide increased rigidity and less flexing
- Great for cutting drywall beads, serrated blade grips material for a smoother cut with no double-marked edges

STOCK NO.	DESCRIPTION	PCS. PER BOX
2073113	Snips	5



ProTouch™ Drywall/Jab Saw

- Ergonomic ProTouch™ handle grip
- Thick-Body™ (1.5mm) blade
- Aggressive Tri-Ground™ teeth

STOCK NO.	DESCRIPTION	PCS. PER BOX
2014100	Drywall Jab Saw	4



25' Trim-Tex Tape Measure

- Positive Action Toggle Lock - for fast and easy blade locking
- 25' Tape Measure with inches, feet and fraction markers

STOCK NO.	DESCRIPTION	PCS. PER BOX
212	25' x 1"	6





Dedicated

Professionalism

Team TRIM-TEX

Our team members stand ready to service your needs. We engineer, manufacture, and ship to you the highest quality products for drywall finishing. Make us part of your team.

Proud U.S. Manufacturer

Consistent

High Quality Products

100% In Stock for over 45 Years

How many companies can live up to that guarantee? For over 45 years we have achieved our commitment of having every item in our catalog in stock and ready to ship.



Excellent

Customer Service

Same Day Shipping

Our award winning, friendly, and knowledgeable customer service staff will make sure your order is handled quickly, from the moment you place your order to when it arrives at your door.

2014 IMSA Continental Tire CHAMPIONS



Trim-Tex valuing what it takes to build a championship team, partnered up with Fall-Line Motorsports and brought home the 2014 IMSA Continental Tire Championship with drivers Trent Hindman and John Edwards behind the wheel. Congratulations team, you've shown what it takes to be champions! - Photo courtesy of Wes Duenkel Motorsport Photography

Josh Schatz - Minot, ND



Drywall Artist of the Year
**DRYWALL
ART.com**
Trim-Tex
Winner




Drywall Artist of the Year, Josh Schatz of Magic City Drywall in Minot, ND says, "I will never forget when Noe (Training Instructor) introduced me to the Archway L Bead. We made a swooping curve with it in the training class, and from that point on I knew Drywall Art was the direction I wanted to go." Josh now utilizes 3D programs to bring his ideas to life for his clients.



California Distribution Facility

**1487 N. Main St.
Orange, CA 92867**

**Open Monday - Friday
6:00am - 4:00pm PST**



**100% In Stock on all
Trim-Tex products**

**Will Call counter for
same day pick up**

Design & Training Center

Faster shipping west of the Rockies

Convenient access from I-5

TRADEMARKS

Trim-Tex, Drywall Art, Pullaway, Tear Away, EZ Tray, MudSet Beads, Step a Bull, Auto Mixer, Chamfer Bead, Chamfer Stop, Chamfer 3 Way, Chamfer Marker, 350 Chamfer Bead, 350 Chamfer Arch, Magic Corner, Hideaway, 093V, Fast Cap, Mud On, Flex Grid Angle, 350 Bull, 350 Bull Arch, Miter Marker, Mud Max, Black Widow, Arch Plus, 847, TEX11 and 848 are trademarks of Trim-Tex, Inc. Backerboard and Buttboard are trademarks of BBI Inc. Irwin is a trademark of Irwin Industrial Tools. North is a trademark of Honeywell. Liquid Nails is a trademark of The Glidden Company. Super Sure Shot and Duo-Fast are trademarks of Duo-Fast. 3M77 is a trademark of 3M.

CUSTOM EXTRUSIONS

FREE TOOLING! Trim-Tex has eliminated tooling fees for custom shapes and sizes. Call for details and a personalized quote.

WARRANTY

Trim-Tex, Inc. warrants that the products manufactured by Trim-Tex to be free from manufacturing defects when installed in accordance with the guidelines and instructions, where indicated, and in accordance to the customary and ordinary standards of the industry. Trim-Tex, Inc.'s sole responsibility shall be for the replacement of product only, when it has been determined by Trim-Tex, Inc. that the product was defective as a result of manufacturing and not as a result of improper installation or handling. Trim-Tex assumes no liability or responsibility for any direct, indirect or consequential damages that may arise from the use of any product manufactured by Trim-Tex. Trim-Tex assumes no responsibility for any defective product not manufactured by Trim-Tex in which a product of Trim-Tex is attached to or made a part of said product. Neither Trim-Tex, its officers, agents or employees have the authority to make any other warranty either orally or in writing.

AWARDS AND MEMBERSHIPS


Trim-Tex is a preferred vendor of L&W, The Drake Group, Amarok, Phoenix Cooperative Inc. and Allied. Trim-Tex is the proud recipient of the 2012 Drake Group Vendor of the Year Award. Trim-Tex is the proud recipient of Vendor of the Year for 2002 and 2006 from Amarok. Trim-Tex is also the proud recipient of the 2004 Outstanding Corporate Citizen Award from the Lincolnwood Chamber of Commerce and 1998 Award for Outstanding Ethical Behavior in Business Practices sponsored by the American Society of CLU & ChFC and The University of Illinois at Chicago School of Business Administration. Trim-Tex is also a recipient of the 1999 Manufacturing Counts award sponsored by Crain's Chicago Business and the Illinois Institute of Technology. Trim-Tex is also a proud member of the following organizations: AIA The American Institute of Architects California Council, AWCI Assoc. of the Wall & Ceiling Industries, CAWCC Chicagoland Assoc. of Wall & Ceiling Contractors, CISCA Ceiling & Interior Systems Construction Assoc., CSI Construction Specifications Institute, DISCA Drywall & Interior Systems Contractors Assoc., FWCI Foundation of the Wall & Ceiling Industry, GDCNI Gypsum Drywall Contractors of Northern Illinois, Home Builders Association of Chicago, IMA Illinois Manufacturers Assoc., NAHB National Assoc. of Home Builders, NAM National Assoc. of Manufacturers, NIHBA Northern Illinois Home Builders Association, and the Northwest Wall & Ceiling Bureau.



Bumper Bead System

Flush Corner Guards for All Interior Finishes

NEW



The **Bumper Bead System** from Trim-Tex is an innovative new flush fitting Bumper Corner Bead & Bumper Guard solution that provides high impact corner protection from floor to ceiling.

Distributed by:

Get the Latest News

