

LIGHTWEIGHT STEEL FRAMING

wall stud &
floor joist
load tables

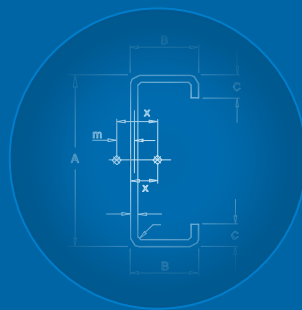



TABLE OF CONTENTS

Commentary

Preface	2
Introduction.....	3
Section Geometries	3
Stud and Joist Section Properties Tables.....	3
Track and Bridging Channel Section Properties Tables	4
Wind Bearing Stud Allowable Height Tables.....	4
Floor Joist Load Tables	5
Combined Axial and Lateral Loadbearing Stud Tables.....	6
Symbols.....	8
Product Identification	10
Design Examples.....	10

Section Properties Tables

Stud Section Properties	15
Joist Section Properties	17
Track Section Properties	21
Bridging Channel Section Properties.....	24

Wind Bearing Stud Allowable Height Tables

Combined Axial and Lateral Loadbearing Stud Tables (Sheathed).....

Combined Axial and Lateral Loadbearing Stud Tables (Unsheathed).....

Floor Joist Load Tables

LIGHTWEIGHT STEEL FRAMING WALL STUD & FLOOR JOIST LOAD TABLES

CSSBI 58-2011

Prepared for:

Canadian Sheet Steel Building Institute

Prepared by:

T.W.J Trestain Structural Engineering



ISBN 1-895535-75-1

The material presented in this publication has been prepared for the general information of the reader. While the material is believed to be technically correct and in accordance with recognized good practice at the time of publication, it should not be used without first securing competent advice with respect to its suitability for any specific application. Neither the *Canadian Sheet Steel Building Institute* nor its Members warrant or assume liability for the suitability of the material for any general or particular use.

PREFACE

This document provides load tables for lightweight steel framing studs and joists supplemented by section property data for the component parts.

There are significant changes from the 2004 edition of these tables (*Lightweight Steel Framing – wall stud and floor joist load tables – CSSBI 58-2004*).

- S136-07 (North American Specification for the Design of Cold-Formed Steel Structural Members) with S136S2-10 (Supplement 2) and the 2010 National Building Code of Canada are followed.
- Distortional buckling has been introduced in S136-07 as a new limit state. To assist users with this new criterion, section property data is expanded to include the basic parameters necessary for calculating distortional buckling of studs and joists. Also, a new parameter, $k_{\phi\min}$, is introduced which represents the threshold sheathing stiffness necessary to raise the distortional buckling moment or axial load to its yield value. This should make it easier for users to choose an appropriate sheathing to reduce the effect of distortional buckling where it governs.
- S136-07 has introduced a new interaction requirement – combined torsion and bending. This effect is captured as a reduction factor on fully restrained moment. Only the unsheathed axial loadbearing studs are affected by this interaction and then only when axial load stresses are small relative to wind load stresses.
- The lip lengths for joists with 2.5” and 3” flange widths have been reduced from 0.75” to 0.625”. These lip lengths have been adjusted for conformance with the North American Standard for Cold-Formed Steel Framing – Product Data, 2007 Edition, AISI S210-07.
- The load and importance factors are revised in accordance with the requirements of the 2010 National Building Code of Canada.

COMMENTARY

1. INTRODUCTION

The technical data in this publication is intended as an aid to the design professional and should not be used to replace the judgment of a qualified Engineer or Architect.

2. SECTION GEOMETRIES

2.1 Section geometries are identified by the product designation method described in Commentary 9.

2.2 Stud and joist lip lengths are as follows:

Section	Flange Width (in.)	Lip Length (in.)
S125	1.250	0.1875
S162	1.625	0.5000
S200	2.000	0.6250
S250	2.500	0.6250
S300	3.000	0.6250

2.3 Stud, joist, track and bridging channel inside bend radii are as follows:

Design Thickness (in.)	Inside Bend Radius (in.)
0.0346	0.0764
0.0451	0.0712
0.0566	0.0849
0.0713	0.1069
0.1017	0.1525

3. STUD AND JOIST SECTION PROPERTIES TABLES

- 3.1 Structural properties are computed in accordance with CSA Standard S136-07, North American Specification for the Design of Cold-Formed Steel Structural Members with S136S2-10 (Supplement 2).
- 3.2 Steel shall meet the requirements of S136-07 and S136S2-10 (Supplement 2) with a minimum yield strength of 33 ksi for design thickness less than or equal to 0.0451" and 50 ksi for design thickness greater than or equal to 0.0566".
- 3.3 Section properties are computed on the basis of the design thicknesses shown in the tables. Design thicknesses are exclusive of coating.
- 3.4 Perforations are assumed to be located at mid-depth and spaced at a minimum of 24" o.c. The distance from the centerline of the last perforation to the end of a wall stud or joist is assumed to be 12" minimum.
- 3.5 The increase in yield strength from the cold work of forming is conservatively neglected.
- 3.6 The maximum unbraced length, L_u , which precludes lateral buckling in beams is calculated from the formulae in the Commentary on North American Specification for the Design of Cold-Formed Steel Structural Members, 2007 Edition, AISI S100-2007-C, published by the American Iron and Steel Institute (*Formulae C-C3.1.2.1-11, C-C3.1.2.1-12 & C-C3.1.2.1-14*). K_y , K_t and C_b are set equal to one.
- 3.7 Factored resistances include the following resistance factors:

Moment $\phi_b = 0.90$ for local buckling and global buckling

Shear	$\phi_b = 0.85$ for distortional buckling
Web Crippling	$\phi_v = 0.80$
	$\phi_w = 0.75$ (See Item 3.9)

3.8 The deflection inertia, I_x , includes the effects of local buckling at the stress level resulting from specified live loads (approximately by $0.6 \times F_y$). This inertia is only appropriate for checking serviceability limit states.

3.9 Web Crippling

3.9.1 Studs

For the web crippling capacity of steel stud flexural members with stud to track connections susceptible to web crippling, S136-07 refers to the *North American Standard for Cold-Formed Steel Framing – Wall Stud Design, AISI S211-07*.

The wall stud web crippling calculations assume the following:

- Track thickness equal to or greater than the stud thickness
- Both flanges of the stud attached to the track
- Studs not adjacent to wall openings or discontinuities in the track
- Minimum bearing length = 1"
- The distance from the centerline of the last perforation to the end of the stud = 12" minimum (*for $R_c = 1$ from S136-07, C3.4.2*)

3.9.2 Joists

Web crippling capacities are based on the provisions of S136-07 with the end one-flange loading fastened to support condition. A 3.50" minimum bearing length is assumed. The distance from the centerline of the last perforation to the end of the joist = 12" minimum (*for $R_c = 1$ from S136-07 C3.4.2*)

3.10 Distortional Buckling

3.10.1 Distortional buckling properties and factored resistances are based on the unperforated section.

3.10.2 Neither S136-07, Sections A – G, nor do these tables include provisions for the weak axis distortional buckling of studs or joists (*lips in compression*). Where weak axis distortional buckling is a concern, additional calculation is required.

3.10.3 A new property $k_{\phi min}$ is provided which represents the threshold sheathing stiffness, k_{ϕ} , necessary to raise the distortional buckling moment or axial nominal resistance to its yield value.

4. TRACK AND BRIDGING CHANNEL SECTION PROPERTIES TABLES

- 4.1 The previous Commentary Items 3.1 – 3.3, 3.6 and 3.8 apply except that for bridging channels minimum yield strengths of 33 ksi and 50 ksi are provided for each thickness.
- 4.2 The actual inside to inside track depth is the nominal track depth given in the tables plus one inside bend radius. For bridging channels the actual outside to outside depth is the depth given in the tables.
- 4.3 The factored moment resistance, M_{rx} , is derived using effective section properties with the cold work of forming conservatively neglected. Factored shear and moment resistance, V_r and M_{rx} , include a 0.8 and 0.9 resistance factor respectively.

5. WIND BEARING STUD ALLOWABLE HEIGHT TABLES

- 5.1 The allowable heights are computed in accordance with the requirements of the National Building Code of Canada 2010 and S136-07, North American Specification for the Design of Cold-Formed Steel Structural Members with S136S2-10 (Supplement 2).
- 5.2 Stud material, geometry and properties conform to the Stud Section Property Tables and Commentary Item 3.

- 5.3 Strength allowable heights are limited by end shear or midspan moment at the factored load level shown. The factored shear resistance is based on the perforated section. Factored moment resistance is the lesser of the fully restrained resisting moment for local buckling (*based on the perforated section with a resistance factor of 0.9*) and the resistance moment for distortional buckling (*based on the unperforated section with a resistance factor of 0.85*). Since the sheathing is not relied on to reduce the effect of distortional buckling, k_{ϕ} is set to zero in the distortional buckling calculations.
- 5.4 Sheathing providing full lateral support on both sides of the studs is assumed. The sheathings are to have adequate durability, strength and rigidity to prevent the studs from buckling laterally and to resist the torsional component of loads not applied through the shear centre. In addition to the sheathing requirements outlined above, provide bridging at 5'-0" o.c. or less in order to align members and to provide the necessary structural integrity during construction and in the completed structure. Design the bridging to prevent stud rotation and translation about the minor axis. Provide periodic anchorage and/or blocking-in for the bridging as required structurally.
- 5.5 Wind loads are assumed to be uniformly distributed. Seismic loads are not considered.
- 5.6 The deflection allowable height ($L/360$) is calculated for the specified wind loads shown without imposing any strength limit states. In no case shall the deflection allowable height exceed the strength allowable height.

Allowable heights for deflection limits not shown can be calculated by multiplying the $L/360$ allowable heights by the following factors:

Required Deflection Limit	Factor
$L/1000$	0.711
$L/720$	0.794
$L/600$	0.843
$L/360$	1.000
$L/240$	1.145
$L/180$	1.260

- 5.7 Web crippling allowable heights are limited by stud web crippling in the top or bottom track at factored loads.
- 5.8 Design end connections for the applied wind shear. Asterisks indicate heights where the factored end reaction exceeds the factored web crippling resistance, P_r . Reduce the allowable height to the value provided for web crippling or design end connections that are not susceptible to web crippling.
- 5.9 Refer to the Design Example for Wind Bearing Stud (*Commentary Item 10*).

6. FLOOR JOIST LOAD TABLES

- 6.1 The load tables are computed in accordance with the requirements of the National Building Code of Canada 2010 and S136-07, North American Specification for the Design of Cold-Formed Steel Structural Members with S136S2-10 (Supplement 2).
- 6.2 Joist material, geometry and properties conform to the Joist Section Property Tables and Commentary Item 3.
- 6.3 Strength loads are limited by end shear or midspan moment at the factored load shown. Strength loads are to be checked against the sum of the factored live and dead loads. The live load factor is 1.5 and the dead load factor is 1.25. Deflection loads are to be checked against specified (unfactored) design live loads.
- The factored shear resistance is based on the perforated section.
 - For the $k_{\phi} = 0$ joist tables, the sheathing is not relied on to reduce the effect of distortional buckling. The factored moment resistance is the lesser of the fully restrained resisting moment for local buckling (*based on the perforated section with a resistance factor 0.9*) and the resisting moment for distortional buckling assuming $k_{\phi} = 0$ (*based on the unperforated section with a resistance factor of 0.85*).
 - For the $k_{\phi} \geq k_{\phi, \min}$ joist tables, the sheathing is relied on to control distortional buckling. The factored moment resistance is the lesser of the fully restrained resisting moment for local buckling (*based on the perforated section with a resistance factor of 0.9*) and the resisting moment for yield (*based on the unperforated section with a resistance factor of 0.85*).

- The parameter $k_{\phi\min}$ is the threshold sheathing stiffness necessary to raise the distortional buckling moment to its yield value. Additional calculation is required to determine whether or not a particular sheathing provides adequate restraint. For many sheathing and joist combinations, it is difficult to achieve $k_{\phi} \geq k_{\phi\min}$ and partial restraint only is available meaning $0 \leq k_{\phi} \leq k_{\phi\min}$. For this case, the distortional buckling resisting moment can be calculated to determine if it governs or, conservatively the $k_{\phi} = 0$ tables can be used.

- 6.4 No vibration limit state is imposed. Additional calculation is required.
- 6.5 Concentrated loading is not considered in the load tables. Additional calculation is required.
- 6.6 Joists are analyzed as single span members with adequate web stiffeners provided at the location of reactions or concentrated loads. Spans are not limited by web crippling. Design web stiffeners to accommodate concentrated loads or reactions. Refer to S136-07.
- 6.7 Joists are assumed to be fully restrained with respect to lateral instability and with respect to torsionally eccentric loads not applied through the shear centre. Loads are assumed to be uniformly distributed.
- 6.8 Allowable specified loads for other deflection limits can be calculated by multiplying the L/360 specified loads by the following factors:

Required Deflection Limit	Factor
L/480	0.750
L/360	1.000
L/300	1.200
L/240	1.500
L/180	2.000

- 6.9 Provide floor sheathing supplemented by bridging as required by S136-07. (S136-07 references the North American Standard for Cold-Formed Steel Framing – Floor and Roof System Design, AISI S210-07, where detailed requirements are provided.)
- 6.10 Refer to the Design Example for Floor Joist (Commentary Item 11).

7. COMBINED AXIAL AND LATERAL LOADBEARING STUD TABLES

7.1 SHEATHED AND UNSHEATHED

- 7.1.1 The factored loads are computed in accordance with the requirements of the National Building Code of Canada 2010 and S136-07, North American Specification for the Design of Cold-Formed Steel Structural Members with S136S2-10 (Supplement 2).
- 7.1.2 Stud material, geometry and properties conform to the Stud Section Properties Table and Commentary Item 3.
- 7.1.3 Wind loads shown are factored and uniformly distributed over the surface of the wall. Axial loads are factored and are per stud.
- 7.1.4 Loads without asterisks do not exceed L/360 deflection under wind alone. Loads with asterisks do not exceed L/180 deflection under wind alone. The wind loads used to calculate these deflection limits are specified wind loads given by the factored wind load shown divided by 1.4 and multiplied by 0.75 (1.4 is the load factor and 0.75 the SLS importance factor). The magnification of deflection by axial load is neglected.
- Other deflections limits can be checked using the Wind Bearing Stud Allowable Height Tables.
- 7.1.5 Seismic loads are not considered.
- 7.1.6 Web crippling is not checked. Design the stud end connections to transmit the applied wind shear and axial load. Refer to the Wind Bearing Stud Tables for limited stud heights to determine where web

crippling applies. Where web crippling is critical, bearing stiffeners at the top and bottom track may be required. Refer to S136-07.

7.1.7 Where dead, live, snow and wind loads are combined, the appropriate load combination factors must be applied before using the tables.

7.1.8 Refer to the Design Example for Combined Wind and Axial Load Bearing Stud (*Commentary Item 12*).

7.2 SHEATHED TABLES

7.2.1 The factored axial loads are limited by the interaction of axial load and major axis bending due to wind. End shear due to wind alone is also checked.

- The factored shear resistance is based on the perforated section.
- The factored moment resistance used in the interaction equation is the lesser of the fully restrained resisting moment for local buckling (*based on the perforated section with a resistance factor of 0.9*) and the resisting moment for distortional buckling (*based on the unperforated section with a resistance factor of 0.85*). Since the sheathing is not relied on to reduce the effect of distortional buckling, k_ϕ is set to zero in the distortional buckling flexural calculations.
- The factored axial resistance used in the interaction equation is the lesser of the global/local buckling value (*based on the perforated section with a resistance factor of 0.80*) and the distortional buckling value (*based on the unperforated section with a resistance factor of 0.80*). Since the sheathing is not relied on to reduce the effect of distortional buckling, k_ϕ is set to zero in the distortional buckling axial calculations. Global axial buckling is based on major axis flexural buckling over the height of the stud.

7.2.2 Ideal sheathing providing full lateral support on both sides of the studs is assumed. The sheathing and its fasteners are assumed to have adequate durability, strength and rigidity to prevent the studs from buckling laterally and to resist the torsional component of loads not applied through the shear centre. (*Many wallboard and sheathing materials are less than ideal and provide partial support only. S136-07, Section D4, references the North American Standard for Cold-Formed Steel Framing Wall Stud Design, AISI S211-07 for a less than ideal sheathed design methodology. Alternatively, sheathing braced design in accordance with an appropriate theory, tests, or rational engineering analysis is permitted.*)

7.2.3 Axial loads are assumed to be concentrically applied to studs with respect to the X and Y axes. (*Some end connection details can introduce significant eccentricities which will reduce the stud capacities given in the tables.*)

7.2.4 Provide bridging at 4'-0" o.c. or less in order to align members and to provide the necessary structural integrity during construction and in the completed structure. Design the bridging to prevent stud rotation and translation about the minor axis. Provide periodic anchorage for the bridging as required structurally.

7.2.5 Effective lengths are calculated as follows (*only major axis buckling is considered*):

- $K_x = 1$
- $L_x =$ the overall length of the stud

7.2.6 Studs are treated as compressive members in frames that are braced against joint translation. Provide the necessary bracing to adequately control the sidesway of the overall structure either due to wind, seismic loads or $P-\Delta$ effects.

7.3 UNSHEATHED TABLES

7.3.1 The factored axial loads are limited by the interaction of axial load and major axis bending due to wind. End shear due to wind alone is also checked.

- The factored shear resistance is based on the perforated section.
- The factored moment resistance used in the interaction equation is the lesser of the resisting moment for lateral torsional/local buckling (*based on the perforated section with a resistance factor of 0.9*) and the resisting moment for distortional buckling (*based on the unperforated section with a resistance factor of 0.85*). Since the sheathing is not relied on to reduce the effect of distortional buckling, k_ϕ is set to zero in the distortional buckling flexural calculations.
- The factored axial resistance used in the interaction equation is the lesser of the global/local buckling value (*based on the perforated section with a resistance factor of 0.80*) and the distortional

buckling value (*based on the unperforated section with a resistance factor of 0.80*). Since the sheathing is not relied on to reduce the effect of distortional buckling, k_ϕ is set to zero in the distortional buckling axial calculations. Global buckling is based on the lesser of major axis flexural buckling over the height of the stud, minor axis flexural buckling between lines of bridging and torsional-flexural buckling between lines of bridging.

7.3.2 The combined bending and warping torsion limit state (*S136-07 Section C3.6*) is checked under wind alone. The worst case with a line of bridging at midheight is considered. The torsional eccentricity due to wind is taken as the distance from the shear centre to the centerline of the web. *The provisions of S136-07 Section C3.6 are modified for the purposes of these tables. Full unreduced section properties are conservatively used to calculate bending stresses and then when combined bending and torsion at the tip of the lip governs a correction is applied to the S136-07 provisions for the reduction factor, R.*

7.3.3 Sheathing is not relied on to restrain the studs. Periodic lateral and torsional support is assumed to be provided by bridging spaced at a maximum of 48" o.c. The bridging need not be spaced equally over the height of the stud provided that the 48" spacing limit between lines of bridging and between the last line of bridging and the end of the stud is adhered to. The ends of the studs are also assumed to be laterally and torsionally restrained.

Design bridging for the accumulated torsion between bridging lines (*S136-07 Section D3.2.1*) in combination with the discrete bracing requirements (*S136-07 Section D3.3*). Provide periodic anchorage for the bridging as required structurally.

7.3.4 Axial loads are assumed to be concentrically applied to studs with respect to the X and Y axes. (*Some end connection details can introduce significant eccentricities which will reduce the stud capacities give in the tables.*)

7.3.5 Effective lengths are calculated as follows (*major axis, minor axis and torsional-flexural buckling is considered*):

- K_x, K_y and $K_t = 1$
- L_x = the overall length of the stud
- L_y, L_t = maximum distance between lines of bridging

7.3.6 Studs are treated as compressive members in frames that are braced against joint translation. Provide the necessary bracing to adequately control the sidesway of the overall structure either due to wind, seismic loads or $P-\Delta$ effects.

8. SYMBOLS

A	=	out to out depth of stud (in. or mm)
	=	out to out depth of bridging channel (in. or mm)
	=	nominal depth of track (in. or mm)
Area	=	fully effective (unreduced for local buckling) area (in. ² or mm ²)
B	=	out to out width of flange (in. or mm)
C	=	out to out depth of lip stiffener (in. or mm)
C_w	=	warping torsional constant (in. ⁶ or mm ⁶)
F _d	=	elastic distortional buckling stress (ksi or MPa)
F _y	=	minimum yield strength (ksi or MPa)
I_x	=	fully effective (unreduced for local buckling) moment of inertia about the major axis (in. ⁴ or mm ⁴)
I_x (defl.)	=	effective moment of inertia about the major axis for checking deflections with specified (unfactored) loads (in. ⁴ or mm ⁴)
I_y	=	fully effective (unreduced for local buckling) moment of inertia about the minor axis (in. ⁴ or mm ⁴)

J	=	St. Venant torsional constant (in. ⁴ or mm ⁴)
j	=	torsional-flexural buckling parameter for singly symmetric beam-columns (in. or mm)
k_{ϕ}	=	rotational stiffness provided by a restraining element (kips or kN)
$k_{\phi fe}$	=	elastic rotation stiffness provided by the flange to the flange/web juncture (kips or kN)
$\tilde{k}_{\phi fg}$	=	geometric rotational stiffness demanded by the flange from the flange/web juncture (in. ² or mm ²)
$k_{\phi min}$	=	threshold sheathing stiffness necessary to raise the distortional buckling moment or axial load to its yield value (kips or kN)
$k_{\phi we}$	=	elastic rotational stiffness provided by the web to the flange/web juncture (kips or kN)
$\tilde{k}_{\phi wg}$	=	geometric rotational stiffness demanded by the web from the flange/web juncture (in. ² or mm ²)
L_{cr}	=	distortional buckling critical unbraced length (in. or mm)
m	=	distance from centreline of web to the shear centre (in. or mm)
M_{rx}	=	fully braced factored moment resistance about the major axis with a resistance factor of 0.9 (in.kips or kN.m)
M_{rx_DB}	=	distortional buckling factored moment resistance about the major axis with a resistance factor of 0.85 (in.kips or kN.m)
M_{rx_Fy}	=	factored moment resistance at yield used in distortional buckling calculations and taken about the major axis with a resistance factor of 0.85 (in.kips or kN.m)
M_{rx_LB}	=	fully braced local buckling moment resistance about the major axis with a resistance factor of 0.9 (in.kips or kN.m)
M_{ry_LB}	=	fully braced local buckling factored moment resistance about the minor axis with the web in compression or with the lips in compression with a resistance factor of 0.9 (in.kips or kN.m)
L_u	=	maximum unbraced length of flexural members which precludes lateral buckling (in. or mm)
P_r	=	factored web crippling resistance with a resistance factor of 0.75 (kips or kN)
P_{r_DB}	=	distortional buckling factored axial resistance with a resistance factor of 0.80 (kips or kN)
P_{r_Fy}	=	factored axial resistance at yield used in distortional buckling calculations with a resistance factor of 0.80 (kips or kN)
r_x	=	fully effective (unreduced for local buckling) radius of gyration about the major axis (in. or mm)
r_y	=	fully effective (unreduced for local buckling) radius of gyration about the minor axis (in. or mm)
S_f	=	fully effective (unreduced for local buckling) section modulus (in. ³)
t	=	design steel thickness exclusive of coating (in. or mm)
V_r	=	factored shear resistance with a resistance factor of 0.80 (kips or kN)
Weight	=	weight per foot based on uncoated, unperforated steel (lbs./ft. or kg/m)
x_{cg}	=	distance to centroid from back of web for the fully effective section (unreduced for local buckling) (in. or mm)
x_o	=	distance from shear centre to centroid (in. or mm)

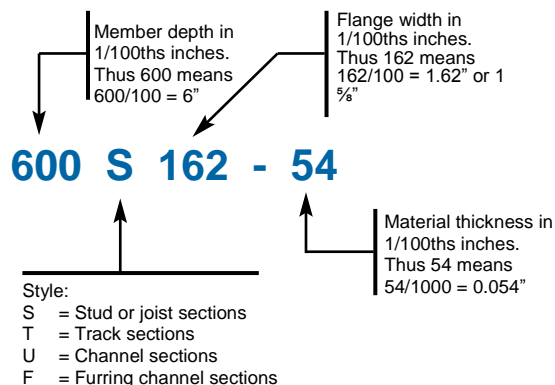
Notes:

1. For metric section properties, the units shown in the section property tables may be adjusted by E+03 or E+06 which means the section property values are to be multiplied by 1,000 or 1,000,000 respectively.
2. All distortional buckling properties and resistances are based on the unperforated section unreduced for local buckling.

9. PRODUCT IDENTIFICATION

The cold-formed steel framing manufacturers use a common designator system for their products. The designator is a four part code which identifies depth, flange width, member type and material thickness.

Example: 600S162-54



Notes:

1. Material thickness is given as the minimum thickness exclusive of coatings and represents 95% of the design thickness. See S136-07 Section A2.4.
2. For those sections available in two different yield strengths, the yield strength use in the design, if greater than 33 ksi, needs to be identified (i.e. 600S162-54 (50 ksi)). In any case, it is good practice to always show the yield strength and eliminate any potential ambiguity.
3. For track "T", sections, member depth is a nominal inside to inside dimension plus one inside radius. Other dimensions are out to out.
4. This product labeling is independent of units. For example 600S162-54 (50ksi) applies whether imperial or metric units are used.

10. DESIGN EXAMPLE N^o 1 – WIND BEARING STUD

Given:

Specified (unfactored) design wind load for strength calculations = 30 psf ($I_w = 1$)

Specified (unfactored) design wind load for deflection calculations = 22.5 psf ($I_w = 0.75$)

Height of studs = 11'-0"

Maximum allowable deflection = $L/360$

Stud depth for architectural considerations = 6"

Calculations:

Try 600S162-43 (33 ksi) spaced at 24" o.c.

From the Wind Bearing Studs Tables :

Allowable height for deflection is based on 22.5 psf specified wind load – conservatively use 25 psf.
Allowable height at $L/360 = 12.6 \text{ ft.} > 11.0 \text{ ft.}$ **OK**

Allowable height for strength is based on 30 psf specified wind load (42 psf factored)
Allowable height = 12.4 ft. > 11.0 ft. **OK**

The asterisks on the strength allowable height indicate that an end connection not susceptible to web crippling is required or the allowable height is to be reduced below 12.4 ft.

Allowable height to eliminate web crippling is based on 30 psf specified wind load (42 psf factored)
Web Crippling Allowable Height = 11.9 ft. > 11.0 ft. **OK**

Conclusion:

Use 600S162-43 (33 ksi) spaced at 24" o.c. with 2 rows of bridging.

Bridging requirements are based on the recommended 5'-0" maximum spacing from Commentary Item 5.4. In addition, sheathing meeting the requirements of Commentary Item 5.4 is required on both sides of the studs. Provide bridging and bridging connection details in accordance with industry standard practice.

11. DESIGN EXAMPLE N° 2 – FLOOR JOIST

Given:

Specified (unfactored) live load = 40 psf

Specified (unfactored) dead load = 15 psf

Required joist depth for architectural considerations = 8 in.

16'-0" single span

Sheathing is not relied on to reduce distortional buckling.

Calculations:

$$\begin{aligned} \text{Factored load} &= (1.25)(15) + (1.50)(40) \\ &= 78.8 \text{ psf} \end{aligned}$$

Try 800S162-54 (50 ksi) joist spaced at 16" o.c.

From the $k_{\phi} = 0$ Floor Joist Load Tables (*the sheathing is not relied on to reduce the effect of distortional buckling*)

Strength = 91 > 78.8 psf **OK**
 $L/360 = 44 > 40 \text{ psf}$ **OK**

Conclusion:

Use 800S162-54 (50 ksi) joist spaced at 16" o.c.

Provide web stiffeners over the supports designed in accordance with the requirements of S136-07. Provide top flange floor sheathing in combination with bottom flange bridging to meet the requirements of S136-07. See Commentary Item 6.9.

Where vibration or point loads are a concern, additional engineering is required.

Alternative Approach:

Although not required in the context of this example, the $k_\phi \geq k_{\phi\min}$ tables could be used where the sheathing is assumed to have adequate stiffness such that the distortional buckling moment is raised to its yield value.

To compare:

$k_\phi = 0$ tables - strength value = 91 psf
 $k_\phi \geq k_{\phi\min}$ tables - strength value = 108 psf

The $k_\phi \geq k_{\phi\min}$ tables show a 19% increase in strength. To take advantage of this extra strength, sheathing must satisfy the requirement that:

$$k_\phi \geq k_{\phi\min} \\ \geq 0.653 \text{ kips from the Joist Section Property Tables}$$

The calculation of the sheathing k_ϕ value is outside the scope of this design example. Refer to: CFSEI Tech Note TECHNNOTE-G100-08, September 2008, Design Aids and Examples for Distortional Buckling.

In any case, it may be difficult to achieve $k_\phi \geq k_{\phi\min}$ and partial restraint only is available meaning $0 \leq k_\phi \leq k_{\phi\min}$. The resulting strength value will fall somewhere between 91 and 108 psf. Additional calculation is required.

12. DESIGN EXAMPLE N° 3 – COMBINED WIND AND AXIAL LOADBEARING STUD

Given:

Specified (Unfactored) Loads:

Axial Live Load = 3.6 kips
 Axial Dead Load = 1.8 kips
 Wind Load = 25 psf (for strength $I_w = 1$)
 = 18.8 psf (for deflection with $I_w = 0.75$)

Height of Studs = 10'-0"

Restraint of sheathing to be neglected. Axial loads are applied concentrically with respect to both the X and the Y axes.

Calculations:

Try 600S162-54 (50 ksi) spaced at 16" o.c.

The required factored load combinations are given in the 2010 National Building Code.

Dead Only Load Case

Factored Load Combination = 1.40D
 W_f (factored wind load) = 0

C_f (factored axial load) = 1.40D
 = 1.40(1.8)
 = 2.52 kips

From the unsheathed tables determine the maximum factored compressive resistance for 0 psf factored wind.

$C_r = 8.24 \text{ kips} > 2.52 \text{ kips}$

OK

Dead + Wind + Live Load Cases

Factored Load Combination #1 = 1.25D + 1.50L + 0.4W

W_f (factored wind load) = 0.40W
 = 0.40(25)
 = 10.0 psf

C_f (factored axial load) = 1.25D + 1.50L
 = 1.25(1.8) + 1.50(3.6)
 = 7.65 kips

From the unsheathed tables, determine the maximum factored compressive resistance for 10.0 psf factored wind.

$$C_r = 7.69 \text{ kips} > 7.65 \text{ kips}$$

OK

$$\text{Factored Load Combination \#2} = 1.25D + 1.40W + 0.5L$$

$$W_f \text{ (factored wind load)} = 1.40W$$

$$1.40(25)$$

$$= 35.0 \text{ psf}$$

$$C_r \text{ (factored axial load)} = 1.25D + 0.50L$$

$$= 1.25(1.8) + 0.50(3.6)$$

$$= 4.05 \text{ kips}$$

From the unsheathed tables, determine the maximum factored compressive resistance for 35.0 psf factored wind by interpolation

$$C_r = 6.62 \text{ kips (at 30 psf)}$$

$$C_r = 6.10 \text{ kips (at 40 psf)}$$

$$C_r = 6.36 \text{ kips (at 35 psf by interpolation)} > 4.05 \text{ kips}$$

OK

Wind Load Case for Web Crippling Check

From the Wind Bearing Stud Allowable Height Tables, for 25 psf specified (35.0 psf factored) wind load.

$$\text{Web crippling allowable height} = 48.6 \text{ ft.} > 10.0 \text{ ft.}$$

OK

Wind Load Case for Deflection Check

From the Wind Bearing Stud Allowable Height Tables, for 18.8 psf specified (unfactored) wind load – conservatively use 20 psf.

$$L/360 \text{ allowable height} = 16.7 \text{ ft.} > 10.0 \text{ ft.}$$

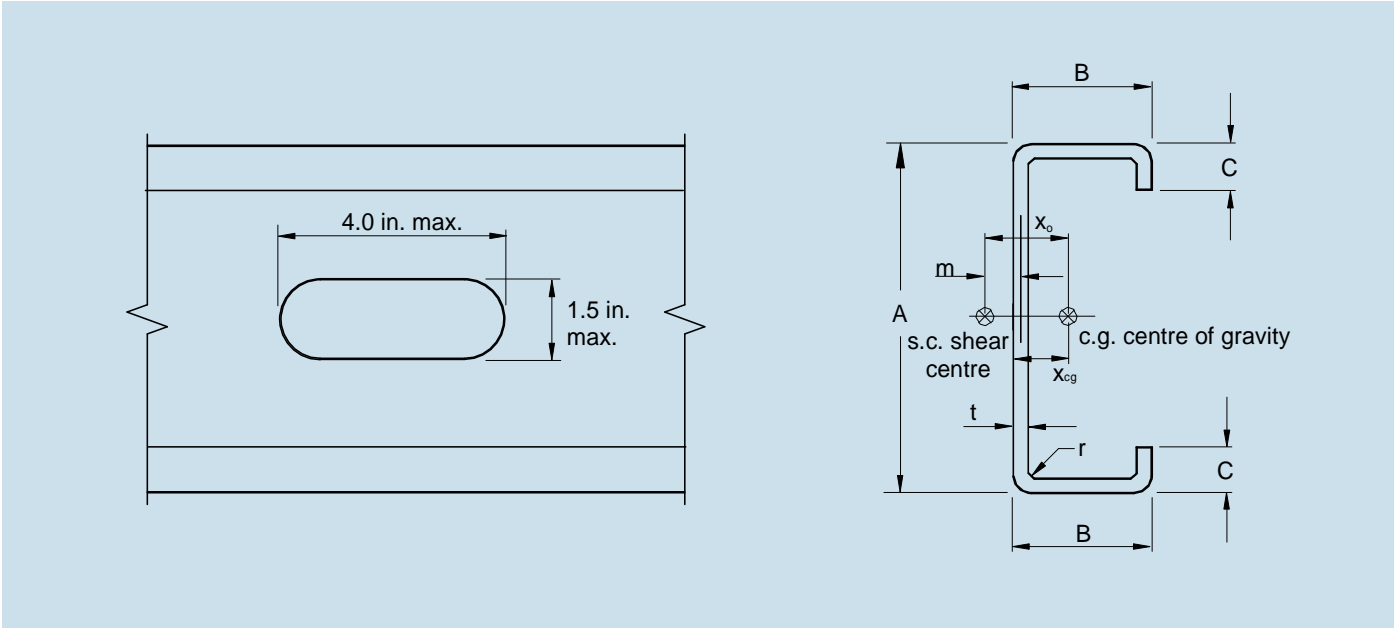
OK

Conclusion:

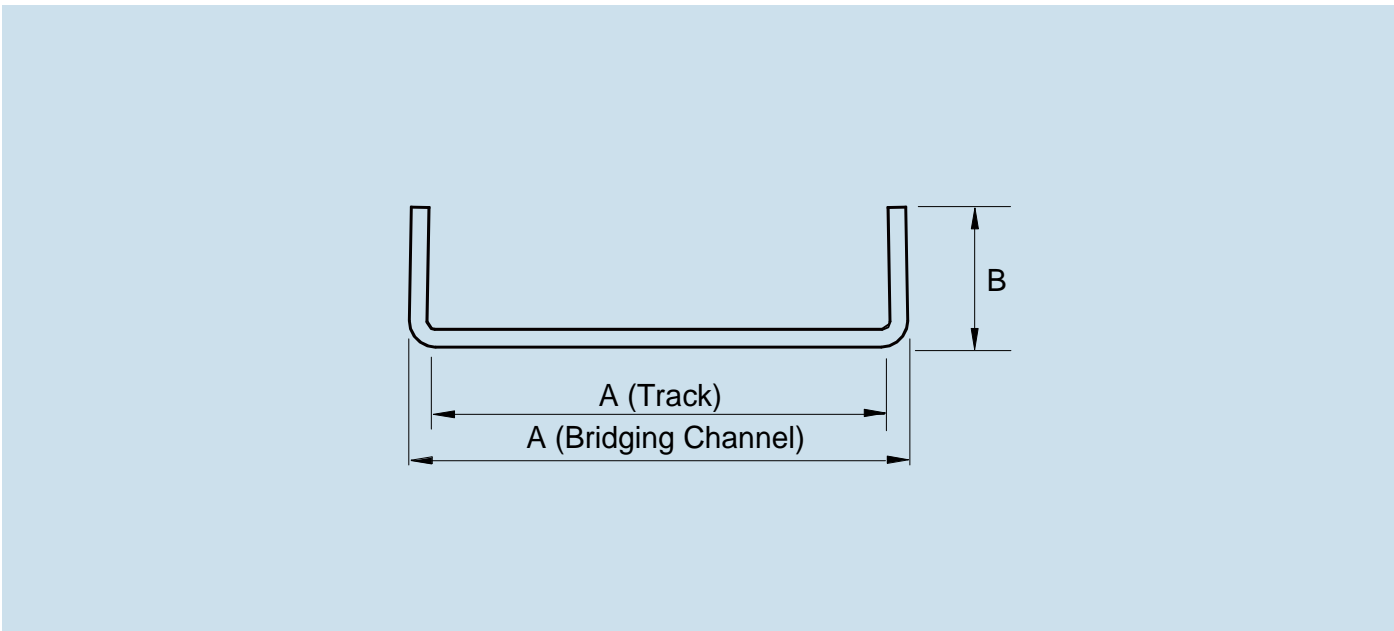
Use 600S162-54 (50 ksi) spaced at 16" o.c. with 2 lines of bridging arranged so that the maximum spacing does not exceed 48" o.c. See Commentary Item 7.3.3.

Detail end connections to insure concentric axial loading with respect to the X and Y axes and to transmit the end shear. Design bridging and its anchorage in accordance with the requirements of S136-07.

Stud and Joist Section Dimensions



Track and Bridging Channel Section Dimensions



Stud Section Properties

Stud Designation	DIMENSIONS				UNPERFORATED PROPERTIES										
	Thickness t (in.)	Depth A (in.)	Flange B (in.)	Lip C (in.)	Weight (lbs/ft)	Yield F _y (ksi)	Area (in. ²)	x _{cr} (in.)	m (in.)	x _o (in.)	C _w (in. ⁶)	J (in. ⁴)	j (in.)	r _x (in.)	r _y (in.)
362S125-33	0.0346	3.625	1.250	0.188	0.73	33	0.215	0.306	0.480	0.769	0.094	0.000086	2.11	1.40	0.413
362S125-43	0.0451	3.625	1.250	0.188	0.95	33	0.278	0.307	0.473	0.758	0.118	0.000188	2.11	1.39	0.408
362S125-54	0.0566	3.625	1.250	0.188	1.17	50	0.344	0.306	0.466	0.744	0.142	0.000367	2.15	1.39	0.401
362S162-33	0.0346	3.625	1.625	0.500	0.89	33	0.262	0.537	0.789	1.310	0.297	0.000105	2.12	1.45	0.616
362S162-43	0.0451	3.625	1.625	0.500	1.16	33	0.340	0.537	0.782	1.300	0.376	0.000230	2.11	1.45	0.611
362S162-54	0.0566	3.625	1.625	0.500	1.44	50	0.422	0.536	0.774	1.280	0.457	0.000451	2.11	1.44	0.605
362S162-68	0.0713	3.625	1.625	0.500	1.78	50	0.524	0.535	0.765	1.260	0.552	0.000887	2.12	1.43	0.596
362S162-97	0.1017	3.625	1.625	0.500	2.46	50	0.724	0.532	0.745	1.230	0.723	0.002500	2.14	1.41	0.578
400S125-33	0.0346	4.000	1.250	0.188	0.77	33	0.228	0.290	0.465	0.738	0.118	0.000091	2.36	1.53	0.407
400S125-43	0.0451	4.000	1.250	0.188	1.00	33	0.295	0.291	0.459	0.727	0.148	0.000200	2.36	1.52	0.402
400S125-54	0.0566	4.000	1.250	0.188	1.24	50	0.365	0.290	0.451	0.713	0.178	0.000390	2.41	1.51	0.394
400S162-33	0.0346	4.000	1.625	0.500	0.94	33	0.275	0.512	0.768	1.260	0.363	0.000110	2.25	1.59	0.611
400S162-43	0.0451	4.000	1.625	0.500	1.21	33	0.357	0.513	0.761	1.250	0.460	0.000242	2.25	1.58	0.606
400S162-54	0.0566	4.000	1.625	0.500	1.51	50	0.443	0.512	0.754	1.240	0.560	0.000473	2.25	1.57	0.600
400S162-68	0.0713	4.000	1.625	0.500	1.87	50	0.550	0.511	0.745	1.220	0.677	0.000933	2.26	1.56	0.591
400S162-97	0.1017	4.000	1.625	0.500	2.59	50	0.762	0.508	0.725	1.180	0.889	0.002630	2.30	1.54	0.573
600S125-33	0.0346	6.000	1.250	0.188	1.01	33	0.297	0.226	0.399	0.608	0.300	0.000118	4.18	2.18	0.375
600S125-43	0.0451	6.000	1.250	0.188	1.31	33	0.385	0.228	0.393	0.598	0.378	0.000261	4.20	2.17	0.370
600S125-54	0.0566	6.000	1.250	0.188	1.63	50	0.479	0.228	0.386	0.586	0.457	0.000511	4.32	2.16	0.362
600S162-33	0.0346	6.000	1.625	0.500	1.17	33	0.344	0.413	0.677	1.070	0.861	0.000137	3.35	2.28	0.581
600S162-43	0.0451	6.000	1.625	0.500	1.52	33	0.447	0.414	0.670	1.060	1.100	0.000303	3.35	2.28	0.576
600S162-54	0.0566	6.000	1.625	0.500	1.89	50	0.556	0.414	0.663	1.050	1.340	0.000594	3.38	2.27	0.570
600S162-68	0.0713	6.000	1.625	0.500	2.36	50	0.693	0.413	0.655	1.030	1.630	0.001170	3.43	2.26	0.561
600S162-97	0.1017	6.000	1.625	0.500	3.29	50	0.966	0.411	0.636	0.997	2.150	0.003330	3.56	2.23	0.542
600S200-33	0.0346	6.000	2.000	0.625	1.29	33	0.379	0.574	0.901	1.460	1.590	0.000151	3.25	2.34	0.743
600S200-43	0.0451	6.000	2.000	0.625	1.67	33	0.492	0.574	0.894	1.450	2.030	0.000334	3.25	2.34	0.739
600S200-54	0.0566	6.000	2.000	0.625	2.09	50	0.613	0.574	0.887	1.430	2.490	0.000655	3.26	2.33	0.732
600S200-68	0.0713	6.000	2.000	0.625	2.60	50	0.764	0.573	0.878	1.410	3.050	0.001300	3.28	2.32	0.724
600S200-97	0.1017	6.000	2.000	0.625	3.63	50	1.070	0.570	0.859	1.380	4.080	0.003680	3.34	2.29	0.705
800S162-43	0.0451	8.000	1.625	0.500	1.83	33	0.537	0.348	0.601	0.926	2.080	0.000364	5.04	2.94	0.546
800S162-54	0.0566	8.000	1.625	0.500	2.28	50	0.670	0.348	0.594	0.914	2.540	0.000715	5.11	2.93	0.539
800S162-68	0.0713	8.000	1.625	0.500	2.84	50	0.836	0.349	0.586	0.899	3.090	0.001420	5.22	2.91	0.530
800S162-97	0.1017	8.000	1.625	0.500	3.98	50	1.170	0.349	0.568	0.866	4.110	0.004030	5.47	2.88	0.511
800S200-43	0.0451	8.000	2.000	0.625	1.98	33	0.582	0.489	0.811	1.280	3.800	0.000395	4.52	3.02	0.708
800S200-54	0.0566	8.000	2.000	0.625	2.47	50	0.726	0.489	0.804	1.260	4.660	0.000775	4.56	3.01	0.701
800S200-68	0.0713	8.000	2.000	0.625	3.09	50	0.907	0.488	0.796	1.250	5.710	0.001540	4.62	3.00	0.692
800S200-97	0.1017	8.000	2.000	0.625	4.32	50	1.270	0.487	0.777	1.210	7.680	0.004380	4.76	2.97	0.674

Stud Designation	UNPERFORATED PROPERTIES									PERFORATED PROPERTIES					
	M _{rx-LB} (in.kips)	L _u (in.)	M _{ry-LB web comp} (in.kips)	M _{ry-LB lips comp} (in.kips)	Shear V _r (kips)	Web Cripp. P _r (kips)	I _x (in. ⁴)	I _y (in. ⁴)	S _f (in. ³)	M _{rx-LB} (in.kips)	M _{ry-LB web comp} (in.kips)	M _{ry-LB lips comp} (in.kips)	Shear V _r (kips)	I _x del. (in. ⁴)	
362S125-33	6.17	28.5	1.12	1.15	1.31	0.318	0.421	0.0367	0.232	5.40	1.03	1.08	0.667	0.414	
362S125-43	8.61	28.4	1.45	1.46	2.22	0.531	0.540	0.0463	0.298	7.98	1.35	1.36	0.864	0.535	
362S125-54	15.60	22.8	2.62	2.63	4.31	1.200	0.661	0.0552	0.365	14.40	2.44	2.45	1.300	0.655	
362S162-33	8.66	42.6	2.55	2.71	1.31	0.318	0.551	0.0993	0.304	7.95	2.38	2.53	0.667	0.551	
362S162-43	11.60	42.5	3.37	3.46	2.22	0.531	0.710	0.1270	0.392	11.00	3.13	3.23	0.864	0.710	
362S162-54	21.00	34.3	6.22	6.38	4.31	1.200	0.873	0.1540	0.482	20.00	5.78	5.94	1.300	0.873	
362S162-68	26.50	34.3	7.66	7.68	5.59	1.780	1.070	0.1860	0.590	25.80	7.13	7.13	1.280	1.070	
362S162-97	35.60	34.5	9.95	9.95	7.61	2.400	1.440	0.2420	0.792	34.90	9.18	9.18	1.120	1.440	
400S125-33	7.09	28.4	1.12	1.17	1.25	0.314	0.531	0.0377	0.265	6.03	1.04	1.10	0.760	0.523	
400S125-43	9.85	28.2	1.45	1.47	2.22	0.525	0.682	0.0476	0.341	8.95	1.36	1.39	1.040	0.675	
400S125-54	17.90	22.7	2.63	2.66	4.31	1.190	0.835	0.0568	0.418	16.20	2.46	2.51	1.560	0.828	
400S162-33	9.87	42.3	2.56	2.74	1.25	0.314	0.692	0.1030	0.346	8.87	2.39	2.59	0.760	0.692	
400S162-43	13.20	42.1	3.38	3.50	2.22	0.525	0.892	0.1310	0.446	12.40	3.15	3.31	1.040	0.892	
400S162-54	24.00	34.1	6.25	6.45	4.31	1.190	1.100	0.1590	0.549	22.40	5.83	6.08	1.560	1.100	
400S162-68	30.30	34.0	7.71	7.77	6.23	1.760	1.350	0.1920	0.673	29.20	7.21	7.31	1.740	1.350	
400S162-97	40.80	34.0	10.10	10.10	8.52	2.380	1.810	0.2500	0.907	40.20	9.43	9.43	1.550	1.810	
600S125-33	11.00	27.5	1.13	1.21	0.82	0.296	1.410	0.0416	0.470	11.00	1.06	1.18	0.815	1.340	
600S125-43	16.50	27.3	1.48	1.53	1.81	0.499	1.820	0.0526	0.606	16.50	1.39	1.49	1.580	1.790	
600S125-54	30.30	21.9	2.68	2.76	3.61	1.130	2.240	0.0627	0.745	30.30	2.53	2.69	2.490	2.220	
600S162-33	17.10	41.1	2.58	2.85	0.82	0.296	1.790	0.1160	0.598	17.10	2.42	2.77	0.815	1.790	
600S162-43	22.90	40.9	3.42	3.64	1.81	0.499	2.320	0.1480	0.772	22.90	3.21	3.55	1.580	2.320	
600S162-54	41.70	33.0	6.33	6.71	3.61	1.130	2.860	0.1810	0.953	41.70	5.94	6.53	2.490	2.860	
600S162-68	52.90	32.8	7.85	8.09	6.84	1.700	3.520	0.2180	1.170	52.90	7.41	7.87	3.680	3.520	
600S162-97	72.00	32.5	10.50	10.50	13.40	2.300	4.800	0.2840	1.600	72.00	10.00	10.20	4.870	4.800	
600S200-33	18.40	51.6	3.88	4.19	0.82	0.296	2.080	0.2090	0.692	18.40	3.63	4.06	0.815	2.040	
600S200-43	25.90	51.4	5.18	5.59	1.81	0.499	2.680	0.2680	0.894	25.90	4.84	5.43	1.580	2.680	
600S200-54	45.70	41.5	9.64	10.40	3.61	1.130	3.320	0.3290	1.110	45.70	9.02	10.10	2.490	3.320	
600S200-68	60.10	41.4	12.10	12.60	6.84	1.700	4.100	0.4000	1.370	60.10	11.40	12.20	3.680	4.100	
600S200-97	84.20	41.2	16.60	16.70	13.40	2.300	5.610	0.5310	1.870	84.20	15.80	16.20	4.870	5.610	
800S162-43	30.30	39.8	3.44	3.72	1.34	0.324	4.630	0.1600	1.160	30.30	3.23	3.66	1.340	4.480	
800S162-54	55.30	32.1	6.37	6.86	2.67	0.754	5.740	0.1950	1.430	55.30	5.97	6.75	2.670	5.570	
800S162-68	74.80	31.9	7.92	8.28	5.39	1.160	7.090	0.2350	1.770	74.80	7.47	8.15	4.300	7.050	
800S162-97	109.00	31.4	10.60	10.80	13.90	2.230	9.710	0.3060	2.430	109.00	10.20	10.60	7.590	9.710	
800S200-43	38.40	50.3	5.21	5.73	1.34	0.324	5.300	0.2920	1.330	38.40	4.87	5.63	1.340	5.300	
800S200-54	67.40	40.6	9.69	10.60	2.67										

Stud Section Properties

BEAM DISTORTIONAL BUCKLING PROPERTIES									
Stud Designation	$M_{rx, Fy}$ (in.kips)	$M_{rx, DB}$ (in.kips)	L_{cr} (in.)	$K_{\phi fe}$ (kips)	$\tilde{K}_{\phi fa}$ (in. ²)	$K_{\phi we}$ (kips)	$\tilde{K}_{\phi wa}$ (in. ²)	$K_{\phi min}$ (kips)	F_d (ksi)
362S125-33	6.51	5.21	6.79	0.1380	0.00635	0.1210	0.000957	0.273	35.4
362S125-43	8.36	7.57	5.91	0.3350	0.01060	0.2890	0.001610	0.263	51.3
362S125-54	15.50	13.70	5.27	0.7210	0.01600	0.6160	0.002480	0.708	72.2
362S162-33	8.53	7.70	15.70	0.1050	0.00379	0.0976	0.000193	0.087	51.0
362S162-43	11.00	10.80	13.60	0.2430	0.00642	0.2200	0.000332	0.029	68.5
362S162-54	20.50	19.30	12.00	0.5000	0.01010	0.4430	0.000530	0.227	89.0
362S162-68	25.10	25.10	10.60	1.0500	0.01590	0.9090	0.000855	0.000	117.0
362S162-97	33.70	33.70	8.64	3.3700	0.03160	2.7900	0.001790	0.000	184.0
400S125-33	7.44	5.82	6.96	0.1270	0.00603	0.1140	0.001210	0.287	33.2
400S125-43	9.57	8.50	6.07	0.3080	0.01000	0.2740	0.002030	0.295	48.3
400S125-54	17.80	15.40	5.42	0.6630	0.01520	0.5900	0.003120	0.769	68.4
400S162-33	9.71	8.61	16.10	0.0961	0.00361	0.0892	0.000246	0.096	48.1
400S162-43	12.50	12.10	13.90	0.2210	0.00611	0.2020	0.000423	0.053	64.8
400S162-54	23.30	21.60	12.30	0.4570	0.00958	0.4080	0.000675	0.268	84.3
400S162-68	28.60	28.60	10.80	0.9630	0.01510	0.8390	0.001090	0.000	111.0
400S162-97	38.50	38.50	8.86	3.1000	0.03010	2.5900	0.002270	0.000	176.0
600S125-33	13.20	8.96	7.77	0.0885	0.00484	0.0932	0.003110	0.397	22.9
600S125-43	17.00	13.40	6.81	0.2140	0.00794	0.2340	0.005150	0.506	34.2
600S125-54	31.70	24.60	6.14	0.4570	0.01180	0.5180	0.007860	1.200	49.5
600S162-33	16.80	13.40	17.80	0.0658	0.00294	0.0626	0.000665	0.135	35.6
600S162-43	21.70	19.20	15.40	0.1530	0.00498	0.1440	0.001140	0.150	48.4
600S162-54	40.50	34.40	13.60	0.3170	0.00781	0.2950	0.001800	0.449	63.7
600S162-68	49.90	46.50	12.00	0.6730	0.01230	0.6200	0.002880	0.382	85.2
600S162-97	68.00	68.00	9.84	2.1900	0.02440	1.9900	0.005940	0.000	138.0
600S200-33	19.40	15.30	23.40	0.0630	0.00324	0.0597	0.000390	0.142	33.8
600S200-43	25.10	21.80	20.40	0.1450	0.00549	0.1350	0.000668	0.169	45.4
600S200-54	47.00	38.80	18.00	0.2970	0.00862	0.2730	0.001060	0.498	58.9
600S200-68	58.10	52.50	15.90	0.6220	0.01360	0.5630	0.001700	0.506	77.4
600S200-97	79.50	79.50	13.00	1.9800	0.02730	1.7400	0.003530	0.000	121.0
800S162-43	32.50	26.00	16.60	0.1180	0.00431	0.1160	0.002270	0.246	35.5
800S162-54	60.90	46.60	14.70	0.2450	0.00674	0.2420	0.003590	0.653	47.2
800S162-68	75.30	64.00	12.90	0.5220	0.01060	0.5200	0.005690	0.756	64.0
800S162-97	103.00	102.00	10.60	1.7000	0.02090	1.7400	0.011600	0.150	106.0
800S200-43	37.20	29.80	21.90	0.1110	0.00475	0.1060	0.001350	0.228	35.5
800S200-54	69.80	53.00	19.40	0.2280	0.00745	0.2170	0.002130	0.613	46.4
800S200-68	86.50	72.50	17.10	0.4800	0.01180	0.4520	0.003400	0.741	61.5
800S200-97	119.00	115.00	14.00	1.5400	0.02360	1.4400	0.006990	0.394	97.5

COLUMN DISTORTIONAL BUCKLING PROPERTIES									
Stud Designation	P_r, Fy (kips)	P_r, DB (kips)	L_{cr} (in.)	$K_{\phi fe}$ (kips)	$\tilde{K}_{\phi fa}$ (in. ²)	$K_{\phi we}$ (kips)	$\tilde{K}_{\phi wa}$ (in. ²)	$K_{\phi min}$ (kips)	F_d (ksi)
362S125-33	5.66	3.08	7.49	0.0997	0.00521	0.0616	0.004830	0.892	16.10
362S125-43	7.33	4.67	6.51	0.2470	0.00870	0.1360	0.008340	1.400	22.50
362S125-54	13.80	8.34	5.79	0.5420	0.01330	0.2700	0.013200	3.400	30.60
362S162-33	6.92	5.22	17.30	0.0722	0.00310	0.0616	0.000901	0.285	33.50
362S162-43	8.97	7.53	15.00	0.1670	0.00524	0.1360	0.001560	0.410	44.70
362S162-54	16.90	13.40	13.30	0.3480	0.00823	0.2700	0.002510	1.090	57.50
362S162-68	20.90	18.20	11.70	0.7380	0.01300	0.5390	0.004090	1.430	74.90
362S162-97	29.00	28.10	9.55	2.4100	0.02590	1.5600	0.008730	1.530	115.00
400S125-33	6.01	2.97	7.68	0.0921	0.00496	0.0558	0.006180	1.020	13.30
400S125-43	7.78	4.54	6.67	0.2290	0.00829	0.1240	0.010700	1.640	18.60
400S125-54	14.60	8.10	5.94	0.5040	0.01270	0.2440	0.016900	3.950	25.30
400S162-33	7.26	5.22	17.80	0.0660	0.00295	0.0558	0.001150	0.308	29.70
400S162-43	9.42	7.58	15.40	0.1530	0.00499	0.1240	0.002000	0.456	39.60
400S162-54	17.70	13.40	13.60	0.3190	0.00783	0.2440	0.003210	1.190	51.00
400S162-68	22.00	18.40	12.00	0.6780	0.01230	0.4890	0.005230	1.630	66.40
400S162-97	30.50	28.80	9.79	2.2200	0.02460	1.4200	0.011200	2.050	102.00
600S125-33	7.83	2.30	8.49	0.0668	0.00405	0.0372	0.017000	2.110	4.93
600S125-43	10.20	3.59	7.38	0.1680	0.00677	0.0824	0.029400	3.540	6.93
600S125-54	19.10	6.39	6.57	0.3740	0.01030	0.1630	0.046600	8.510	9.44
600S162-33	9.09	4.75	19.70	0.0455	0.00241	0.0372	0.003180	0.503	14.80
600S162-43	11.80	7.07	17.10	0.1070	0.00408	0.0824	0.005500	0.815	19.70
600S162-54	22.30	12.30	15.10	0.2240	0.00639	0.1630	0.008850	2.040	25.40
600S162-68	27.70	17.40	13.30	0.4810	0.01010	0.3260	0.014400	3.080	32.90
600S162-97	38.60	29.00	10.80	1.6000	0.02010	0.9450	0.030800	5.540	50.10
600S200-33	10.00	5.74	25.90	0.0431	0.00264	0.0372	0.001830	0.388	18.00
600S200-43	13.00	8.94	22.50	0.0996	0.00448	0.0824	0.003150	0.619	23.80
600S200-54	24.50	14.80	19.90	0.2060	0.00704	0.1630	0.005060	1.550	30.50
600S200-68	30.60	20.80	17.60	0.4360	0.01110	0.3260	0.008200	2.310	39.40
600S200-97	42.70	34.20	14.40	1.4100	0.02240	0.9450	0.017400	3.960	59.30
800S162-43	14.20	6.00	18.30	0.0827	0.00353	0.0618	0.011300	1.410	9.75
800S162-54	26.80	10.40	16.20	0.1750	0.00554	0.1220	0.018200	3.470	12.50
800S162-68	33.40	14.90	14.20	0.3780	0.00873	0.2440	0.029600	5.460	16.30
800S162-97	46.80	25.60	11.60	1.2800	0.01740	0.7090	0.063200	10.800	24.70
800S200-43	15.40	7.64	24.20	0.0767	0.00388	0.0618	0.006480	0.948	13.40
800S200-54	29.00	13.30	21.40	0.1600	0.00610	0.1220	0.010400	2.340	17.10
800S200-68	36.30	18.80	18.90	0.3400	0.00964	0.2440	0.016800	3.620	22.10
800S200-97	50.80	31.90	15.50	1.1100	0.01940	0.7090	0.035700	6.930	33.10

CSSBI LIGHTWEIGHT STEEL FRAMING MANUFACTURER MEMBERS:

BAILEY METAL PRODUCTS EB METAL

IMPERIAL SHEET METAL LTD.

STEELFORM BUILDING PRODUCTS

TREBOR BUILDING PRODUCTS LTD.

Joist Section Properties

Joist Designation	DIMENSIONS				UNPERFORATED PROPERTIES										
	Thickness t (in.)	Depth A (in.)	Flange B (in.)	Lip C (in.)	Weight (lbs/ft)	Yield F _y (ksi)	Area (in. ²)	x _{ca} (in.)	m (in.)	x _o (in.)	C _w (in. ⁶)	J (in. ⁴)	j (in.)	r _x (in.)	r _y (in.)
600S162-43	0.0451	6.000	1.625	0.500	1.52	33	0.447	0.414	0.670	1.060	1.10	0.000303	3.35	2.28	0.576
600S162-54	0.0566	6.000	1.625	0.500	1.89	50	0.556	0.414	0.663	1.050	1.34	0.000594	3.38	2.27	0.570
600S162-68	0.0713	6.000	1.625	0.500	2.36	50	0.693	0.413	0.655	1.030	1.63	0.001170	3.43	2.26	0.561
600S162-97	0.1017	6.000	1.625	0.500	3.29	50	0.966	0.411	0.636	0.997	2.15	0.003330	3.56	2.23	0.542
600S200-43	0.0451	6.000	2.000	0.625	1.67	33	0.492	0.574	0.894	1.450	2.03	0.000334	3.25	2.34	0.739
600S200-54	0.0566	6.000	2.000	0.625	2.09	50	0.613	0.574	0.887	1.430	2.49	0.000655	3.26	2.33	0.732
600S200-68	0.0713	6.000	2.000	0.625	2.60	50	0.764	0.573	0.878	1.410	3.05	0.001300	3.28	2.32	0.724
600S200-97	0.1017	6.000	2.000	0.625	3.63	50	1.070	0.570	0.859	1.380	4.08	0.003680	3.34	2.29	0.705
800S162-43	0.0451	8.000	1.625	0.500	1.83	33	0.537	0.348	0.601	0.926	2.08	0.000364	5.04	2.94	0.546
800S162-54	0.0566	8.000	1.625	0.500	2.28	50	0.670	0.348	0.594	0.914	2.54	0.000715	5.11	2.93	0.539
800S162-68	0.0713	8.000	1.625	0.500	2.84	50	0.836	0.349	0.586	0.899	3.09	0.001420	5.22	2.91	0.530
800S162-97	0.1017	8.000	1.625	0.500	3.98	50	1.170	0.349	0.568	0.866	4.11	0.004030	5.47	2.88	0.511
800S200-43	0.0451	8.000	2.000	0.625	1.98	33	0.582	0.489	0.811	1.280	3.80	0.000395	4.52	3.02	0.708
800S200-54	0.0566	8.000	2.000	0.625	2.47	50	0.726	0.489	0.804	1.260	4.66	0.000775	4.56	3.01	0.701
800S200-68	0.0713	8.000	2.000	0.625	3.09	50	0.907	0.488	0.796	1.250	5.71	0.001540	4.62	3.00	0.692
800S200-97	0.1017	8.000	2.000	0.625	4.32	50	1.270	0.487	0.777	1.210	7.68	0.004380	4.76	2.97	0.674
800S250-43	0.0451	8.000	2.500	0.625	2.13	33	0.627	0.654	1.040	1.670	6.37	0.000425	4.39	3.10	0.893
800S250-54	0.0566	8.000	2.500	0.625	2.66	50	0.783	0.654	1.040	1.660	7.85	0.000836	4.42	3.09	0.886
800S250-68	0.0713	8.000	2.500	0.625	3.33	50	0.978	0.653	1.030	1.640	9.65	0.001660	4.45	3.08	0.877
800S250-97	0.1017	8.000	2.500	0.625	4.67	50	1.370	0.650	1.010	1.610	13.10	0.004730	4.54	3.05	0.858
1000S162-54	0.0566	10.000	1.625	0.500	2.66	50	0.783	0.302	0.538	0.812	4.20	0.000836	7.42	3.57	0.511
1000S162-68	0.0713	10.000	1.625	0.500	3.33	50	0.978	0.303	0.531	0.798	5.12	0.001660	7.61	3.55	0.502
1000S162-97	0.1017	10.000	1.625	0.500	4.67	50	1.370	0.305	0.514	0.768	6.83	0.004730	8.03	3.52	0.484
1000S200-54	0.0566	10.000	2.000	0.625	2.86	50	0.839	0.427	0.737	1.140	7.67	0.000896	6.33	3.67	0.671
1000S200-68	0.0713	10.000	2.000	0.625	3.57	50	1.050	0.427	0.729	1.120	9.40	0.001780	6.44	3.65	0.662
1000S200-97	0.1017	10.000	2.000	0.625	5.02	50	1.470	0.427	0.711	1.090	12.70	0.005080	6.68	3.62	0.644
1000S250-54	0.0566	10.000	2.500	0.625	3.05	50	0.896	0.575	0.958	1.500	12.90	0.000957	5.81	3.76	0.854
1000S250-68	0.0713	10.000	2.500	0.625	3.81	50	1.120	0.574	0.950	1.490	15.90	0.001900	5.88	3.75	0.845
1000S250-97	0.1017	10.000	2.500	0.625	5.36	50	1.580	0.573	0.932	1.450	21.60	0.005430	6.03	3.72	0.825
1000S300-54	0.0566	10.000	3.000	0.625	3.24	50	0.953	0.735	1.190	1.890	19.90	0.001020	5.60	3.84	1.040
1000S300-68	0.0713	10.000	3.000	0.625	4.06	50	1.190	0.734	1.180	1.870	24.60	0.002020	5.64	3.83	1.030
1000S300-97	0.1017	10.000	3.000	0.625	5.71	50	1.680	0.731	1.160	1.840	33.60	0.005780	5.75	3.81	1.010
1200S162-68	0.0713	12.000	1.625	0.500	3.81	50	1.120	0.269	0.485	0.719	7.74	0.001900	10.60	4.17	0.478
1200S162-97	0.1017	12.000	1.625	0.500	5.36	50	1.580	0.272	0.470	0.691	10.30	0.005430	11.20	4.14	0.460
1200S200-68	0.0713	12.000	2.000	0.625	4.06	50	1.190	0.380	0.673	1.020	14.20	0.002020	8.74	4.29	0.634
1200S200-97	0.1017	12.000	2.000	0.625	5.71	50	1.680	0.381	0.656	0.987	19.10	0.005780	9.10	4.26	0.616
1200S250-68	0.0713	12.000	2.500	0.625	4.30	50	1.260	0.513	0.884	1.360	24.00	0.002140	7.69	4.40	0.814
1200S250-97	0.1017	12.000	2.500	0.625	6.05	50	1.780	0.513	0.867	1.330	32.70	0.006130	7.93	4.37	0.794
1200S300-68	0.0713	12.000	3.000	0.625	4.54	50	1.330	0.659	1.100	1.730	37.10	0.002260	7.13	4.50	0.995
1200S300-97	0.1017	12.000	3.000	0.625	6.40	50	1.880	0.658	1.080	1.690	50.90	0.006480	7.29	4.47	0.975
1400S162-68	0.0713	14.000	1.625	0.500	4.30	50	1.260	0.243	0.447	0.654	11.00	0.002140	14.20	4.79	0.456
1400S162-97	0.1017	14.000	1.625	0.500	6.05	50	1.780	0.247	0.433	0.628	14.70	0.006130	15.10	4.75	0.438
1400S200-68	0.0713	14.000	2.000	0.625	4.54	50	1.330	0.343	0.625	0.932	20.10	0.002260	11.50	4.92	0.609
1400S200-97	0.1017	14.000	2.000	0.625	6.40	50	1.880	0.346	0.609	0.904	27.20	0.006480	12.00	4.88	0.591
1400S250-68	0.0713	14.000	2.500	0.625	4.78	50	1.410	0.465	0.827	1.260	34.10	0.002380	9.89	5.04	0.785
1400S250-97	0.1017	14.000	2.500	0.625	6.75	50	1.980	0.466	0.811	1.230	46.50	0.006840	10.20	5.01	0.766
1400S300-68	0.0713	14.000	3.000	0.625	5.03	50	1.480	0.599	1.040	1.600	52.80	0.002500	8.94	5.15	0.963
1400S300-97	0.1017	14.000	3.000	0.625	7.09	50	2.080	0.598	1.020	1.570	72.40	0.007190	9.18	5.12	0.944

CSSBI LIGHTWEIGHT STEEL FRAMING MANUFACTURER MEMBERS:

BAILEY METAL PRODUCTS EB METAL

IMPERIAL SHEET METAL LTD.

STEELFORM BUILDING PRODUCTS

TREBOR BUILDING PRODUCTS LTD.

Joist Section Properties

Joist Designation	UNPERFORATED PROPERTIES									PERFORATED PROPERTIES				
	M _{rx-LB} (in.kips)	L _u (in.)	M _{ry-LB} web.comp (in.kips)	M _{ry-LB} lips.comp (in.kips)	Shear V _r (kips)	Web Cripp P _r (kips)	I _x (in. ⁴)	I _y (in. ⁴)	S _t (in. ³)	M _{rx-LB} (in.kips)	M _{ry-LB} web.comp (in.kips)	M _{ry-LB} lips.comp (in.kips)	Shear V _r (kips)	I _x defl. (in. ⁴)
600S162-43	22.90	40.9	3.42	3.64	1.81	0.524	2.32	0.148	0.772	22.9	3.21	3.55	1.58	2.32
600S162-54	41.70	33.0	6.33	6.71	3.61	1.190	2.86	0.181	0.953	41.7	5.94	6.53	2.49	2.86
600S162-68	52.90	32.8	7.85	8.09	6.84	1.790	3.52	0.218	1.170	52.9	7.41	7.87	3.68	3.52
600S162-97	72.00	32.5	10.50	10.50	13.40	3.350	4.80	0.284	1.600	72.0	10.00	10.20	4.87	4.80
600S200-43	25.90	51.4	5.18	5.59	1.81	0.524	2.68	0.268	0.894	25.9	4.84	5.43	1.58	2.68
600S200-54	45.70	41.5	9.64	10.40	3.61	1.190	3.32	0.329	1.110	45.7	9.02	10.10	2.49	3.32
600S200-68	60.10	41.4	12.10	12.60	6.84	1.790	4.10	0.400	1.370	60.1	11.40	12.20	3.68	4.10
600S200-97	84.20	41.2	16.60	16.70	13.40	3.350	5.61	0.531	1.870	84.2	15.80	16.20	4.87	5.61
800S162-43	30.30	39.8	3.44	3.72	1.34	0.500	4.63	0.160	1.160	30.3	3.23	3.66	1.34	4.48
800S162-54	55.30	32.1	6.37	6.86	2.67	1.150	5.74	0.195	1.430	55.3	5.97	6.75	2.67	5.74
800S162-68	74.80	31.9	7.92	8.28	5.39	1.730	7.09	0.235	1.770	74.8	7.47	8.15	4.30	7.05
800S162-97	109.00	31.4	10.60	10.80	13.90	3.250	9.71	0.306	2.430	109.0	10.20	10.60	7.59	9.71
800S200-43	38.40	50.3	5.21	5.73	1.34	0.500	5.30	0.292	1.330	38.4	4.87	5.63	1.34	5.30
800S200-54	67.40	40.6	9.69	10.60	2.67	1.150	6.57	0.357	1.640	67.4	9.07	10.40	2.67	6.57
800S200-68	89.60	40.4	12.20	12.90	5.39	1.730	8.14	0.435	2.040	89.6	11.50	12.70	4.30	8.14
800S200-97	126.00	40.0	16.80	17.20	13.90	3.250	11.20	0.577	2.800	126.0	16.00	16.80	7.59	11.20
800S250-43	39.00	61.5	7.19	8.04	1.34	0.500	6.02	0.500	1.500	39.0	6.71	7.88	1.34	5.98
800S250-54	68.60	49.7	13.40	15.00	2.67	1.150	7.47	0.614	1.870	68.6	12.50	14.70	2.67	7.17
800S250-68	92.60	49.5	17.00	18.30	5.39	1.730	9.26	0.752	2.320	92.6	15.90	17.90	4.30	9.14
800S250-97	138.00	49.2	23.90	24.60	13.90	3.250	12.80	1.010	3.200	138.0	22.60	24.00	7.59	12.80
1000S162-54	70.70	31.3	6.39	6.96	2.12	1.100	9.95	0.205	1.990	70.7	5.99	6.89	2.12	9.31
1000S162-68	96.90	31.0	7.95	8.40	4.27	1.670	12.30	0.247	2.470	96.9	7.51	8.32	4.27	11.90
1000S162-97	147.00	30.4	10.70	10.90	12.60	3.170	17.00	0.321	3.390	147.0	10.30	10.80	9.17	17.00
1000S200-54	76.70	39.8	9.73	10.80	2.12	1.100	11.30	0.378	2.260	76.7	9.09	10.70	2.12	10.60
1000S200-68	109.00	39.5	12.30	13.20	4.27	1.670	14.00	0.460	2.800	109.0	11.50	13.00	4.27	13.60
1000S200-97	168.00	39.0	16.90	17.50	12.60	3.170	19.30	0.611	3.870	168.0	16.10	17.30	9.17	19.30
1000S250-54	84.50	49.0	13.50	15.30	2.12	1.100	12.70	0.653	2.540	84.5	12.60	15.10	2.12	12.20
1000S250-68	124.00	48.8	17.10	18.70	4.27	1.670	15.80	0.800	3.150	124.0	16.00	18.40	4.27	15.60
1000S250-97	189.00	48.3	24.10	25.10	12.60	3.170	21.80	1.070	4.370	189.0	22.70	24.70	9.17	21.80
1000S300-54	85.50	58.0	17.70	20.30	2.12	1.100	14.10	1.020	2.820	85.5	16.50	20.00	2.12	12.80
1000S300-68	126.00	57.8	22.60	25.00	4.27	1.670	17.50	1.260	3.500	126.0	21.10	24.60	4.27	16.60
1000S300-97	202.00	57.3	32.20	33.80	12.60	3.170	24.30	1.700	4.860	202.0	30.20	33.20	9.17	23.90
1200S162-68	119.00	30.1	7.98	8.49	3.54	1.620	19.50	0.256	3.250	119.0	7.53	8.43	3.54	18.30
1200S162-97	184.00	29.5	10.80	11.10	10.40	3.090	27.00	0.333	4.490	184.0	10.30	11.00	9.47	26.60
1200S200-68	133.00	38.7	12.30	13.30	3.54	1.620	21.90	0.479	3.660	133.0	11.50	13.20	3.54	20.70
1200S200-97	210.00	38.1	17.00	17.70	10.40	3.090	30.40	0.636	5.070	210.0	16.20	17.50	9.47	30.10
1200S250-68	135.00	48.0	17.20	18.90	3.54	1.620	24.50	0.836	4.080	135.0	16.00	18.80	3.54	22.90
1200S250-97	227.00	47.5	24.20	25.40	10.40	3.090	34.00	1.120	5.670	227.0	22.80	25.20	9.47	33.70
1200S300-68	149.00	57.1	22.70	25.40	3.54	1.620	27.00	1.320	4.500	149.0	21.10	25.10	3.54	25.70
1200S300-97	262.00	56.6	32.30	34.30	10.40	3.090	37.60	1.790	6.270	262.0	30.40	33.90	9.47	37.00
1400S162-68	141.00	29.3	8.00	8.55	3.02	1.580	29.00	0.263	4.140	141.0	7.54	8.51	3.02	26.10
1400S162-97	221.00	28.7	10.80	11.20	8.86	3.020	40.10	0.342	5.730	221.0	10.30	11.10	8.86	38.60
1400S200-68	158.00	37.9	12.30	13.40	3.02	1.580	32.30	0.495	4.610	158.0	11.60	13.40	3.02	29.50
1400S200-97	251.00	37.2	17.10	17.90	8.86	3.020	44.80	0.656	6.410	251.0	16.20	17.70	8.86	43.40
1400S250-68	160.00	47.3	17.20	19.10	3.02	1.580	35.70	0.866	5.110	160.0	16.10	19.00	3.02	32.50
1400S250-97	270.00	46.7	24.30	25.70	8.86	3.020	49.80	1.160	7.110	270.0	22.90	25.50	8.86	48.30
1400S300-68	164.00	56.4	22.70	25.70	3.02	1.580	39.20	1.370	5.600	164.0	21.20	25.50	3.02	34.30
1400S300-97	287.00	55.9	32.50	34.80	8.86	3.020	54.70	1.860	7.810	287.0	30.40	34.50	8.86	52.20

CSSBI LIGHTWEIGHT STEEL FRAMING MANUFACTURER MEMBERS:

BAILEY METAL PRODUCTS EB METAL

IMPERIAL SHEET METAL
LTD.

STEEFORM BUILDING
PRODUCTS

TREBOR BUILDING
PRODUCTS LTD.

Joist Section Properties

Joist Designation	BEAM DISTORTIONAL BUCKLING PROPERTIES								
	$M_{rx, Fy}$ (in.kips)	$M_{rx, DB}$ (in.kips)	L_{cr} (in.)	K_{efe} (kips)	$\tilde{K}_{\phi fa}$ (in. ²)	K_{owe} (kips)	$\tilde{K}_{\phi wa}$ (in. ²)	$K_{\phi min}$ (kips)	F_d (ksi)
600S162-43	21.7	19.2	15.40	0.153	0.00498	0.144	0.001140	0.150	48.4
600S162-54	40.5	34.4	13.60	0.317	0.00781	0.295	0.001800	0.449	63.7
600S162-68	49.9	46.5	12.00	0.673	0.01230	0.620	0.002880	0.382	85.2
600S162-97	68.0	68.0	9.84	2.190	0.02440	1.990	0.005940	0.000	138.0
600S200-43	25.1	21.8	20.40	0.145	0.00549	0.135	0.000668	0.169	45.4
600S200-54	47.0	38.8	18.00	0.297	0.00862	0.273	0.001060	0.498	58.9
600S200-68	58.1	52.5	15.90	0.622	0.01360	0.563	0.001700	0.506	77.4
600S200-97	79.5	79.5	13.00	1.980	0.02730	1.740	0.003530	0.000	121.0
800S162-43	32.5	26.0	16.60	0.118	0.00431	0.116	0.002270	0.246	35.5
800S162-54	60.9	46.6	14.70	0.245	0.00674	0.242	0.003590	0.653	47.2
800S162-68	75.3	64.0	12.90	0.522	0.01060	0.520	0.005690	0.756	64.0
800S162-97	103.0	102.0	10.60	1.700	0.02090	1.740	0.011600	0.150	106.0
800S200-43	37.2	29.8	21.90	0.111	0.00475	0.106	0.001350	0.228	35.5
800S200-54	69.8	53.0	19.40	0.228	0.00745	0.217	0.002130	0.613	46.4
800S200-68	86.5	72.5	17.10	0.480	0.01180	0.452	0.003400	0.741	61.5
800S200-97	119.0	115.0	14.00	1.540	0.02360	1.440	0.006990	0.394	97.5
800S250-43	42.2	31.3	25.00	0.109	0.00633	0.103	0.001050	0.325	28.8
800S250-54	79.3	55.5	22.10	0.225	0.00996	0.209	0.001660	0.849	37.3
800S250-68	98.4	76.3	19.50	0.472	0.01580	0.432	0.002650	1.130	49.1
800S250-97	136.0	122.0	16.10	1.500	0.03170	1.350	0.005440	1.250	76.7
1000S162-54	84.6	57.3	15.60	0.200	0.00600	0.213	0.006060	0.918	34.3
1000S162-68	105.0	80.0	13.70	0.426	0.00938	0.466	0.009570	1.200	47.1
1000S162-97	144.0	131.0	11.40	1.380	0.01830	1.610	0.019300	1.170	79.3
1000S200-54	95.9	66.1	20.50	0.186	0.00665	0.184	0.003640	0.767	36.0
1000S200-68	119.0	91.5	18.10	0.393	0.01050	0.390	0.005790	1.010	48.1
1000S200-97	164.0	149.0	14.90	1.260	0.02090	1.270	0.011800	1.070	77.5
1000S250-54	108.0	69.7	23.40	0.183	0.00889	0.175	0.002850	0.937	30.5
1000S250-68	134.0	96.7	20.70	0.386	0.01410	0.367	0.004530	1.300	40.5
1000S250-97	186.0	158.0	17.00	1.240	0.02830	1.170	0.009240	1.730	64.2
1000S300-54	120.0	71.9	26.00	0.181	0.01150	0.170	0.002320	1.170	25.4
1000S300-68	149.0	99.9	23.00	0.381	0.01820	0.352	0.003700	1.690	33.5
1000S300-97	207.0	164.0	19.00	1.220	0.03670	1.110	0.007560	2.560	52.5
1200S162-68	138.0	93.8	14.50	0.358	0.00845	0.435	0.014600	1.750	34.5
1200S162-97	191.0	158.0	12.10	1.150	0.01620	1.530	0.029200	2.330	59.0
1200S200-68	155.0	109.0	19.00	0.333	0.00953	0.351	0.008890	1.350	37.2
1200S200-97	215.0	180.0	15.70	1.070	0.01890	1.170	0.018000	1.830	60.9
1200S250-68	173.0	116.0	21.70	0.328	0.01280	0.326	0.006980	1.530	33.0
1200S250-97	241.0	192.0	17.90	1.050	0.02560	1.060	0.014200	2.280	53.1
1200S300-68	191.0	120.0	24.10	0.324	0.01660	0.309	0.005730	1.830	28.4
1200S300-97	266.0	200.0	19.90	1.040	0.03340	0.990	0.011600	2.940	45.1
1400S162-68	176.0	106.0	15.20	0.307	0.00768	0.415	0.020700	2.410	25.5
1400S162-97	244.0	182.0	12.80	0.962	0.01450	1.490	0.041000	3.670	44.1
1400S200-68	196.0	124.0	19.80	0.289	0.00877	0.326	0.012700	1.760	28.6
1400S200-97	272.0	209.0	16.40	0.924	0.01730	1.110	0.025600	2.700	47.5
1400S250-68	217.0	133.0	22.60	0.285	0.01180	0.298	0.010000	1.830	26.7
1400S250-97	302.0	224.0	18.70	0.916	0.02360	0.990	0.020200	2.930	43.5
1400S300-68	238.0	139.0	25.10	0.282	0.01530	0.280	0.008260	2.040	23.8
1400S300-97	332.0	235.0	20.70	0.906	0.03080	0.913	0.016700	3.420	38.4

CSSBI LIGHTWEIGHT STEEL FRAMING MANUFACTURER MEMBERS:

BAILEY METAL PRODUCTS EB METAL

IMPERIAL SHEET METAL
LTD.STEELFORM BUILDING
PRODUCTSTREBOR BUILDING
PRODUCTS LTD.

Joist Section Properties

Joist Designation	COLUMN DISTORTIONAL BUCKLING PROPERTIES								
	$P_{r, Fv}$ (kips)	$P_{r, DB}$ (kips)	L_{cr} (in.)	$K_{\phi fe}$ (kips)	$\tilde{K}_{\phi fa}$ (in. ²)	$K_{\phi we}$ (kips)	$\tilde{K}_{\phi wa}$ (in. ²)	$K_{\phi min}$ (kips)	F_d (ksi)
600S162-43	11.8	7.07	17.1	0.1070	0.00408	0.0824	0.00550	0.815	19.70
600S162-54	22.3	12.30	15.1	0.2240	0.00639	0.1630	0.00885	2.040	25.40
600S162-68	27.7	17.40	13.3	0.4810	0.01010	0.3260	0.01440	3.080	32.90
600S162-97	38.6	29.00	10.8	1.6000	0.02010	0.9450	0.03080	5.540	50.10
600S200-43	13.0	8.49	22.5	0.0996	0.00448	0.0824	0.00315	0.619	23.80
600S200-54	24.5	14.80	19.9	0.2060	0.00704	0.1630	0.00506	1.550	30.50
600S200-68	30.6	20.80	17.6	0.4360	0.01110	0.3260	0.00820	2.310	39.40
600S200-97	42.7	34.20	14.4	1.4100	0.02240	0.9450	0.01740	3.960	59.30
800S162-43	14.2	6.00	18.3	0.0827	0.00353	0.0618	0.01130	1.410	9.75
800S162-54	26.8	10.40	16.2	0.1750	0.00554	0.1220	0.01820	3.470	12.50
800S162-68	33.4	14.90	14.2	0.3780	0.00873	0.2440	0.02960	5.460	16.30
800S162-97	46.8	25.60	11.6	1.2800	0.01740	0.7090	0.06320	10.800	24.70
800S200-43	15.4	7.64	24.2	0.0767	0.00388	0.0618	0.00648	0.948	13.40
800S200-54	29.0	13.30	21.4	0.1600	0.00610	0.1220	0.01040	2.340	17.10
800S200-68	36.3	18.80	18.9	0.3400	0.00964	0.2440	0.01680	3.620	22.10
800S200-97	50.8	31.90	15.5	1.1100	0.01940	0.7090	0.03570	6.930	33.10
800S250-43	16.6	8.28	27.6	0.0755	0.00517	0.0618	0.00498	0.927	13.50
800S250-54	31.3	14.40	24.5	0.1560	0.00814	0.1220	0.00796	2.280	17.30
800S250-68	39.1	20.40	21.6	0.3320	0.01290	0.2440	0.01290	3.520	22.40
800S250-97	54.9	34.70	17.8	1.0800	0.02600	0.7090	0.02720	6.660	33.60
1000S162-54	31.3	8.61	17.1	0.1450	0.00495	0.0978	0.03170	5.590	6.61
1000S162-68	39.1	12.40	15.1	0.3150	0.00781	0.1950	0.05170	8.940	8.59
1000S162-97	54.9	21.80	12.3	1.0800	0.01560	0.5670	0.11000	18.400	13.10
1000S200-54	33.6	11.40	22.7	0.1310	0.00545	0.0978	0.01810	3.520	9.71
1000S200-68	42.0	16.30	20.0	0.2810	0.00862	0.1950	0.02940	5.560	12.50
1000S200-97	59.0	28.20	16.4	0.9280	0.01730	0.5670	0.06240	11.200	18.80
1000S250-54	35.8	12.80	25.9	0.1280	0.00728	0.0978	0.01390	3.140	10.70
1000S250-68	44.8	18.30	22.8	0.2740	0.01150	0.1950	0.02250	4.940	13.80
1000S250-97	63.0	31.70	18.8	0.8970	0.02330	0.5670	0.04750	9.770	20.70
1000S300-54	38.1	13.70	28.8	0.1270	0.00940	0.0978	0.01120	3.050	10.90
1000S300-68	47.7	19.70	25.4	0.2690	0.01490	0.1950	0.01810	4.780	14.10
1000S300-97	67.1	34.10	21.0	0.8770	0.03010	0.5670	0.03810	9.400	21.20
1200S162-68	44.8	10.40	15.8	0.2720	0.00713	0.1630	0.08150	13.600	4.91
1200S162-97	63.0	18.60	12.9	0.9380	0.01420	0.4730	0.17400	28.500	7.49
1200S200-68	47.7	14.00	20.9	0.2410	0.00787	0.1630	0.04640	8.210	7.44
1200S200-97	67.1	24.50	17.1	0.8020	0.01580	0.4730	0.09840	16.900	11.20
1200S250-68	50.5	16.10	23.9	0.2340	0.01050	0.1630	0.03550	6.910	8.63
1200S250-97	71.2	28.20	19.7	0.7740	0.02120	0.4730	0.07490	14.000	13.00
1200S300-68	53.4	17.70	26.6	0.2300	0.01360	0.1630	0.02860	6.310	9.31
1200S300-97	75.2	31.00	21.9	0.7550	0.02750	0.4730	0.06010	12.700	14.00
1400S162-68	50.5	8.93	16.4	0.2410	0.00660	0.1400	0.12000	19.700	3.01
1400S162-97	71.2	16.00	13.4	0.8360	0.01320	0.4050	0.25600	41.500	4.61
1400S200-68	53.4	12.10	21.7	0.2120	0.00728	0.1400	0.06820	11.600	4.65
1400S200-97	75.2	21.40	17.8	0.7100	0.01460	0.4050	0.14500	24.200	7.00
1400S250-68	56.2	14.10	24.8	0.2060	0.00974	0.1400	0.05220	9.490	5.58
1400S250-97	79.3	24.90	20.4	0.6840	0.01970	0.4050	0.11000	19.500	8.40
1400S300-68	59.1	15.70	27.7	0.2020	0.01260	0.1400	0.04200	8.340	6.25
1400S300-97	83.4	27.80	22.8	0.6670	0.02550	0.4050	0.08830	17.000	9.42

CSSBI LIGHTWEIGHT STEEL FRAMING MANUFACTURER MEMBERS:

BAILEY METAL PRODUCTS EB METAL

IMPERIAL SHEET METAL
LTD.

STEELFORM BUILDING
PRODUCTS

TREBOR BUILDING
PRODUCTS LTD.

Track Section Properties

Track Designation	DIMENSIONS			Weight (lbs/ft)	Yield F _y (ksi)	Area (in. ²)	x _{ca} (in.)	x _c (in.)	C _w (in. ⁶)	J (in. ⁴)	j (in.)
	Thickness t (in.)	Depth A (in.)	Flange B (in.)								
362T125-33	0.0346	3.701	1.25	0.721	33	0.212	0.266	0.658	0.0756	0.0000845	2.09
362T125-43	0.0451	3.696	1.25	0.939	33	0.276	0.269	0.654	0.0978	0.0001870	2.09
362T125-54	0.0566	3.710	1.25	1.180	50	0.346	0.273	0.648	0.1230	0.0003690	2.11
362T125-68	0.0713	3.732	1.25	1.480	50	0.436	0.277	0.641	0.1560	0.0007380	2.13
362T125-97	0.1017	3.778	1.25	2.110	50	0.621	0.287	0.626	0.2260	0.0021400	2.17
362T150-33	0.0346	3.701	1.50	0.780	33	0.229	0.350	0.854	0.1240	0.0006914	2.08
362T150-43	0.0451	3.696	1.50	1.020	33	0.298	0.353	0.850	0.1600	0.0002020	2.08
362T150-54	0.0566	3.710	1.50	1.270	50	0.374	0.356	0.844	0.2020	0.0004000	2.09
362T150-68	0.0713	3.732	1.50	1.600	50	0.471	0.361	0.836	0.2570	0.0007990	2.10
362T150-97	0.1017	3.778	1.50	2.290	50	0.672	0.370	0.820	0.3740	0.0023200	2.13
362T200-33	0.0346	3.701	2.00	0.897	33	0.264	0.533	1.270	0.2690	0.0001050	2.23
362T200-43	0.0451	3.696	2.00	1.170	33	0.343	0.536	1.270	0.3500	0.0002330	2.23
362T200-54	0.0566	3.710	2.00	1.470	50	0.431	0.539	1.260	0.4420	0.0004600	2.24
362T200-68	0.0713	3.732	2.00	1.850	50	0.543	0.543	1.250	0.5640	0.0009190	2.24
362T200-97	0.1017	3.778	2.00	2.630	50	0.773	0.551	1.230	0.8250	0.0026700	2.25
400T125-33	0.0346	4.076	1.25	0.765	33	0.225	0.251	0.630	0.0946	0.0000897	2.35
400T125-43	0.0451	4.071	1.25	0.996	33	0.293	0.255	0.626	0.1220	0.0001980	2.35
400T125-54	0.0566	4.085	1.25	1.250	50	0.367	0.259	0.621	0.1540	0.0003920	2.37
400T125-68	0.0713	4.107	1.25	1.570	50	0.462	0.264	0.614	0.1940	0.0007830	2.39
400T125-97	0.1017	4.153	1.25	2.240	50	0.659	0.274	0.600	0.2800	0.0022700	2.44
400T150-33	0.0346	4.076	1.50	0.824	33	0.242	0.332	0.821	0.1550	0.0000966	2.28
400T150-43	0.0451	4.071	1.50	1.070	33	0.315	0.335	0.817	0.2000	0.0002140	2.28
400T150-54	0.0566	4.085	1.50	1.350	50	0.396	0.339	0.811	0.2520	0.0004220	2.30
400T150-68	0.0713	4.107	1.50	1.690	50	0.498	0.343	0.804	0.3200	0.0008440	2.31
400T150-97	0.1017	4.153	1.50	2.410	50	0.710	0.353	0.788	0.4630	0.0024500	2.35
400T200-33	0.0346	4.076	2.00	0.941	33	0.277	0.509	1.230	0.3360	0.0001100	2.37
400T200-43	0.0451	4.071	2.00	1.230	33	0.360	0.512	1.220	0.4360	0.0002440	2.37
400T200-54	0.0566	4.085	2.00	1.540	50	0.452	0.515	1.220	0.5510	0.0004830	2.38
400T200-68	0.0713	4.107	2.00	1.940	50	0.569	0.519	1.210	0.7020	0.0009650	2.39
400T200-97	0.1017	4.153	2.00	2.760	50	0.811	0.528	1.190	1.0200	0.0028000	2.40

Track Designation	r _x (in.)	r _y (in.)	I _x (in. ⁴)	I _y (in. ⁴)	S _x (in. ³)	M _{rx} (in.kips)	L _u (in.)	Shear V _r (kips)	I _x defl. (in. ⁴)
362T125-33	1.44	0.377	0.438	0.0301	0.232	5.17	25.7	1.31	0.381
362T125-43	1.44	0.375	0.571	0.0389	0.302	7.27	25.8	2.22	0.525
362T125-54	1.45	0.373	0.723	0.0482	0.378	14.00	20.9	4.31	0.671
362T125-68	1.45	0.370	0.921	0.0598	0.475	19.20	21.0	6.02	0.901
362T125-97	1.47	0.365	1.340	0.0825	0.675	30.40	21.4	8.48	1.340
362T150-33	1.48	0.467	0.499	0.0499	0.264	5.36	30.9	1.31	0.409
362T150-43	1.48	0.465	0.650	0.0645	0.343	7.57	31.0	2.22	0.567
362T150-54	1.48	0.463	0.823	0.0801	0.431	14.60	25.2	4.31	0.726
362T150-68	1.49	0.460	1.050	0.0996	0.542	20.20	25.3	6.02	0.982
362T150-97	1.51	0.454	1.530	0.1380	0.771	33.00	25.8	8.48	1.530
362T200-33	1.53	0.645	0.619	0.1100	0.328	5.65	41.0	1.31	0.458
362T200-43	1.53	0.643	0.808	0.1420	0.427	8.03	41.1	2.22	0.640
362T200-54	1.54	0.641	1.020	0.1770	0.536	15.50	33.4	4.31	0.819
362T200-68	1.55	0.638	1.310	0.2210	0.675	21.60	33.6	6.02	1.120
362T200-97	1.57	0.632	1.920	0.3090	0.963	36.20	34.3	8.48	1.820
400T125-33	1.56	0.371	0.549	0.0309	0.265	5.97	25.6	1.20	0.480
400T125-43	1.56	0.369	0.716	0.0398	0.344	8.37	25.6	2.22	0.660
400T125-54	1.57	0.367	0.904	0.0494	0.431	16.10	20.8	4.31	0.842
400T125-68	1.58	0.364	1.150	0.0612	0.541	22.00	20.9	6.66	1.130
400T125-97	1.59	0.358	1.670	0.0846	0.768	34.60	21.1	9.39	1.670
400T150-33	1.60	0.460	0.622	0.0513	0.300	6.19	30.8	1.20	0.514
400T150-43	1.60	0.458	0.811	0.0662	0.390	8.71	30.9	2.22	0.711
400T150-54	1.61	0.456	1.030	0.0823	0.489	16.80	25.1	4.31	0.908
400T150-68	1.62	0.453	1.310	0.1020	0.615	23.10	25.2	6.66	1.220
400T150-97	1.64	0.447	1.900	0.1420	0.874	37.40	25.6	9.39	1.900
400T200-33	1.67	0.639	0.768	0.1130	0.371	6.53	41.0	1.20	0.574
400T200-43	1.67	0.637	1.000	0.1460	0.482	9.23	41.1	2.22	0.799
400T200-54	1.67	0.635	1.270	0.1820	0.604	17.80	33.4	4.31	1.020
400T200-68	1.69	0.632	1.620	0.2270	0.761	24.70	33.6	6.66	1.390
400T200-97	1.71	0.626	2.360	0.3180	1.090	41.00	34.1	9.39	2.240

CSSBI LIGHTWEIGHT STEEL FRAMING MANUFACTURER MEMBERS:

BAILEY METAL PRODUCTS EB METAL

IMPERIAL SHEET METAL
LTD.

STEELFORM BUILDING
PRODUCTS

TREBOR BUILDING
PRODUCTS LTD.

Track Section Properties

Track Designation	DIMENSIONS			Weight (lbs/ft)	Yield F _y (ksi)	Area (in. ²)	x _{ca} (in.)	x _o (in.)	C _w (in. ⁶)	J (in. ⁴)	j (in.)
	Thickness t (in.)	Depth A (in.)	Flange B (in.)								
600T125-33	0.0346	6.076	1.25	1.00	33	0.294	0.196	0.516	0.238	0.000117	4.22
600T125-43	0.0451	6.071	1.25	1.30	33	0.383	0.200	0.513	0.307	0.000260	4.24
600T125-54	0.0566	6.085	1.25	1.63	50	0.480	0.204	0.508	0.384	0.000513	4.27
600T125-68	0.0713	6.107	1.25	2.06	50	0.605	0.210	0.503	0.483	0.001030	4.32
600T125-97	0.1017	6.153	1.25	2.93	50	0.862	0.221	0.491	0.685	0.002970	4.41
600T150-33	0.0346	6.076	1.50	1.06	33	0.311	0.262	0.684	0.390	0.000124	3.80
600T150-43	0.0451	6.071	1.50	1.38	33	0.405	0.265	0.680	0.504	0.000275	3.81
600T150-54	0.0566	6.085	1.50	1.73	50	0.509	0.269	0.675	0.632	0.000543	3.83
600T150-68	0.0713	6.107	1.50	2.18	50	0.641	0.275	0.669	0.797	0.001090	3.87
600T150-97	0.1017	6.153	1.50	3.11	50	0.913	0.285	0.656	1.140	0.003150	3.94
600T200-33	0.0346	6.076	2.00	1.18	33	0.346	0.411	1.050	0.847	0.000138	3.44
600T200-43	0.0451	6.071	2.00	1.53	33	0.451	0.414	1.040	1.100	0.000305	3.45
600T200-54	0.0566	6.085	2.00	1.92	50	0.565	0.418	1.040	1.380	0.000604	3.46
600T200-68	0.0713	6.107	2.00	2.42	50	0.712	0.422	1.030	1.750	0.001210	3.48
600T200-97	0.1017	6.153	2.00	3.45	50	1.010	0.432	1.020	2.510	0.003500	3.52
800T125-43	0.0451	8.071	1.25	1.61	33	0.473	0.166	0.436	0.589	0.000321	6.95
800T125-54	0.0566	8.085	1.25	2.02	50	0.594	0.171	0.432	0.735	0.000634	7.01
800T125-68	0.0713	8.107	1.25	2.54	50	0.748	0.177	0.427	0.920	0.001270	7.08
800T125-97	0.1017	8.153	1.25	3.63	50	1.070	0.189	0.417	1.300	0.003670	7.21
800T150-43	0.0451	8.071	1.50	1.69	33	0.496	0.221	0.584	0.972	0.000336	6.03
800T150-54	0.0566	8.085	1.50	2.12	50	0.622	0.226	0.580	1.220	0.000664	6.07
800T150-68	0.0713	8.107	1.50	2.67	50	0.783	0.231	0.575	1.530	0.001330	6.12
800T150-97	0.1017	8.153	1.50	3.80	50	1.120	0.243	0.564	2.160	0.003850	6.23
800T200-43	0.0451	8.071	2.00	1.84	33	0.541	0.349	0.913	2.120	0.000367	5.04
800T200-54	0.0566	8.085	2.00	2.31	50	0.679	0.353	0.908	2.660	0.000725	5.07
800T200-68	0.0713	8.107	2.00	2.91	50	0.854	0.358	0.902	3.360	0.001450	5.10
800T200-97	0.1017	8.153	2.00	4.15	50	1.220	0.369	0.889	4.790	0.004200	5.17

Track Designation	r _x (in.)	r _y (in.)	I _x (in. ⁴)	I _y (in. ⁴)	S _r (in. ³)	M _{rx} (in.kips)	L _u (in.)	Shear V _r (kips)	I _x defl. (in.)
600T125-33	2.20	0.339	1.430	0.0338	0.465	8.81	24.8	0.795	1.20
600T125-43	2.20	0.337	1.860	0.0436	0.604	13.70	24.8	1.760	1.72
600T125-54	2.21	0.335	2.340	0.0540	0.756	26.60	20.1	3.480	2.19
600T125-68	2.22	0.333	2.970	0.0670	0.950	38.60	20.1	6.840	2.92
600T125-97	2.23	0.327	4.280	0.0925	1.350	60.60	20.1	13.900	4.28
600T150-33	2.26	0.426	1.590	0.0566	0.517	8.99	30.3	0.795	1.27
600T150-43	2.26	0.425	2.070	0.0731	0.673	14.10	30.2	1.760	1.83
600T150-54	2.27	0.422	2.610	0.0908	0.843	27.40	24.5	3.480	2.33
600T150-68	2.27	0.420	3.310	0.1130	1.060	40.10	24.5	6.840	3.13
600T150-97	2.29	0.414	4.780	0.1570	1.500	65.00	24.6	13.900	4.78
600T200-33	2.35	0.604	1.910	0.1260	0.622	9.89	40.9	0.795	1.50
600T200-43	2.35	0.602	2.490	0.1630	0.809	16.80	40.9	1.760	2.06
600T200-54	2.36	0.600	3.140	0.2040	1.010	32.30	33.2	3.480	2.62
600T200-68	2.37	0.597	3.990	0.2540	1.280	43.80	33.3	6.840	3.51
600T200-97	2.39	0.592	5.770	0.3550	1.820	70.50	33.5	13.900	5.51
800T125-43	2.82	0.311	3.770	0.0459	0.924	19.00	23.8	1.320	3.34
800T125-54	2.83	0.310	4.750	0.0569	1.160	37.00	19.3	2.600	4.26
800T125-68	2.83	0.307	6.000	0.0705	1.450	54.70	19.2	5.220	5.83
800T125-97	2.84	0.302	8.610	0.0974	2.060	92.80	19.2	13.900	8.61
800T150-43	2.89	0.395	4.140	0.0775	1.020	19.40	29.3	1.320	3.52
800T150-54	2.90	0.393	5.210	0.0962	1.270	38.00	23.8	2.600	4.49
800T150-68	2.90	0.391	6.590	0.1200	1.600	56.50	23.8	5.220	6.19
800T150-97	2.91	0.386	9.480	0.1660	2.270	98.60	23.7	13.900	9.48
800T200-43	3.01	0.569	4.890	0.1750	1.200	20.10	40.3	1.320	3.82
800T200-54	3.01	0.567	6.150	0.2180	1.500	39.20	32.7	2.600	4.88
800T200-68	3.02	0.564	7.790	0.2720	1.890	58.90	32.7	5.220	6.81
800T200-97	3.03	0.558	11.200	0.3800	2.680	106.00	32.7	13.900	10.80

CSSBI LIGHTWEIGHT STEEL FRAMING MANUFACTURER MEMBERS:

BAILEY METAL PRODUCTS EB METAL

IMPERIAL SHEET METAL LTD.

STEEFORM BUILDING PRODUCTS

TREBOR BUILDING PRODUCTS LTD.

Track Section Properties

Track Designation	DIMENSIONS			Weight (lbs/ft)	Yield F _y (ksi)	Area (in. ²)	x _{ca} (in.)	x _o (in.)	C _w (in. ⁶)	J (in. ⁴)	j (in.)
	Thickness t (in.)	Depth A (in.)	Flange B (in.)								
1000T125-54	0.0566	10.085	1.25	2.41	50	0.707	0.148	0.376	1.21	0.000755	10.60
1000T125-68	0.0713	10.107	1.25	3.03	50	0.890	0.154	0.372	1.51	0.001510	10.70
1000T125-97	0.1017	10.153	1.25	4.32	50	1.270	0.167	0.363	2.12	0.004380	10.80
1000T150-54	0.0566	10.085	1.50	2.50	50	0.735	0.195	0.509	2.01	0.000785	8.99
1000T150-68	0.0713	10.107	1.50	3.15	50	0.926	0.201	0.505	2.52	0.001570	9.07
1000T150-97	0.1017	10.153	1.50	4.49	50	1.320	0.213	0.495	3.56	0.004550	9.22
1000T200-54	0.0566	10.085	2.00	2.69	50	0.792	0.306	0.809	4.43	0.000845	7.20
1000T200-68	0.0713	10.107	2.00	3.39	50	0.997	0.312	0.803	5.58	0.001690	7.24
1000T200-97	0.1017	10.153	2.00	4.84	50	1.420	0.323	0.791	7.92	0.004900	7.35
1200T125-68	0.0713	12.107	1.25	3.51	50	1.030	0.138	0.329	2.27	0.001750	15.10
1200T125-97	0.1017	12.153	1.25	5.01	50	1.470	0.151	0.322	3.17	0.005080	15.30
1200T150-68	0.0713	12.107	1.50	3.64	50	1.070	0.179	0.450	3.79	0.001810	12.70
1200T150-97	0.1017	12.153	1.50	5.18	50	1.520	0.191	0.441	5.33	0.005250	12.90
1200T200-68	0.0713	12.107	2.00	3.88	50	1.140	0.277	0.725	8.43	0.001930	9.91
1200T200-97	0.1017	12.153	2.00	5.53	50	1.620	0.289	0.714	11.90	0.005600	10.00
1400T125-68	0.0713	14.107	1.25	4.00	50	1.180	0.125	0.296	3.19	0.001990	20.30
1400T125-97	0.1017	14.153	1.25	5.70	50	1.680	0.138	0.289	4.44	0.005780	20.60
1400T150-68	0.0713	14.107	1.50	4.12	50	1.210	0.162	0.407	5.35	0.002050	17.00
1400T150-97	0.1017	14.153	1.50	5.88	50	1.730	0.175	0.399	7.50	0.005950	17.30
1400T200-68	0.0713	14.107	2.00	4.36	50	1.280	0.250	0.661	11.90	0.002170	13.10
1400T200-97	0.1017	14.153	2.00	6.22	50	1.830	0.263	0.651	16.90	0.006300	13.20

Track Designation	r _x (in.)	r _y (in.)	I _x (in. ⁴)	I _y (in. ⁴)	S _r (in. ³)	M _{rx} (in.kips)	L _u (in.)	Shear V _r (kips)	I _k def. (in. ⁴)
1000T125-54	3.43	0.289	8.33	0.0588	1.630	47.5	18.5	2.08	7.13
1000T125-68	3.44	0.286	10.50	0.0730	2.050	70.8	18.5	4.17	9.86
1000T125-97	3.45	0.282	15.10	0.1010	2.910	124.0	18.4	12.10	15.10
1000T150-54	3.51	0.369	9.06	0.1000	1.780	48.5	23.0	2.08	7.46
1000T150-68	3.52	0.366	11.40	0.1240	2.230	72.9	23.0	4.17	10.40
1000T150-97	3.53	0.362	16.40	0.1720	3.170	131.0	22.9	12.10	16.40
1000T200-54	3.64	0.537	10.50	0.2280	2.060	50.0	32.0	2.08	8.03
1000T200-68	3.65	0.534	13.30	0.2850	2.590	75.7	32.0	4.17	11.30
1000T200-97	3.66	0.529	19.10	0.3980	3.690	139.0	31.9	12.10	18.40
1200T125-68	4.04	0.269	16.80	0.0747	2.750	87.0	17.8	3.46	15.10
1200T125-97	4.04	0.265	24.10	0.1030	3.900	155.0	17.6	10.10	23.60
1200T150-68	4.12	0.346	18.10	0.1280	2.960	89.3	22.2	3.46	15.80
1200T150-97	4.13	0.341	26.00	0.1770	4.210	163.0	22.1	10.10	25.50
1200T200-68	4.27	0.508	20.80	0.2940	3.390	92.6	31.2	3.46	17.10
1200T200-97	4.28	0.503	29.80	0.4110	4.820	172.0	31.1	10.10	28.20
1400T125-68	4.63	0.254	25.20	0.0761	3.540	103.0	17.1	2.97	21.60
1400T125-97	4.64	0.251	36.00	0.1050	5.020	186.0	16.9	8.64	34.20
1400T150-68	4.72	0.328	27.00	0.1300	3.790	106.0	21.5	2.97	22.60
1400T150-97	4.73	0.324	38.60	0.1810	5.380	195.0	21.4	8.64	36.80
1400T200-68	4.88	0.485	30.60	0.3020	4.290	109.0	30.5	2.97	24.20
1400T200-97	4.89	0.480	43.80	0.4210	6.100	205.0	30.3	8.64	40.40

CSSBI LIGHTWEIGHT STEEL FRAMING MANUFACTURER MEMBERS:

BAILEY METAL PRODUCTS EB METAL

IMPERIAL SHEET METAL
LTD.STEELFORM BUILDING
PRODUCTSTREBOR BUILDING
PRODUCTS LTD.

Bridging Channel Section Properties

Bridging Channel Designation	DIMENSIONS			Weight (lbs/ft)	Yield F_y (ksi)	Area (in. ²)	x_{ca} (in.)	x_o (in.)	C_w (in. ⁶)	J (in. ⁴)	j (in.)
	Thickness t (in.)	Depth A (in.)	Flange B (in.)								
75U50-54	0.0566	0.750	0.50	0.297	33	0.0871	0.174	0.335	0.000189	0.0000931	0.461
75U50-54	0.0566	0.750	0.50	0.297	50	0.0871	0.174	0.335	0.000189	0.0000931	0.461
150U50-43	0.0451	1.500	0.50	0.357	33	0.1050	0.121	0.257	0.000870	0.0000712	0.799
150U50-43	0.0451	1.500	0.50	0.357	50	0.1050	0.121	0.257	0.000870	0.0000712	0.799
150U50-54	0.0566	1.500	0.50	0.441	33	0.1300	0.126	0.254	0.001040	0.0001380	0.787
150U50-54	0.0566	1.500	0.50	0.441	50	0.1300	0.126	0.254	0.001040	0.0001380	0.787
150U75-54	0.0566	1.500	0.75	0.537	33	0.1580	0.216	0.458	0.003230	0.0001690	0.831
150U75-54	0.0566	1.500	0.75	0.537	50	0.1580	0.216	0.458	0.003230	0.0001690	0.831

Bridging Channel Designation	r_x (in.)	r_y (in.)	I_x (in. ⁴)	I_y (in. ⁴)	S_x (in. ³)	M_{rx} (in.kips)	L_u (in.)	Shear V_r (kips)	I_k def. (in. ⁴)
75U50-54	0.289	0.156	0.00727	0.00212	0.0194	0.576	15.8	0.419	0.00727
75U50-54	0.289	0.156	0.00727	0.00212	0.0194	0.873	11.2	0.634	0.00727
150U50-43	0.555	0.147	0.03240	0.00227	0.0432	1.280	11.0	0.905	0.03240
150U50-43	0.555	0.147	0.03240	0.00227	0.0432	1.940	8.7	1.370	0.03240
150U50-54	0.549	0.145	0.03900	0.00274	0.0520	1.540	11.6	1.090	0.03900
150U50-54	0.549	0.145	0.03900	0.00274	0.0520	2.340	9.0	1.650	0.03900
150U75-54	0.583	0.234	0.05370	0.00866	0.0717	2.130	17.2	1.090	0.05370
150U75-54	0.583	0.234	0.05370	0.00866	0.0717	3.170	13.4	1.650	0.05370

CSSBI LIGHTWEIGHT STEEL FRAMING MANUFACTURER MEMBERS:

BAILEY METAL PRODUCTS EB METAL

IMPERIAL SHEET METAL LTD.

STEELFORM BUILDING PRODUCTS

TREBOR BUILDING PRODUCTS LTD.

Wind Bearing Stud Allowable Height Tables

(Maximum allowable single span in feet)

Specified Wind Load		5 psf			10 psf			15 psf			20 psf			25 psf			30 psf		
LSD Factored Wind Load		7 psf			14 psf			21 psf			28 psf			35 psf			42 psf		
Designation	Deflection or Strength	Stud Spacing (in.)			Stud Spacing (in.)			Stud Spacing (in.)			Stud Spacing (in.)			Stud Spacing (in.)			Stud Spacing (in.)		
		12	16	24	12	16	24	12	16	24	12	16	24	12	16	24	12	16	24
362S125-33	Strength	22.3	19.3	15.7	15.7	13.6	11.1	12.9	11.1	9.1	11.1	9.6	7.9	10.0	8.6	7.0	9.1	7.9	6.4
	L/360	15.3	13.9	12.2	12.2	11.1	9.7	10.6	9.7	8.4	9.7	8.8	7.7	9.0	8.2	7.1	8.4	7.7	6.7
	Web Crippling	90.8	68.1	45.4	45.4	34.1	22.7	30.3	22.7	15.1	22.7	17.0	11.4	18.2	13.6	9.1	15.1	11.4	7.6
362S125-43	Strength	26.8	23.2	19.0	19.0	16.4	13.4	15.5	13.4	11.0	13.4	11.6	9.5	12.0	10.4	8.5	11.0	9.5	7.8
	L/360	16.7	15.2	13.3	13.3	12.1	10.5	11.6	10.5	9.2	10.5	9.6	8.4	9.8	8.9	7.8	9.2	8.4	7.3
	Web Crippling	152.0	114.0	75.9	75.9	56.9	37.9	50.6	37.9	25.3	37.9	28.5	19.0	30.3	22.8	15.2	25.3	19.0	12.6
362S125-54	Strength	36.1	31.3	25.5	25.5	22.1	18.1	20.9	18.1	14.7	18.1	15.6	12.8	16.2	14.0	11.4	14.7	12.8	10.4
	L/360	17.9	16.2	14.2	14.2	12.9	11.3	12.4	11.3	9.8	11.3	10.2	8.9	10.5	9.5	8.3	9.8	8.9	7.8
	Web Crippling	342.0	257.0	171.0	171.0	128.0	85.5	114.0	85.5	57.0	85.5	64.1	42.8	68.4	51.3	34.2	57.0	42.8	28.5
362S162-33	Strength	27.1	23.5	19.2	19.2	16.6	13.5	15.6	13.5	11.1	13.5	11.7	9.6	12.1	10.5	8.6	11.1	9.6	7.8*
	L/360	16.9	15.3	13.4	13.4	12.2	10.6	11.7	10.6	9.3	10.6	9.7	8.4	9.9	9.0	7.8	9.3	8.4	7.4
	Web Crippling	90.8	68.1	45.4	45.4	34.1	22.7	30.3	22.7	15.1	22.7	17.0	11.4	18.2	13.6	9.1	15.1	11.4	7.6
362S162-43	Strength	32.1	27.8	22.7	22.7	19.6	16.0	18.5	16.0	13.1	16.0	13.9	11.3	14.3	12.4	10.1	13.1	11.3	9.3
	L/360	18.4	16.7	14.6	14.6	13.2	11.6	12.7	11.6	10.1	11.6	10.5	9.2	10.7	9.8	8.5	10.1	9.2	8.0
	Web Crippling	152.0	114.0	75.9	75.9	56.9	37.9	50.6	37.9	25.3	37.9	28.5	19.0	30.3	22.8	15.2	25.3	19.0	12.6
362S162-54	Strength	42.9	37.1	30.3	30.3	26.2	21.4	24.7	21.4	17.5	21.4	18.6	15.2	19.2	16.6	13.6	17.5	15.2	12.4
	L/360	19.7	17.9	15.6	15.6	14.2	12.4	13.6	12.4	10.8	12.4	11.3	9.8	11.5	10.5	9.1	10.8	9.8	8.6
	Web Crippling	342.0	257.0	171.0	171.0	128.0	85.5	114.0	85.5	57.0	85.5	64.1	42.8	68.4	51.3	34.2	57.0	42.8	28.5
362S162-68	Strength	48.9	42.3	34.5	34.5	29.9	24.4	28.2	24.4	19.9	24.4	21.2	17.3	21.8	18.9	15.4	19.9	17.3	14.1
	L/360	21.0	19.1	16.7	16.7	15.2	13.3	14.6	13.3	11.6	13.3	12.0	10.5	12.3	11.2	9.8	11.6	10.5	9.2
	Web Crippling	508.0	381.0	254.0	254.0	191.0	127.0	169.0	127.0	84.7	127.0	95.3	63.5	102.0	76.2	50.8	84.7	63.5	42.3
362S162-97	Strength	56.6	49.0	40.0	40.0	34.7	28.3	32.7	28.3	23.1	28.3	24.5	20.0	25.3	21.9	17.9	23.1	20.0	16.3
	L/360	23.2	21.1	18.4	18.4	16.7	14.6	16.1	14.6	12.8	14.6	13.3	11.6	13.6	12.3	10.8	12.8	11.6	10.1
	Web Crippling	685.0	514.0	343.0	343.0	257.0	171.0	228.0	171.0	114.0	171.0	128.0	85.6	137.0	103.0	68.5	114.0	85.6	57.1
400S125-33	Strength	23.5	20.4	16.6	16.6	14.4	11.8	13.6	11.8	9.6	11.8	10.2	8.3	10.5	9.1	7.4	9.6	8.3	6.8
	L/360	16.6	15.1	13.2	13.2	12.0	10.4	11.5	10.4	9.1	10.4	9.5	8.3	9.7	8.8	7.7	9.1	8.3	7.2
	Web Crippling	89.7	67.3	44.8	44.8	33.6	22.4	29.9	22.4	14.9	22.4	16.8	11.2	17.9	13.5	9.0	14.9	11.2	7.5
400S125-43	Strength	28.4	24.6	20.1	20.1	17.4	14.2	16.4	14.2	11.6	14.2	12.3	10.1	12.7	11.0	9.0	11.6	10.1	8.2
	L/360	18.1	16.4	14.3	14.3	13.0	11.4	12.5	11.4	9.9	11.4	10.3	9.0	10.6	9.6	8.4	9.9	9.0	7.9
	Web Crippling	150.0	113.0	75.1	75.1	56.3	37.5	50.0	37.5	25.0	37.5	28.2	18.8	30.0	22.5	15.0	25.0	18.8	12.5
400S125-54	Strength	38.3	33.2	27.1	27.1	23.5	19.2	22.1	19.2	15.6	19.2	16.6	13.5	17.1	14.8	12.1	15.6	13.5	11.1
	L/360	19.3	17.6	15.3	15.3	13.9	12.2	13.4	12.2	10.6	12.2	11.1	9.7	11.3	10.3	9.0	10.6	9.7	8.4
	Web Crippling	339.0	254.0	169.0	169.0	127.0	84.7	113.0	84.7	56.5	84.7	63.5	42.4	67.8	50.8	33.9	56.5	42.4	28.2
400S162-33	Strength	28.6	24.8	20.2	20.2	17.5	14.3	16.5	14.3	11.7	14.3	12.4	10.1	12.8	11.1	9.1*	11.7	10.1	8.3*
	L/360	18.2	16.5	14.5	14.5	13.1	11.5	12.6	11.5	10.0	11.5	10.4	9.1	10.6	9.7	8.5	10.0	9.1	8.0*
	Web Crippling	89.7	67.3	44.8	44.8	33.6	22.4	29.9	22.4	14.9	22.4	16.8	11.2	17.9	13.5	9.0	14.9	11.2	7.5
400S162-43	Strength	34.0	29.4	24.0	24.0	20.8	17.0	19.6	17.0	13.9	17.0	14.7	12.0	15.2	13.2	10.7	13.9	12.0	9.8
	L/360	19.8	18.0	15.7	15.7	14.3	12.5	13.7	12.5	10.9	12.5	11.3	9.9	11.6	10.5	9.2	10.9	9.9	8.7
	Web Crippling	150.0	113.0	75.1	75.1	56.3	37.5	50.0	37.5	25.0	37.5	28.2	18.8	30.0	22.5	15.0	25.0	18.8	12.5
400S162-54	Strength	45.4	39.3	32.1	32.1	27.8	22.7	26.2	22.7	18.5	22.7	19.7	16.0	20.3	17.6	14.4	18.5	16.0	13.1
	L/360	21.2	19.3	16.9	16.9	15.3	13.4	14.7	13.4	11.7	13.4	12.2	10.6	12.4	11.3	9.9	11.7	10.6	9.3
	Web Crippling	339.0	254.0	169.0	169.0	127.0	84.7	113.0	84.7	56.5	84.7	63.5	42.4	67.8	50.8	33.9	56.5	42.4	28.2
400S162-68	Strength	52.2	45.2	36.9	36.9	32.0	26.1	30.1	26.1	21.3	26.1	22.6	18.5	23.3	20.2	16.5	21.3	18.5	15.1
	L/360	22.7	20.7	18.0	18.0	16.4	14.3	15.8	14.3	12.5	14.3	13.0	11.4	13.3	12.1	10.6	12.5	11.4	9.9
	Web Crippling	504.0	378.0	252.0	252.0	189.0	126.0	168.0	126.0	84.0	126.0	94.5	63.0	101.0	75.6	50.4	84.0	63.0	42.0
400S162-97	Strength	60.6	52.5	42.8	42.8	37.1	30.3	35.0	30.3	24.7	30.3	26.5	21.4	27.1	23.5	19.2	24.7	21.4	17.5
	L/360	25.1	22.8	19.9	19.9	18.1	15.8	17.4	15.8	13.8	15.8	14.4	12.6	14.7	13.3	11.7	13.8	12.6	11.0
	Web Crippling	680.0	510.0	340.0	340.0	255.0	170.0	227.0	170.0	113.0	170.0	128.0	85.0	136.0	102.0	68.0	113.0	85.0	56.7
600S125-33	Strength	29.2	25.3	20.7	20.7	17.9	14.6	16.9	14.6	11.9	14.6	12.6	10.3	13.1	11.3	9.2*	11.9	10.3	8.4*
	L/360	22.7	20.6	18.0	18.0	16.4	14.3	15.8	14.3	12.5	14.3	13.0	11.4*	13.3	12.1	10.5*	12.5	11.4*	9.9*
	Web Crippling	84.4	63.3	42.2	42.2	31.7	21.1	28.1	21.1	14.1	21.1	15.8	10.6	16.9	12.7	8.4	14.1	10.6	7.0
600S125-43	Strength	35.8	31.0	25.3	25.3	21.9	17.9	20.6	17.9	14.6	17.9	15.5	12.6	16.0	13.8	11.3	14.6	12.6	10.3
	L/360	25.0	22.7	19.9	19.9	18.0	15.8	17.3	15.8	13.8	15.8	14.3	12.5	14.6	13.3	11.6	13.8	12.5	10.9
	Web Crippling	143.0	107.0	71.3	71.3	53.5	35.7	47.5	35.7	23.8	35.7	26.7	17.8	28.5	21.4	14.3	23.8	17.8	11.9
600S125-54	Strength	48.4	41.9	34.2	34.2	29.6	24.2	28.0	24.2	19.8	24.2	21.0	17.1	21.7	18.8	15.3	19.8	17.1	14.0
	L/360	26.8	24.4	21.3	21.3	19.4	16.9	18.6	16.9	14.8	16.9	15.4	13.4	15.7	14.3	12.5	14.8	13.4	11.7
	Web Crippling	324.0	243.0	162.0	162.0	122.0	81.0	108.0	81.0	54.0	81.0	60.8	40.5	64.8	48.6	32.4	54.0	40.5	27.0
600S162-33	Strength	35.8	31.0	25.3	25.3	21.9	17.9	20.6	17.9	14.6*	17.9	15.5	12.6*	16.0	13.9*	11.3*	14.6*	12.6*	10.3*
	L/360	25.0	22.7	19.8	19.8	18.0	15.8	17.3	15.8	13.8	15.8	14.3	12.5*	14.6	13.3*	11.6*	13.8	12.5*	10.9*
	Web Crippling	84.4	63.3	42.2	42.2	31.7	21.1	28.1	21.1	14.1	21.1	15.8	10.6	16.9	12.7	8.4	14.1	10.6	7.0
600S162-43	Strength	42.8	37.1	30.3	30.3	26.2	21.4	24.7	21.4	17.5	21.4	18.5	15.1	19.1	16.6	13.5	17.5	15.1	12.4*
	L/360	27.2	24.7	21.6	21.6	19.6	17.2	18.9	17.2	15.0	17.2	15							

Wind Bearing Stud Allowable Height Tables

(Maximum allowable single span in feet)

Specified Wind Load		35 psf			40 psf			45 psf			50 psf			55 psf			60 psf		
LSD Factored Wind Load		49 psf			56 psf			63 psf			70 psf			77 psf			84 psf		
Designation	Deflection or Strength	Stud Spacing (in.)			Stud Spacing (in.)			Stud Spacing (in.)			Stud Spacing (in.)			Stud Spacing (in.)			Stud Spacing (in.)		
		12	16	24	12	16	24	12	16	24	12	16	24	12	16	24	12	16	24
362S125-33	Strength	8.4	7.3	6.0	7.9	6.8	5.6	7.4	6.4	5.3*	7.0	6.1	5.0*	6.7	5.8	4.8*	6.4	5.6	4.6*
	L/360	8.0	7.3	6.4	7.7	7.0	6.1*	7.4	6.7	5.9*	7.1	6.5	5.7*	6.9	6.3*	5.5*	6.7	6.1*	5.3*
	Web Crippling	13.0	9.7	6.5	11.4	8.5	5.7	10.1	7.6	5.1	9.1	6.8	4.5	8.3	6.2	4.1	7.6	5.7	3.8
362S125-43	Strength	10.1	8.8	7.2	9.5	8.2	6.7	9.0	7.8	6.3	8.5	7.4	6.0	8.1	7.0	5.7	7.8	6.7	5.5
	L/360	8.7	7.9	6.9	8.4	7.6	6.6	8.0	7.3	6.4	7.8	7.1	6.2	7.5	6.8	6.0	7.3	6.6	5.8
	Web Crippling	21.7	16.3	10.8	19.0	14.2	9.5	16.9	12.6	8.4	15.2	11.4	7.6	13.8	10.3	6.9	12.6	9.5	6.3
362S125-54	Strength	13.7	11.8	9.7	12.8	11.1	9.0	12.0	10.4	8.5	11.4	9.9	8.1	10.9	9.4	7.7	10.4	9.0	7.4
	L/360	9.3	8.5	7.4	8.9	8.1	7.1	8.6	7.8	6.8	8.3	7.5	6.6	8.0	7.3	6.4	7.8	7.1	6.2
	Web Crippling	48.9	36.6	24.4	42.8	32.1	21.4	38.0	28.5	19.0	34.2	25.7	17.1	31.1	23.3	15.5	28.5	21.4	14.3
362S162-33	Strength	10.2	8.9	7.2*	9.6	8.3	6.8*	9.0	7.8*	6.4*	8.6	7.4*	6.1*	8.2	7.1*	5.8*	7.8*	6.8*	5.5*
	L/360	8.8	8.0	7.0*	8.4	7.7	6.7*	8.1	7.4	6.4*	7.8	7.1*	6.2*	7.6	6.9*	6.0*	7.4	6.7*	5.9*
	Web Crippling	13.0	9.7	6.5	11.4	8.5	5.7	10.1	7.6	5.1	9.1	6.8	4.5	8.3	6.2	4.1	7.6	5.7	3.8
362S162-43	Strength	12.1	10.5	8.6	11.3	9.8	8.0	10.7	9.3	7.6	10.1	8.8	7.2	9.7	8.4	6.8	9.3	8.0	6.6*
	L/360	9.6	8.7	7.6	9.2	8.3	7.3	8.8	8.0	7.0	8.5	7.7	6.8	8.3	7.5	6.6	8.0	7.3	6.4*
	Web Crippling	21.7	16.3	10.8	19.0	14.2	9.5	16.9	12.6	8.4	15.2	11.4	7.6	13.8	10.3	6.9	12.6	9.5	6.3
362S162-54	Strength	16.2	14.0	11.5	15.2	13.1	10.7	14.3	12.4	10.1	13.6	11.7	9.6	12.9	11.2	9.1	12.4	10.7	8.8
	L/360	10.3	9.3	8.2	9.8	8.9	7.8	9.5	8.6	7.5	9.1	8.3	7.3	8.9	8.0	7.0	8.6	7.8	6.8
	Web Crippling	48.9	36.6	24.4	42.8	32.1	21.4	38.0	28.5	19.0	34.2	25.7	17.1	31.1	23.3	15.5	28.5	21.4	14.3
362S162-68	Strength	18.5	16.0	13.1	17.3	15.0	12.2	16.3	14.1	11.5	15.4	13.4	10.9	14.7	12.8	10.4	14.1	12.2	10.0
	L/360	11.0	10.0	8.7	10.5	9.6	8.4	10.1	9.2	8.0	9.8	8.9	7.8	9.5	8.6	7.5	9.2	8.4	7.3
	Web Crippling	72.6	54.4	36.3	63.5	47.6	31.8	56.5	42.3	28.2	50.8	38.1	25.4	46.2	34.6	23.1	42.3	31.8	21.2
362S162-97	Strength	21.4	18.5	15.1	20.0	17.3	14.2	18.9	16.3	13.3	17.9	15.5	12.7	17.1	14.8	12.1	16.3	14.2	11.6
	L/360	12.1	11.0	9.6	11.6	10.5	9.2	11.2	10.1	8.9	10.8	9.8	8.6	10.4	9.5	8.3	10.1	9.2	8.1
	Web Crippling	97.9	73.4	48.9	85.6	64.2	42.8	76.1	57.1	38.1	68.5	51.4	34.3	62.3	46.7	31.1	57.1	42.8	28.5
400S125-33	Strength	8.9	7.7	6.3	8.3	7.2	5.9*	7.9	6.8	5.6*	7.4	6.5	5.3*	7.1	6.2*	5.0*	6.8	5.9*	4.8*
	L/360	8.7	7.9	6.9*	8.3	7.5	6.6*	8.0	7.2	6.3*	7.7	7.0*	6.1*	7.5	6.8*	5.9*	7.2	6.6*	5.8*
	Web Crippling	12.8	9.6	6.4	11.2	8.4	5.6	10.0	7.5	5.0	9.0	6.7	4.5	8.2	6.1	4.1	7.5	5.6	3.7
400S125-43	Strength	10.8	9.3	7.6	10.1	8.7	7.1	9.5	8.2	6.7	9.0	7.8	6.4	8.6	7.4	6.1	8.2	7.1	5.8
	L/360	9.4	8.6	7.5	9.0	8.2	7.2	8.7	7.9	6.9	8.4	7.6	6.7	8.1	7.4	6.5	7.9	7.2	6.3*
	Web Crippling	21.4	16.1	10.7	18.8	14.1	9.4	16.7	12.5	8.3	15.0	11.3	7.5	13.6	10.2	6.8	12.5	9.4	6.3
400S125-54	Strength	14.5	12.5	10.2	13.5	11.7	9.6	12.8	11.1	9.0	12.1	10.5	8.6	11.6	10.0	8.2	11.1	9.6	7.8
	L/360	10.1	9.2	8.0	9.7	8.8	7.7	9.3	8.4	7.4	9.0	8.2	7.1	8.7	7.9	6.9	8.4	7.7	6.7
	Web Crippling	48.4	36.3	24.2	42.4	31.8	21.2	37.7	28.2	18.8	33.9	25.4	16.9	30.8	23.1	15.4	28.2	21.2	14.1
400S162-33	Strength	10.8	9.4	7.7*	10.1	8.8*	7.2*	9.5	8.3*	6.8*	9.1*	7.8*	6.4*	8.6*	7.5*	6.1*	8.3*	7.2*	5.8*
	L/360	9.5	8.7	7.6*	9.1	8.3	7.2*	8.8	8.0*	7.0*	8.5	7.7*	6.7*	8.2*	7.4*	6.5*	8.0*	7.2*	6.3*
	Web Crippling	12.8	9.6	6.4	11.2	8.4	5.6	10.0	7.5	5.0	9.0	6.7	4.5	8.2	6.1	4.1	7.5	5.6	3.7
400S162-43	Strength	12.8	11.1	9.1	12.0	10.4	8.5	11.3	9.8	8.0	10.7	9.3	7.6*	10.2	8.9	7.2*	9.8	8.5	6.9*
	L/360	10.4	9.4	8.2	9.9	9.0	7.9	9.5	8.7	7.6	9.2	8.4	7.3	8.9	8.1	7.1*	8.7	7.9	6.9*
	Web Crippling	21.4	16.1	10.7	18.8	14.1	9.4	16.7	12.5	8.3	15.0	11.3	7.5	13.6	10.2	6.8	12.5	9.4	6.3
400S162-54	Strength	17.2	14.9	12.1	16.0	13.9	11.3	15.1	13.1	10.7	14.4	12.4	10.2	13.7	11.9	9.7	13.1	11.3	9.3
	L/360	11.1	10.1	8.8	10.6	9.7	8.4	10.2	9.3	8.1	9.9	9.0	7.8	9.6	8.7	7.6	9.3	8.4	7.4
	Web Crippling	48.4	36.3	24.2	42.4	31.8	21.2	37.7	28.2	18.8	33.9	25.4	16.9	30.8	23.1	15.4	28.2	21.2	14.1
400S162-68	Strength	19.7	17.1	14.0	18.5	16.0	13.0	17.4	15.1	12.3	16.5	14.3	11.7	15.7	13.6	11.1	15.1	13.0	10.7
	L/360	11.9	10.8	9.4	11.4	10.3	9.0	10.9	9.9	8.7	10.6	9.6	8.4	10.2	9.3	8.1	9.9	9.0	7.9
	Web Crippling	72.0	54.0	36.0	63.0	47.3	31.5	56.0	42.0	28.0	50.4	37.8	25.2	45.8	34.4	22.9	42.0	31.5	21.0
400S162-97	Strength	22.9	19.8	16.2	21.4	18.5	15.1	20.2	17.5	14.3	19.2	16.6	13.5	18.3	15.8	12.9	17.5	15.1	12.4
	L/360	13.1	11.9	10.4	12.6	11.4	10.0	12.1	11.0	9.6	11.7	10.6	9.3	11.3	10.3	9.0	11.0	10.0	8.7
	Web Crippling	97.2	72.9	48.6	85.0	63.8	42.5	75.6	56.7	37.8	68.0	51.0	34.0	61.8	46.4	30.9	56.7	42.5	28.3
600S125-33	Strength	11.0	9.6*	7.8*	10.3	8.9*	7.3*	9.7*	8.4*	6.9*	9.2*	8.0*	6.5*	8.8*	7.6*	6.2*	8.4*	7.3*	6.0*
	L/360	11.9	10.8*	9.4*	11.4*	10.3*	9.0*	10.9*	9.9*	8.7*	10.5*	9.6*	8.4*	10.2*	9.3*	8.1*	9.9*	9.0*	7.9*
	Web Crippling	12.1	9.1	6.0	10.6	7.9	5.3	9.4	7.0	4.7	8.4	6.3	4.2	7.7	5.8	3.8	7.0	5.3	3.5
600S125-43	Strength	13.5	11.7	9.6	12.6	10.9	8.9*	11.9	10.3	8.4*	11.3	9.8	8.0*	10.8	9.3	7.6*	10.3	8.9*	7.3*
	L/360	13.1	11.9	10.4*	12.5	11.4	9.9*	12.0	10.9	9.5*	11.6	10.5	9.2*	11.2	10.2*	8.9*	10.9	9.9*	8.7*
	Web Crippling	20.4	15.3	10.2	17.8	13.4	8.9	15.8	11.9	7.9	14.3	10.7	7.1	13.0	9.7	6.5	11.9	8.9	5.9
600S125-54	Strength	18.3	15.8	12.9	17.1	14.8	12.1	16.1	14.0	11.4	15.3	13.3	10.8	14.6	12.6	10.3	14.0	12.1	9.9
	L/360	14.0	12.7	11.1	13.4	12.2	10.6	12.9	11.7	10.2	12.5	11.3	9.9	12.1	11.0	9.6	11.7	10.6	9.3
	Web Crippling	46.3	34.7	23.1	40.5	30.4	20.3	36.0	27.0	18.0	32.4	24.3	16.2	29.5	22.1	14.7	27.0	20.3	13.5
600S162-33	Strength	13.5*	11.7*	9.6*	12.6*	11.0*	8.9*	11.9*	10.3*	8.4*	11.3*	9.8*	8.0*	10.8*	9.3*	7.6*	10.3*	8.9*	7.3*
	L/360	13.1*	11.9*	10.4*	12.5*	11.4*	9.9*	12.0*	10.9*	9.5*	11.6*	10.5*	9.2*	11.2*	10.2*	8.9*	10.9*	9.9*	8.7*
	Web Crippling	12.1	9.1	6.0	10.6	7.9	5.3	9.4	7.0	4.7	8.4	6.3	4.2	7.7	5.8	3.8	7.0	5.3	3.5
600S162-43	Strength	16.2	14.0	11.4*	15.1	13.1	10.7*	14.3	12.4*	10.1*	13.5	11.7*	9.6*	12.9	11.2*	9.1*	12.4*	10.7*	8.7*
	L/360	14.2	12.9	11.3*	13.6	12.4	10.8*	13.1	11.9*	10.4*	12.6	11.5*	10.0*	12.2	11.1*	9.7*	11.9*	10.8*	9.4*
	Web Crippling	20.4	15.3	10.2	17.8	13.4	8.9	15.8	11.9	7.9	14.3	10.7	7.1	13.0	9.7	6.5	11.9	8.9	5.9
600S162-54	Strength	21.6	18.7	15.3	20.2	17.5	14.3	19.1	16.5	13.5	18.1	15.7	12.8	17.3	14.9	12.2	16.5	14.3	11.7
	L/360	15.3	13.9	12.1	14.6	13.3	11.6	14.0	12.8	11.2	13.6	12.3	10.8	13.1	11.9	10.4	12.8	11.6	10.1
	Web Crippling	46.3	34.7	23.1	40.5	30.4	20.3	36.0	27.0	18.0	32.4	24.3	16.2	29.5	22.1	14.7	27.0	20.3	13.5
600S162-68	Strength	25.1	21.8	17.8	23.5														

Wind Bearing Stud Allowable Height Tables

(Maximum allowable single span in feet)

Specified Wind Load		5 psf			10 psf			15 psf			20 psf			25 psf			30 psf		
LSD Factored Wind Load		7 psf			14 psf			21 psf			28 psf			35 psf			42 psf		
Designation	Deflection or Strength	Stud Spacing (in.)			Stud Spacing (in.)			Stud Spacing (in.)			Stud Spacing (in.)			Stud Spacing (in.)			Stud Spacing (in.)		
		12	16	24	12	16	24	12	16	24	12	16	24	12	16	24	12	16	24
600S200-33	Strength	38.1	33.0	27.0	27.0	23.4	19.1	22.0	19.1	15.6*	19.1	16.5*	13.5*	17.1*	14.8*	12.1*	15.6*	13.5*	11.0*
	L/360	26.1	23.7	20.7	20.7	18.8	16.5	18.1	16.5	14.4*	16.5	15.0	13.1*	15.3	13.9*	12.1*	14.4*	13.1*	11.4*
	Web Crippling	84.4	63.3	42.2	42.2	31.7	21.1	28.1	21.1	14.1	21.1	15.8	10.6	16.9	12.7	8.4	14.1	10.6	7.0
600S200-43	Strength	45.6	39.5	32.2	32.2	27.9	22.8	26.3	22.8	18.6	22.8	19.7	16.1	20.4	17.7	14.4*	18.6	16.1	13.2*
	L/360	28.6	26.0	22.7	22.7	20.6	18.0	19.8	18.0	15.7	18.0	16.4	14.3	16.7	15.2	13.3	15.7	14.3	12.5*
	Web Crippling	143.0	107.0	71.3	71.3	53.5	35.7	47.5	35.7	23.8	35.7	26.7	17.8	28.5	21.4	14.3	23.8	17.8	11.9
600S200-54	Strength	60.8	52.7	43.0	43.0	37.2	30.4	35.1	30.4	24.8	30.4	26.3	21.5	27.2	23.6	19.2	24.8	21.5	17.6
	L/360	30.7	27.9	24.4	24.4	22.1	19.3	21.3	19.3	16.9	19.3	17.6	15.4	18.0	16.3	14.3	16.9	15.4	13.4
	Web Crippling	324.0	243.0	162.0	162.0	122.0	81.0	108.0	81.0	54.0	81.0	60.8	40.5	64.8	48.6	32.4	54.0	40.5	27.0
600S200-68	Strength	70.7	61.2	50.0	50.0	43.3	35.4	40.8	35.4	28.9	35.4	30.6	25.0	31.6	27.4	22.4	28.9	25.0	20.4
	L/360	33.0	29.9	26.2	26.2	23.8	20.8	22.8	20.8	18.1	20.8	18.9	16.5	19.3	17.5	15.3	18.1	16.5	14.4
	Web Crippling	485.0	363.0	242.0	242.0	182.0	121.0	162.0	121.0	80.8	121.0	90.9	60.6	96.9	72.7	48.5	80.8	60.6	40.4
600S200-97	Strength	87.0	75.4	61.5	61.5	53.3	43.5	50.2	43.5	35.5	43.5	37.7	30.8	38.9	33.7	27.5	35.5	30.8	25.1
	L/360	36.6	33.2	29.0	29.0	26.4	23.0	25.4	23.0	20.1	23.0	20.9	18.3	21.4	19.4	17.0	20.1	18.3	16.0
	Web Crippling	657.0	493.0	329.0	329.0	246.0	164.0	219.0	164.0	110.0	164.0	123.0	82.1	131.0	98.6	65.7	110.0	82.1	54.8
800S162-43	Strength	49.8	43.1	35.2	35.2	30.5	24.9*	28.7	24.9*	20.3*	24.9*	21.5*	17.6*	22.3*	19.3*	15.7*	20.3*	17.6*	14.4*
	L/360	33.9	30.8	26.9	26.9	24.5	21.4	23.5	21.4	18.7*	21.4	19.4*	17.0*	19.8*	18.0*	15.8*	18.7*	17.0*	14.8*
	Web Crippling	92.6	69.4	46.3	46.3	34.7	23.1	30.9	23.1	15.4	23.1	17.4	11.6	18.5	13.9	9.3	15.4	11.6	7.7
800S162-54	Strength	66.6	57.7	47.1	47.1	40.8	33.3	38.4	33.3	27.2	33.3	28.8	23.5	29.8	25.8	21.1	27.2	23.5	19.2*
	L/360	36.5	33.1	29.0	29.0	26.3	23.0	25.3	23.0	20.1	23.0	20.9	18.2	21.3	19.4	16.9	20.1	18.2	15.9
	Web Crippling	215.0	162.0	108.0	108.0	80.8	53.9	71.8	53.9	35.9	53.9	40.4	26.9	43.1	32.3	21.5	35.9	26.9	18.0
800S162-68	Strength	78.1	67.6	55.2	55.2	47.8	39.0	45.1	39.0	31.9	39.0	33.8	27.6	34.9	30.2	24.7	31.9	27.6	22.5
	L/360	39.5	35.9	31.3	31.3	28.5	24.9	27.4	24.9	21.7	24.9	22.6	19.7	23.1	21.0	18.3	21.7	19.7	17.2
	Web Crippling	331.0	248.0	165.0	165.0	124.0	82.7	110.0	82.7	55.1	82.7	62.0	41.3	66.2	49.6	33.1	55.1	41.3	27.6
800S162-97	Strength	98.6	85.4	69.7	69.7	60.4	49.3	56.9	49.3	40.3	49.3	42.7	34.9	44.1	38.2	31.2	40.3	34.9	28.5
	L/360	43.9	39.9	34.9	34.9	31.7	27.7	30.5	27.7	24.2	27.7	25.1	22.0	25.7	23.3	20.4	24.2	22.0	19.2
	Web Crippling	638.0	479.0	319.0	319.0	239.0	160.0	213.0	160.0	106.0	160.0	120.0	79.8	128.0	95.7	63.8	106.0	79.8	53.2
800S200-43	Strength	53.2	46.1	37.7	37.7	32.6	26.6*	30.7	26.6*	21.7*	26.6*	23.1*	18.8*	23.8*	20.6*	16.8*	21.7*	18.8*	15.4*
	L/360	35.9	32.6	28.5	28.5	25.9	22.6	24.9	22.6	19.8*	22.6	20.5*	17.9*	21.0*	19.1*	16.7*	19.8*	17.9*	15.7*
	Web Crippling	92.6	69.4	46.3	46.3	34.7	23.1	30.9	23.1	15.4	23.1	17.4	11.6	18.5	13.9	9.3	15.4	11.6	7.7
800S200-54	Strength	71.1	61.5	50.2	50.2	43.5	35.5	41.0	35.5	29.0	35.5	30.8	25.1	31.8	27.5	22.5*	29.0	25.1	20.5*
	L/360	38.6	35.0	30.6	30.6	27.8	24.3	26.7	24.3	21.2	24.3	22.1	19.3	22.6	20.5	17.9	21.2	19.3	16.8
	Web Crippling	215.0	162.0	108.0	108.0	80.8	53.9	71.8	53.9	35.9	53.9	40.4	26.9	43.1	32.3	21.5	35.9	26.9	18.0
800S200-68	Strength	83.1	72.0	58.8	58.8	50.9	41.6	48.0	41.6	33.9	41.6	36.0	29.4	37.2	32.2	26.3	33.9	29.4	24.0
	L/360	41.4	37.6	32.9	32.9	29.9	26.1	28.7	26.1	22.8	26.1	23.7	20.7	24.2	22.0	19.2	22.8	20.7	18.1
	Web Crippling	331.0	248.0	165.0	165.0	124.0	82.7	110.0	82.7	55.1	82.7	62.0	41.3	66.2	49.6	33.1	55.1	41.3	27.6
800S200-97	Strength	105.0	90.7	74.1	74.1	64.1	52.4	60.5	52.4	42.8	52.4	45.3	37.0	46.8	40.6	33.1	42.8	37.0	30.2
	L/360	46.1	41.9	36.6	36.6	33.2	29.0	31.9	29.0	25.3	29.0	26.4	23.0	26.9	24.5	21.4	25.3	23.0	20.1
	Web Crippling	638.0	479.0	319.0	319.0	239.0	160.0	213.0	160.0	106.0	160.0	120.0	79.8	128.0	95.7	63.8	106.0	79.8	53.2

CSSBI LIGHTWEIGHT STEEL FRAMING MANUFACTURER MEMBERS:

BAILEY METAL PRODUCTS EB METAL

IMPERIAL SHEET METAL LTD.

STEEFORM BUILDING PRODUCTS

TREBOR BUILDING PRODUCTS LTD.

Wind Bearing Stud Allowable Height Tables

(Maximum allowable single span in feet)

Specified Wind Load		35 psf			40 psf			45 psf			50 psf			55 psf			60 psf		
LSD Factored Wind Load		49 psf			56 psf			63 psf			70 psf			77 psf			84 psf		
Designation	Deflection or Strength	Stud Spacing (in.)			Stud Spacing (in.)			Stud Spacing (in.)			Stud Spacing (in.)			Stud Spacing (in.)			Stud Spacing (in.)		
		12	16	24	12	16	24	12	16	24	12	16	24	12	16	24	12	16	24
600S200-33	Strength	14.4*	12.5*	10.2*	13.5*	11.7*	9.5*	12.7*	11.0*	9.0*	12.1*	10.4*	8.5*	11.5*	10.0*	8.1*	11.0*	9.5*	7.8*
	L/360	13.7*	12.4*	10.8*	13.1*	11.9*	10.4*	12.6*	11.4*	10.0*	12.1*	11.0*	9.6*	11.7*	10.7*	9.3*	11.4*	10.4*	9.1*
	Web Crippling	12.1	9.1	6.0	10.6	7.9	5.3	9.4	7.0	4.7	8.4	6.3	4.2	7.7	5.8	3.8	7.0	5.3	3.5
600S200-43	Strength	17.2	14.9	12.2*	16.1	14.0*	11.4*	15.2	13.2*	10.7*	14.4*	12.5*	10.2*	13.7*	11.9*	9.7*	13.2*	11.4*	9.3*
	L/360	15.0	13.6	11.9*	14.3	13.0	11.4*	13.8	12.5*	10.9*	13.3	12.1*	10.5*	12.9	11.7*	10.2*	12.5*	11.4*	9.9*
	Web Crippling	20.4	15.3	10.2	17.8	13.4	8.9	15.8	11.9	7.9	14.3	10.7	7.1	13.0	9.7	6.5	11.9	8.9	5.9
600S200-54	Strength	23.0	19.9	16.3	21.5	18.6	15.2	20.3	17.6	14.3	19.2	16.7	13.6	18.3	15.9	13.0	17.6	15.2	12.4
	L/360	16.1	14.6	12.7	15.4	14.0	12.2	14.8	13.4	11.7	14.3	13.0	11.3	13.8	12.5	11.0	13.4	12.2	10.6
	Web Crippling	46.3	34.7	23.1	40.5	30.4	20.3	36.0	27.0	18.0	32.4	24.3	16.2	29.5	22.1	14.7	27.0	20.3	13.5
600S200-68	Strength	26.7	23.1	18.9	25.0	21.6	17.7	23.6	20.4	16.7	22.4	19.4	15.8	21.3	18.5	15.1	20.4	17.7	14.4
	L/360	17.2	15.6	13.7	16.5	15.0	13.1	15.8	14.4	12.6	15.3	13.9	12.1	14.8	13.5	11.8	14.4	13.1	11.4
	Web Crippling	69.2	51.9	34.6	60.6	45.4	30.3	53.8	40.4	26.9	48.5	36.3	24.2	44.1	33.0	22.0	40.4	30.3	20.2
600S200-97	Strength	32.9	28.5	23.3	30.8	26.6	21.8	29.0	25.1	20.5	27.5	23.8	19.5	26.2	22.7	18.6	25.1	21.8	17.8
	L/360	19.1	17.4	15.2	18.3	16.6	14.5	17.6	16.0	14.0	17.0	15.4	13.5	16.4	14.9	13.1	16.0	14.5	12.7
	Web Crippling	93.9	70.4	46.9	82.1	61.6	41.1	73.0	54.8	36.5	65.7	49.3	32.9	59.7	44.8	29.9	54.8	41.1	27.4
800S162-43	Strength	18.8*	16.3*	13.3*	17.6*	15.2*	12.4*	16.6*	14.4*	11.7*	15.7*	13.6*	11.1*	15.0*	13.0*	10.6*	14.4*	12.4*	10.2*
	L/360	17.7*	16.1*	14.1*	17.0*	15.4*	13.5*	16.3*	14.8*	13.0*	15.8*	14.3*	12.5*	15.3*	13.9*	12.1*	14.8*	13.5*	11.8*
	Web Crippling	13.2	9.9	6.6	11.6	8.7	5.8	10.3	7.7	5.1	9.3	6.9	4.6	8.4	6.3	4.2	7.7	5.8	3.9
800S162-54	Strength	25.2	21.8	17.8*	23.5	20.4*	16.6*	22.2	19.2*	15.7*	21.1	18.2*	14.9*	20.1*	17.4*	14.2*	19.2*	16.6*	13.6*
	L/360	19.1	17.3	15.1	18.2	16.6	14.5*	17.5	15.9	13.9*	16.9	15.4	13.4*	16.4	14.9*	13.0*	15.9	14.5*	12.6*
	Web Crippling	30.8	23.1	15.4	26.9	20.2	13.5	23.9	18.0	12.0	21.5	16.2	10.8	19.6	14.7	9.8	18.0	13.5	9.0
800S162-68	Strength	29.5	25.6	20.9	27.6	23.9	19.5	26.0	22.5	18.4*	24.7	21.4	17.5*	23.5	20.4	16.6*	22.5	19.5	15.9*
	L/360	20.6	18.7	16.4	19.7	17.9	15.7	19.0	17.2	15.1	18.3	16.6	14.5	17.7	16.1	14.1	17.2	15.7	13.7
	Web Crippling	47.3	35.4	23.6	41.3	31.0	20.7	36.8	27.6	18.4	33.1	24.8	16.5	30.1	22.6	15.0	27.6	20.7	13.8
800S162-97	Strength	37.3	32.3	26.4	34.9	30.2	24.7	32.9	28.5	23.2	31.2	27.0	22.0	29.7	25.7	21.0	28.5	24.7	20.1
	L/360	23.0	20.9	18.2	22.0	20.0	17.4	21.1	19.2	16.8	20.4	18.5	16.2	19.8	17.9	15.7	19.2	17.4	15.2
	Web Crippling	91.2	68.4	45.6	79.8	59.8	39.9	70.9	53.2	35.5	63.8	47.9	31.9	58.0	43.5	29.0	53.2	39.9	26.6
800S200-43	Strength	20.1*	17.4*	14.2*	18.8*	16.3*	13.3*	17.7*	15.4*	12.6*	16.8*	14.6*	11.9*	16.1*	13.9*	11.4*	15.4*	13.3*	10.9*
	L/360	18.8*	17.0*	14.9*	17.9*	16.3*	14.2*	17.3*	15.7*	13.7*	16.7*	15.1*	13.2*	16.1*	14.7*	12.8*	15.7*	14.2*	12.4*
	Web Crippling	13.2	9.9	6.6	11.6	8.7	5.8	10.3	7.7	5.1	9.3	6.9	4.6	8.4	6.3	4.2	7.7	5.8	3.9
800S200-54	Strength	26.9	23.3*	19.0*	25.1	21.8*	17.8*	23.7	20.5*	16.7*	22.5*	19.5*	15.9*	21.4*	18.6*	15.1*	20.5*	17.8*	14.5*
	L/360	20.2	18.3	16.0*	19.3	17.5	15.3*	18.5	16.8	14.7*	17.9	16.3*	14.2*	17.3	15.8*	13.8*	16.8	15.3*	13.4*
	Web Crippling	30.8	23.1	15.4	26.9	20.2	13.5	23.9	18.0	12.0	21.5	16.2	10.8	19.6	14.7	9.8	18.0	13.5	9.0
800S200-68	Strength	31.4	27.2	22.2	29.4	25.4	20.8*	27.7	24.0	19.6*	26.3	22.8	18.6*	25.1	21.7	17.7*	24.0	20.8*	17.0*
	L/360	21.6	19.7	17.2	20.7	18.8	16.4	19.9	18.1	15.8	19.2	17.5	15.3	18.6	16.9	14.8	18.1	16.4	14.4*
	Web Crippling	47.3	35.4	23.6	41.3	31.0	20.7	36.8	27.6	18.4	33.1	24.8	16.5	30.1	22.6	15.0	27.6	20.7	13.8
800S200-97	Strength	39.6	34.3	28.0	37.0	32.1	26.2	34.9	30.2	24.7	33.1	28.7	23.4	31.6	27.3	22.3	30.2	26.2	21.4
	L/360	24.1	21.9	19.1	23.0	20.9	18.3	22.1	20.1	17.6	21.4	19.4	17.0	20.7	18.8	16.4	20.1	18.3	16.0
	Web Crippling	91.2	68.4	45.6	79.8	59.8	39.9	70.9	53.2	35.5	63.8	47.9	31.9	58.0	43.5	29.0	53.2	39.9	26.6

CSSBI LIGHTWEIGHT STEEL FRAMING MANUFACTURER MEMBERS:

BAILEY METAL PRODUCTS EB METAL

IMPERIAL SHEET METAL LTD.

STEEFORM BUILDING PRODUCTS

TREBOR BUILDING PRODUCTS LTD.

Combined Axial and Lateral Loadbearing Stud Tables

Maximum factored axial compressive resistance per stud (kips)

			0 psf Factored Lateral Load												SHEATHED		
Wall Height (ft)	Spacing (in.) o.c.	Maximum Bridging Spacing (in.)	362S162-(mils)					400S162-(mils)					600S162-(mils)				
			33	43	54	68	97	33	43	54	68	97	33	43	54	68	97
8	12	0	3.95	5.41	9.26	11.98	16.36	4.09	5.64	9.85	12.87	18.45	4.42	6.27	11.34	15.26	23.83
	16	0	3.95	5.41	9.26	11.98	16.36	4.09	5.64	9.85	12.87	18.45	4.42	6.27	11.34	15.26	23.83
	24	0	3.95	5.41	9.26	11.98	16.36	4.09	5.64	9.85	12.87	18.45	4.42	6.27	11.34	15.26	23.83
9	12	0	3.78	5.14	8.57	11.05	14.96	3.94	5.41	9.25	12.07	17.13	4.36	6.15	11.13	14.82	23.13
	16	0	3.78	5.14	8.57	11.05	14.96	3.94	5.41	9.25	12.07	17.13	4.36	6.15	11.13	14.82	23.13
	24	0	3.78	5.14	8.57	11.05	14.96	3.94	5.41	9.25	12.07	17.13	4.36	6.15	11.13	14.82	23.13
10	12	0	3.58	4.86	7.86	10.03	13.55	3.78	5.17	8.61	11.22	15.77	4.29	6.02	10.77	14.33	22.37
	16	0	3.58	4.86	7.86	10.03	13.55	3.78	5.17	8.61	11.22	15.77	4.29	6.02	10.77	14.33	22.37
	24	0	3.58	4.86	7.86	10.03	13.55	3.78	5.17	8.61	11.22	15.77	4.29	6.02	10.77	14.33	22.37
11	12	0	3.36	4.57	7.15	9.01	12.14	3.59	4.91	7.96	10.36	14.39	4.20	5.88	10.38	13.82	21.56
	16	0	3.36	4.57	7.15	9.01	12.14	3.59	4.91	7.96	10.36	14.39	4.20	5.88	10.38	13.82	21.56
	24	0	3.36	4.57	7.15	9.01	12.14	3.59	4.91	7.96	10.36	14.39	4.20	5.88	10.38	13.82	21.56
12	12	0	3.14	4.27	6.43	8.02	10.76	3.40	4.64	7.30	9.48	13.02	4.11	5.72	9.97	13.28	20.70
	16	0	3.14	4.27	6.43	8.02	10.76	3.40	4.64	7.30	9.48	13.02	4.11	5.72	9.97	13.28	20.70
	24	0	3.14	4.27	6.43	8.02	10.76	3.40	4.64	7.30	9.48	13.02	4.11	5.72	9.97	13.28	20.70
13	12	0	2.92	3.96	5.74	7.06	9.44	3.20	4.37	6.65	8.62	11.67	4.01	5.56	9.54	12.71	19.81
	16	0	2.92	3.96	5.74	7.06	9.44	3.20	4.37	6.65	8.62	11.67	4.01	5.56	9.54	12.71	19.81
	24	0	2.92	3.96	5.74	7.06	9.44	3.20	4.37	6.65	8.62	11.67	4.01	5.56	9.54	12.71	19.81
14	12	0	2.69	3.65	5.04	6.14	8.18	2.99	4.09	6.01	7.73	10.38	3.90	5.39	9.11	12.13	18.90
	16	0	2.69	3.65	5.04	6.14	8.18	2.99	4.09	6.01	7.73	10.38	3.90	5.39	9.11	12.13	18.90
	24	0	2.69	3.65	5.04	6.14	8.18	2.99	4.09	6.01	7.73	10.38	3.90	5.39	9.11	12.13	18.90
16	12	0	2.26	3.06	3.86	4.70	6.27	2.58	3.53	4.80	6.00	8.02	3.64	5.03	8.20	10.93	17.00
	16	0	2.26	3.06	3.86	4.70	6.27	2.58	3.53	4.80	6.00	8.02	3.64	5.03	8.20	10.93	17.00
	24	0	2.26	3.06	3.86	4.70	6.27	2.58	3.53	4.80	6.00	8.02	3.64	5.03	8.20	10.93	17.00
18	12	0	1.85	2.48	3.05	3.72	4.95	2.19	2.99	3.88	4.74	6.34	3.36	4.66	7.29	9.72	15.08
	16	0	1.85	2.48	3.05	3.72	4.95	2.19	2.99	3.88	4.74	6.34	3.36	4.66	7.29	9.72	15.08
	24	0	1.85	2.48	3.05	3.72	4.95	2.19	2.99	3.88	4.74	6.34	3.36	4.66	7.29	9.72	15.08
20	12	0	1.52	2.01	2.47	3.01	4.01	1.82	2.49	3.14	3.84	5.13	3.08	4.27	6.40	8.53	13.19
	16	0	1.52	2.01	2.47	3.01	4.01	1.82	2.49	3.14	3.84	5.13	3.08	4.27	6.40	8.53	13.19
	24	0	1.52	2.01	2.47	3.01	4.01	1.82	2.49	3.14	3.84	5.13	3.08	4.27	6.40	8.53	13.19
22	12	0	1.28	1.66	2.04	2.49	3.31	1.54	2.09	2.60	3.17	4.24	2.80	3.88	5.53	7.37	11.34
	16	0	1.28	1.66	2.04	2.49	3.31	1.54	2.09	2.60	3.17	4.24	2.80	3.88	5.53	7.37	11.34
	24	0	1.28	1.66	2.04	2.49	3.31	1.54	2.09	2.60	3.17	4.24	2.80	3.88	5.53	7.37	11.34
24	12	0	1.09	1.40				1.32	1.78	2.18	2.67	3.56	2.52	3.50	4.77	6.37	9.77
	16	0	1.09	1.40				1.32	1.78	2.18	2.67	3.56	2.52	3.50	4.77	6.37	9.77
	24	0	1.09	1.40				1.32	1.78	2.18	2.67	3.56	2.52	3.50	4.77	6.37	9.77

			0 psf Factored Lateral Load												SHEATHED		
Wall Height (ft)	Spacing (in.) o.c.	Maximum Bridging Spacing (in.)	600S200-(mils)					800S162-(mils)					800S200-(mils)				
			33	43	54	68	97	43	54	68	97	43	54	68	97		
8	12	0	4.82	7.29	12.60	17.87	27.57	6.00	10.40	14.86	25.59	7.51	12.98	18.63	29.52		
	16	0	4.82	7.29	12.60	17.87	27.57	6.00	10.40	14.86	25.59	7.51	12.98	18.63	29.52		
	24	0	4.82	7.29	12.60	17.87	27.57	6.00	10.40	14.86	25.59	7.51	12.98	18.63	29.52		
9	12	0	4.75	7.17	12.44	17.36	26.78	6.00	10.40	14.86	25.20	7.45	12.87	18.43	29.02		
	16	0	4.75	7.17	12.44	17.36	26.78	6.00	10.40	14.86	25.20	7.45	12.87	18.43	29.02		
	24	0	4.75	7.17	12.44	17.36	26.78	6.00	10.40	14.86	25.20	7.45	12.87	18.43	29.02		
10	12	0	4.67	7.04	12.26	16.81	25.93	6.00	10.40	14.86	24.72	7.37	12.76	18.22	28.48		
	16	0	4.67	7.04	12.26	16.81	25.93	6.00	10.40	14.86	24.72	7.37	12.76	18.22	28.48		
	24	0	4.67	7.04	12.26	16.81	25.93	6.00	10.40	14.86	24.72	7.37	12.76	18.22	28.48		
11	12	0	4.59	6.91	11.97	16.23	25.02	6.00	10.40	14.86	24.19	7.28	12.63	17.85	27.89		
	16	0	4.59	6.91	11.97	16.23	25.02	6.00	10.40	14.86	24.19	7.28	12.63	17.85	27.89		
	24	0	4.59	6.91	11.97	16.23	25.02	6.00	10.40	14.86	24.19	7.28	12.63	17.85	27.89		
12	12	0	4.50	6.76	11.67	15.61	24.06	6.00	10.40	14.86	23.63	7.19	12.50	17.45	27.27		
	16	0	4.50	6.76	11.67	15.61	24.06	6.00	10.40	14.86	23.63	7.19	12.50	17.45	27.27		
	24	0	4.50	6.76	11.67	15.61	24.06	6.00	10.40	14.86	23.63	7.19	12.50	17.45	27.27		
13	12	0	4.41	6.58	11.33	14.96	23.06	6.00	10.40	14.53	23.04	7.09	12.36	17.01	26.60		
	16	0	4.41	6.58	11.33	14.96	23.06	6.00	10.40	14.53	23.04	7.09	12.36	17.01	26.60		
	24	0	4.41	6.58	11.33	14.96	23.06	6.00	10.40	14.53	23.04	7.09	12.36	17.01	26.60		
14	12	0	4.31	6.38	10.82	14.30	22.02	5.95	10.40	14.13	22.41	6.98	12.13	16.56	25.90		
	16	0	4.31	6.38	10.82	14.30	22.02	5.95	10.40	14.13	22.41	6.98	12.13	16.56	25.90		
	24	0	4.31	6.38	10.82	14.30	22.02	5.95	10.40	14.13	22.41	6.98	12.13	16.56	25.90		
16	12	0	4.09	5.97	9.78	12.93	19.89	5.71	9.91	13.29	21.08	6.75	11.66	15.60	24.41		
	16	0	4.09	5.97	9.78	12.93	19.89	5.71	9.91	13.29	21.08	6.75	11.66	15.60	24.41		
	24	0	4.09	5.97	9.78	12.93	19.89	5.71	9.91	13.29	21.08	6.75	11.66	15.60	24.41		
18	12	0	3.85	5.53	8.72	11.53	17.71	5.45	9.24	12.40	19.68	6.45	10.97	14.58	22.83		
	16	0	3.85	5.53	8.72	11.53	17.71	5.45	9.24	12.40	19.68	6.45	10.97	14.58	22.83		
	24	0	3.85	5.53	8.72	11.53	17.71	5.45	9.24	12.40	19.68	6.45	10.97	14.58	22.83		
20	12	0	3.58	5.09	7.68	10.16	15.56	5.18	8.55	11.47	18.22	6.13	10.17	13.53	21.19		
	16	0	3.58	5.09	7.68	10.16	15.56	5.18	8.55	11.47	18.22	6.13	10.17	13.53	21.19		
	24	0	3.58	5.09	7.68	10.16	15.56	5.18	8.55	11.47	18.22	6.13	10.17	13.53	21.19		
22	12	0	3.32	4.64	6.67	8.83	13.47	4.89	7.84	10.54	16.74	5.80	9.35	12.45	19.52		
	16	0	3.32	4.64	6.67	8.83	13.47	4.89	7.84	10.54	16.74	5.80	9.35	12.45	19.52		
	24	0	3.32	4.64	6.67	8.83	13.47	4.89	7.84	10.54	16.74	5.80	9.35	12.45	19.52		
24	12	0	3.04	4.19	5.74	7.60	11.57	4.60	7.14	9.60	15.26	5.46	8.53	11.38	17.84		
	16	0	3.04	4.19	5.74	7.60	11.57	4.60	7.14	9.60	15.26	5.46	8.53	11.38	17.84		
	24	0	3.04	4.19	5.74	7.60	11.57	4.60	7.14	9.60	15.26	5.46	8.53	11.38	17.84		

CSSBI LIGHTWEIGHT STEEL FRAMING MANUFACTURER MEMBERS:

BAILEY METAL PRODUCTS EB METAL

IMPERIAL SHEET METAL LTD.

STEEFORM BUILDING PRODUCTS

TREBOR BUILDING PRODUCTS LTD.

Combined Axial and Lateral Loadbearing Stud Tables

Maximum factored axial compressive resistance per stud (kips)

			10 psf Factored Lateral Load												SHEATHED					
Wall Height (ft)	Spacing (in.) o.c.	Maximum Bridging Spacing (in.)	362S162-(mils)					400S162-(mils)					600S162-(mils)			33	43	54	68	97
			33	43	54	68	97	33	43	54	68	97	33	43	54					
8	12	0	3.34	4.80	8.59	11.29	15.64	3.54	5.10	9.26	12.27	17.78	4.08	5.93	10.98	14.90	23.43			
	16	0	3.15	4.60	8.38	11.07	15.41	3.37	4.92	9.06	12.07	17.56	3.97	5.82	10.86	14.78	23.30			
	24	0	2.78	4.22	7.97	10.64	14.96	3.03	4.58	8.69	11.68	17.14	3.74	5.60	10.63	14.54	23.04			
9	12	0	3.02	4.37	7.74	10.18	14.07	3.26	4.73	8.49	11.29	16.29	3.92	5.72	10.67	14.35	22.62			
	16	0	2.79	4.14	7.48	9.91	13.79	3.04	4.51	8.25	11.05	16.01	3.78	5.58	10.52	14.20	22.45			
	24	0	2.34	3.68	6.98	9.39	13.25	2.63	4.08	7.79	10.57	15.49	3.50	5.30	10.21	13.90	22.12			
10	12	0	2.66	3.93	6.86	9.00	12.49	2.95	4.33	7.70	10.28	14.74	3.76	5.49	10.20	13.76	21.73			
	16	0	2.39	3.65	6.56	8.69	12.16	2.69	4.07	7.42	9.98	14.42	3.58	5.31	10.01	13.57	21.52			
	24	0	1.90	3.13	6.01	8.11	11.54	2.22	3.57	6.88	9.42	13.80	3.24	4.97	9.64	13.20	21.11			
11	12	0	2.30	3.48	6.00	7.85	10.93	2.61	3.91	6.89	9.24	13.19	3.56	5.23	9.69	13.12	20.78			
	16	0	2.01	3.17	5.68	7.51	10.58	2.33	3.61	6.57	9.21	12.82	3.35	5.03	9.47	12.90	20.53			
	24	0	1.47	2.60	5.08	6.89	9.91	1.80	3.06	5.98	8.28	12.13	2.94	4.62	9.03	12.45	20.02			
12	12	0	1.96	3.04	5.18	6.76	9.46	2.28	3.49	6.10	8.22	11.67	3.35	4.96	9.16	12.45	19.77			
	16	0	1.65	2.70	4.84	6.41	9.08	1.97	3.16	5.75	7.85	11.27	3.10	4.72	8.90	12.18	19.47			
	24	0	1.09	2.10	4.23	5.77	8.39	1.40	2.56	5.12	7.17	10.53	2.63	4.24	8.39	11.66	18.87			
13	12	0	1.64	2.62	4.43	5.76	8.10	1.96	3.08	5.34	7.23	10.22	3.12	4.68	8.60	11.75	18.72			
	16	0	1.32	2.27	4.08	5.41	7.72	1.63	2.73	4.98	6.84	9.80	2.84	4.40	8.30	11.44	18.36			
	24	0	0.75	1.65	3.47	4.78	7.03	1.04	2.09	4.33	6.14	9.04	2.31	3.86	7.73	10.84	17.68			
14	12	0	1.35	2.23	3.72	4.85	6.85	1.66	2.69	4.63	6.28	8.87	2.89	4.38	8.03	11.03	17.62			
	16	0	1.02	1.87	3.39	4.51	6.49	1.32	2.32	4.26	5.89	8.45	2.58	4.07	7.70	10.68	17.22			
	24	0	0.46*	1.25	2.80	3.91	5.82	0.72	1.67	3.61	5.19	7.68	1.99	3.46	7.06	10.01	16.44			
16	12	0	0.86	1.55	2.62	3.48	4.99	1.13	1.97	3.40	4.58	6.55	2.39	3.77	6.88	9.56	15.38			
	16	0	0.54*	1.21	2.31	3.17	4.65	0.79	1.60	3.05	4.22	6.15	2.02	3.39	6.49	9.14	14.89			
	24	0	0.62*	1.78*	3.17	4.04	5.19*	0.95*	2.43	3.57	5.44	7.68	1.34	2.68	5.74	8.35	13.96			
18	12	0	0.49*	1.03*	1.87	2.55	3.73	0.71*	1.39	2.50	3.39	4.92	1.90	3.15	5.77	8.11	13.16			
	16	0	0.20*	0.71*	1.60*	2.26	3.41	0.38*	1.03*	2.17	3.05	4.55	1.49	2.72	5.33	7.64	12.60			
	24	0			1.12*	1.76*	2.85		0.40*	1.60*	2.46*	3.90	0.75	1.94	4.53	6.78	11.57			
20	12	0	0.23*	0.65*	1.36*	1.90	2.84	0.39*	0.93*	1.84	2.55	3.77	1.44	2.56	4.74	6.75	11.05			
	16	0		0.36*	1.10*	1.63*	2.54	0.09*	0.60*	1.53*	2.24	3.43	1.01	2.10	4.28	6.26	10.46			
	24	0				1.17*	2.03*			1.01*	1.69*	2.82*	0.25*	1.28	3.46	5.37	9.39			
22	12	0		0.38*	0.99*	1.43*	2.19	0.16*	0.60*	1.36*	1.94	2.94	1.04	2.03	3.81	5.53	9.11			
	16	0			0.75*	1.18*			0.28*	1.08*	1.65*	2.61	0.60	1.55	3.36	5.04	8.53			
	24	0					1.43*				1.15*	2.05*		0.72*	2.56	4.16	7.47			
24	12	0							0.35*	1.00*	1.49*	2.31	0.70	1.55	3.05	4.50	7.52			
	16	0								1.22*	2.01*	2.82*	0.26*	1.08	2.61	4.03	6.95			
	24	0									1.48*		0.25*	1.84*	3.18	5.93				

			10 psf Factored Lateral Load												SHEATHED			
Wall Height (ft)	Spacing (in.) o.c.	Maximum Bridging Spacing (in.)	600S200-(mils)					800S162-(mils)				800S200-(mils)			43	54	68	97
			33	43	54	68	97	43	54	68	97	43	54	68				
8	12	0	4.49	6.94	12.25	17.49	27.17	5.77	10.17	14.63	25.33	7.26	12.73	18.36	29.25			
	16	0	4.38	6.82	12.13	17.37	27.04	5.69	10.10	14.55	25.24	7.18	12.64	18.27	29.16			
	24	0	4.17	6.59	11.90	17.12	26.78	5.54	9.95	14.39	25.07	7.01	12.48	18.10	28.98			
9	12	0	4.34	6.73	11.98	16.88	26.28	5.71	10.11	14.56	24.87	7.13	12.55	18.09	28.68			
	16	0	4.20	6.58	11.83	16.72	26.11	5.61	10.01	14.45	24.76	7.02	12.45	17.98	28.57			
	24	0	3.93	6.29	11.53	16.41	25.78	5.41	9.82	14.25	24.54	6.81	12.23	17.75	28.34			
10	12	0	4.16	6.49	11.68	16.22	25.30	5.63	10.03	14.48	24.30	6.97	12.36	17.79	28.06			
	16	0	4.00	6.31	11.50	16.02	25.09	5.51	9.91	14.35	24.17	6.84	12.23	17.65	27.92			
	24	0	3.67	5.96	11.12	15.63	24.68	5.27	9.67	14.09	23.89	6.58	11.96	17.37	27.64			
11	12	0	3.97	6.24	11.27	15.50	24.25	5.55	9.95	14.38	23.69	6.80	12.14	17.34	27.38			
	16	0	3.77	6.02	11.04	15.26	23.99	5.40	9.80	14.23	23.52	6.64	11.98	17.17	27.21			
	24	0	3.38	5.59	10.59	14.80	23.49	5.10	9.50	13.91	23.19	6.33	11.66	16.83	26.87			
12	12	0	3.77	5.96	10.82	14.74	23.13	5.46	9.85	14.28	23.03	6.62	11.91	16.84	26.65			
	16	0	3.54	5.71	10.55	14.46	22.83	5.28	9.67	14.08	22.83	6.43	11.72	16.63	26.45			
	24	0	3.08	5.20	10.01	13.91	22.23	4.92	9.31	13.70	22.43	6.06	11.34	16.23	26.04			
13	12	0	3.55	5.65	10.33	13.95	21.96	5.35	9.74	13.84	22.33	6.42	11.66	16.30	25.87			
	16	0	3.28	5.35	10.01	13.63	21.61	5.14	9.52	13.62	22.09	6.20	11.44	16.06	25.63			
	24	0	2.76	4.78	9.39	13.00	20.92	4.72	9.09	13.17	21.63	5.76	10.98	15.60	25.16			
14	12	0	3.32	5.32	9.68	13.14	20.75	5.20	9.62	13.34	21.59	6.21	11.33	15.74	25.06			
	16	0	3.02	4.98	9.32	12.77	20.35	4.95	9.36	13.08	21.32	5.95	11.06	15.46	24.78			
	24	0	2.44	4.34	8.63	12.06	19.56	4.47	8.85	12.56	20.78	5.45	10.54	14.93	24.23			
16	12	0	2.85	4.63	8.36	11.46	18.25	4.74	8.90	12.27	20.01	5.74	10.60	14.53	23.31			
	16	0	2.47	4.22	7.93	11.01	17.75	4.43	8.57	11.94	19.66	5.42	10.26	14.19	22.95			
	24	0	1.78	3.46	7.12	10.17	16.79	3.83	7.93	11.29	18.98	4.78	9.59	13.51	22.24			
18	12	0	2.35	3.92	7.06	9.80	15.74	4.26	8.00	11.14	18.33	5.20	9.65	13.26	21.44			
	16	0	1.93	3.46	6.59	9.29	15.16	3.88	7.61	10.74	17.90	4.81	9.24	12.84	21.00			
	24	0	1.16	2.61	5.71	8.36	14.09	3.16	6.85	9.96	17.07	4.05	8.44	12.02	20.13			
20	12	0	1.87	3.25	5.85	8.23	13.34	3.75	7.09	9.98	16.60	4.64	8.61	11.95	19.51			
	16	0	1.41	2.75	5.35	7.69	12.72	3.32	6.64	9.52	16.10	4.18	8.13	11.46	18.98			
	24	0	0.60	1.85	4.45	6.72	11.59	2.50	5.79	8.64	15.12	3.31	7.22	10.52	17.96			
22	12	0	1.43	2.62	4.77	6.80	11.12	3.25	6.19	8.83	14.86	4.07	7.58	10.64	17.55			
	16	0	0.95	2.10	4.27	6.26	10.49	2.77	5.70	8.32	14.29	3.56	7.05	10.09	16.95			
	24	0	0.12*	1.19	3.38	5.29	9.37	1.87	4.78	7.35	13.21	2.60	6.06	9.05	15.80			
24	12	0	1.03	2.07	3.84	5.56	9.21	2.76	5.33	7.72	13.15	3.51	6.59	9.36	15.62			
	16	0	0.56*	1.54	3.35	5.03	8.59	2.23	4.81	7.17	12.53	2.95	6.02	8.77	14.96			
	24	0		0.63*	2.49*	4.10	7.50											

Combined Axial and Lateral Loadbearing Stud Tables

Maximum factored axial compressive resistance per stud (kips)

			20 psf Factored Lateral Load												SHEATHED			
Wall Height (ft)	Spacing (in.) o.c.	Maximum Bridging Spacing (in.)	362S162-(mils)					400S162-(mils)					600S162-(mils)					
			33	43	54	68	97	33	43	54	68	97	33	43	54	68	97	
8	12	0	2.78	4.22	7.97	10.64	14.96	3.03	4.58	8.69	11.68	17.14	3.74	5.60	10.63	14.54	23.04	
	16	0	2.43	3.86	7.57	10.22	14.52	2.70	4.24	8.32	11.30	16.72	3.52	5.37	10.39	14.30	22.78	
	24	0	1.76	3.17	6.81	9.43	13.68	2.07	3.59	7.61	10.57	15.90	3.08	4.93	9.92	13.82	22.25	
9	12	0	2.34	3.68	6.98	9.39	13.25	2.63	4.08	7.79	10.57	15.49	3.50	5.30	10.21	13.90	22.12	
	16	0	1.93	3.25	6.52	8.90	12.73	2.24	3.68	7.35	10.11	14.98	3.22	5.02	9.91	13.59	21.78	
	24	0	1.17	2.46	5.65	7.99	11.75	1.50	2.92	6.52	9.24	14.00	2.68	4.47	9.32	13.00	21.12	
10	12	0	1.90	3.13	6.01	8.11	11.54	2.22	3.57	6.88	9.42	13.80	3.24	4.97	9.64	13.20	21.11	
	16	0	1.44	2.65	5.49	7.56	10.96	1.77	3.11	6.38	8.89	13.21	2.90	4.63	9.28	12.83	20.70	
	24	0	0.62	1.78	4.56	6.58	9.88	0.95	2.25	5.45	7.90	12.10	2.25	3.97	8.56	12.10	19.88	
11	12	0	1.47	2.60	5.08	6.89	9.91	1.80	3.06	5.98	8.28	12.13	2.94	4.62	9.03	12.45	20.02	
	16	0	0.99	2.09	4.54	6.32	9.29	1.31	2.54	5.43	7.69	11.48	2.55	4.22	8.60	12.01	19.53	
	24	0	0.14*	1.17	3.58	5.30	8.17	0.44	1.61	4.44	6.63	10.28	1.79	3.44	7.76	11.15	18.56	
12	12	0	1.09	2.10	4.23	5.77	8.39	1.40	2.56	5.12	7.17	10.53	2.63	4.24	8.39	11.66	18.87	
	16	0	0.60*	1.57	3.68	5.20	7.76	0.89	2.01	4.54	6.56	9.84	2.18	3.78	7.89	11.15	18.29	
	24	0		0.63*	2.73	4.18	6.64		1.03	3.52	5.46	8.60	1.32	2.90	6.94	10.17	17.17	
13	12	0	0.75	1.65	3.47	4.78	7.03	1.04	2.09	4.33	6.14	9.04	2.31	3.86	7.73	10.84	17.68	
	16	0	0.25*	1.11*	2.94	4.22	6.41	0.52*	1.52	3.74	5.52	8.34	1.80	3.34	7.17	10.27	17.01	
	24	0		0.17*	2.00*	3.24*	5.32		0.52*	2.72	4.41	7.10	0.86	2.36	6.11	9.17	15.74	
14	12	0	0.46*	1.25	2.80	3.91	5.82	0.72	1.67	3.61	5.19	7.68	1.99	3.46	7.06	10.01	16.44	
	16	0		0.72*	2.29*	3.37	5.23	0.19*	1.09*	3.03	4.57	7.00	1.43	2.89	6.45	9.37	15.70	
	24	0			1.40*	2.44*	4.19		0.09*	2.03*	3.48*	5.79	0.41	1.82	5.31	8.17	14.29	
16	12	0		0.62*	1.78*	2.61	4.04	0.19*	0.95*	2.43	3.57	5.44	1.34	2.68	5.74	8.35	13.96	
	16	0		0.11*	1.32*	2.13*	3.50		0.38*	1.89*	3.00	4.81	0.72	2.02	5.05	7.61	13.09	
	24	0			1.30*	2.57*				0.96*	2.02*	3.70*		0.82	3.80	6.27	11.49	
18	12	0			1.12*	1.76*	2.85		0.40*	1.60*	2.46*	3.90	0.75	1.94	4.53	6.78	11.57	
	16	0				1.32*	2.36*			1.11*	1.94*	3.32*	0.09*	1.23	3.80	5.99	10.62	
	24	0					1.51*					2.32*			2.50*	4.58	8.93	
20	12	0			1.17*	2.03*				1.01*	1.69*	2.82*	0.25*	1.28	3.46	5.37	9.39	
	16	0				1.57*					1.22*	2.29*		0.54*	2.73	4.58	8.43	
	24	0													1.44*	3.17*	6.74	
22	12	0					1.43*					1.15*	2.05*		0.72*	2.56	4.16	7.47
	16	0											1.56*		1.85*	3.38	6.54	
	24	0													0.61*	2.03*	4.92*	
24	12	0										1.48*		0.25*	1.84*	3.18	5.93	
	16	0													1.16*	2.44*	5.04	
	24	0														1.15*	3.50*	

			20 psf Factored Lateral Load												SHEATHED		
Wall Height (ft)	Spacing (in.) o.c.	Maximum Bridging Spacing (in.)	600S200-(mils)					800S162-(mils)					800S200-(mils)				
			33	43	54	68	97	43	54	68	97	43	54	68	97		
8	12	0	4.17	6.59	11.90	17.12	26.78	5.54	9.95	14.39	25.07	7.03	12.48	18.10	28.98		
	16	0	3.96	6.36	11.67	16.87	26.52	5.39	9.80	14.23	24.89	6.84	12.31	17.92	28.80		
	24	0	3.54	5.91	11.21	16.37	26.01	5.08	9.49	13.91	24.54	6.51	11.98	17.57	28.44		
9	12	0	3.93	6.29	11.53	16.41	25.78	5.41	9.82	14.25	24.54	6.81	12.23	17.75	28.34		
	16	0	3.66	6.00	11.24	16.09	25.45	5.22	9.62	14.05	24.31	6.60	12.02	17.53	28.11		
	24	0	3.14	5.43	10.65	15.47	24.79	4.83	9.24	13.64	23.87	6.17	11.60	17.08	27.66		
10	12	0	3.67	5.96	11.12	15.63	24.68	5.27	9.67	14.09	23.89	6.58	11.96	17.37	27.64		
	16	0	3.34	5.60	10.75	15.24	24.27	5.03	9.43	13.84	23.62	6.32	11.70	17.10	27.35		
	24	0	2.71	4.91	10.03	14.48	23.46	4.55	8.95	13.33	23.07	5.80	11.18	16.54	26.80		
11	12	0	3.38	5.59	10.59	14.80	23.49	5.10	9.50	13.91	23.19	6.33	11.66	16.83	26.87		
	16	0	3.00	5.17	10.15	14.33	23.00	4.81	9.20	13.59	22.86	6.01	11.34	16.49	26.53		
	24	0	2.26	4.36	9.28	13.43	22.03	4.23	8.62	12.97	22.20	5.39	10.71	15.83	25.85		
12	12	0	3.08	5.20	10.01	13.91	22.23	4.92	9.31	13.70	22.43	6.06	11.34	16.23	26.04		
	16	0	2.63	4.72	9.49	13.38	21.65	4.57	8.95	13.32	22.04	5.68	10.96	15.84	25.64		
	24	0	1.79	3.78	8.49	12.34	20.52	3.88	8.25	12.57	21.26	4.96	10.21	15.05	24.84		
13	12	0	2.76	4.78	9.39	13.00	20.92	4.72	9.09	13.17	21.63	5.76	10.98	15.60	25.16		
	16	0	2.26	4.23	8.79	12.38	20.25	4.31	8.67	12.72	21.17	5.33	10.54	15.14	24.69		
	24	0	1.32	3.18	7.66	11.21	18.96	3.50	7.84	11.85	20.26	4.49	9.66	14.23	23.75		
14	12	0	2.44	4.34	8.63	12.06	19.56	4.47	8.85	12.56	20.78	5.45	10.54	14.93	24.23		
	16	0	1.88	3.73	7.97	11.37	18.80	3.99	8.36	12.06	20.25	4.96	10.03	14.40	23.68		
	24	0	0.85	2.59	6.74	10.09	17.37	3.08	7.40	11.07	19.22	4.01	9.03	13.37	22.61		
16	12	0	1.78	3.46	7.12	10.17	16.79	3.83	7.93	11.29	18.98	4.78	9.59	13.51	22.24		
	16	0	1.14	2.75	6.37	9.37	15.89	3.24	7.31	10.66	18.31	4.17	8.94	12.85	21.54		
	24	0		1.46	5.00	7.92	14.22	2.13	6.13	9.45	17.01	3.00	7.70	11.57	20.19		
18	12	0	1.16	2.61	5.71	8.36	14.09	3.16	6.85	9.96	17.07	4.05	8.44	12.02	20.13		
	16	0	0.46	1.84	4.91	7.50	13.10	2.48	6.13	9.22	16.26	3.33	7.67	11.24	19.28		
	24	0		0.47*	3.47	5.96	11.31	1.20	4.79	7.82	14.73	1.97	6.23	9.74	17.67		
20	12	0	0.60	1.85	4.45	6.72	11.59	2.50	5.79	8.64	15.12	3.31	7.22	10.52	17.96		
	16	0		1.05	3.64	5.84	10.57	1.74	5.00	7.80	14.20	2.50	6.37	9.63	16.98		
	24	0			2.21*	4.30	8.76	0.33	3.53	6.26	12.48	1.00	4.79	7.97	15.16		
22	12	0	0.12*	1.19	3.38	5.29	9.37	1.87	4.78	7.35	13.21	2.60	6.06	9.05	15.80		
	16	0		0.38*	2.58*	4.43	8.36	1.04	3.94	6.46	12.20	1.71	5.15	8.09	14.73		
	24	0			1.21*	2.93*	6.61		2.40	4.82	10.34	0.11	3.48	6.32	12.75		
24	12	0		0.63*	2.49*	4.10	7.50	1.28	3.86	6.16	11.38	1.93	4.98	7.67	13.73		
	16	0			1.74*	3.28*	6.54	0.42*	2.99	5.22	10.32	1.00	4.04	6.66	12.59		
	24	0				1.85*	4.88*		1.43*	3.55	8.40		2.34*	4.85	10.53		

CSSBI LIGHTWEIGHT STEEL FRAMING MANUFACTURER MEMBERS:

BAILEY METAL PRODUCTS EB METAL

IMPERIAL SHEET METAL LTD.

STEEFORM BUILDING PRODUCTS

TREBOR BUILDING PRODUCTS LTD.

Combined Axial and Lateral Loadbearing Stud Tables

Maximum factored axial compressive resistance per stud (kips)

			30 psf Factored Lateral Load												SHEATHED		
Wall Height (ft)	Spacing (in.) o.c.	Maximum Bridging Spacing (in.)	362S162-(mils)					400S162-(mils)					600S162-(mils)				
			33	43	54	68	97	33	43	54	68	97	33	43	54	68	97
8	12	0	2.25	3.68	7.37	10.02	14.31	2.54	4.08	8.14	11.12	16.51	3.41	5.26	10.27	14.18	22.64
	16	0	1.76	3.17	6.81	9.43	13.68	2.07	3.59	7.61	10.57	15.90	3.08	4.93	9.92	13.82	22.25
	24	0	0.85	2.21	5.76	8.32	12.49	1.19	2.68	6.61	9.53	14.73	2.44	4.28	9.23	13.12	21.48
9	12	0	1.73	3.05	6.29	8.66	12.48	2.05	3.48	7.14	9.89	14.73	3.09	4.88	9.77	13.44	21.62
	16	0	1.17	2.46	5.65	7.99	11.75	1.50	2.92	6.52	9.24	14.00	2.68	4.47	9.32	13.00	21.12
	24	0	0.16	1.38	4.49	6.74	10.40	0.50	1.86	5.37	8.02	12.63	1.89	3.66	8.45	12.12	20.15
10	12	0	1.23	2.42	5.25	7.31	10.68	1.56	2.88	6.13	8.64	12.92	2.73	4.46	9.10	12.64	20.49
	16	0	0.62	1.78	4.56	6.58	9.88	0.95	2.25	5.45	7.90	12.10	2.25	3.97	8.56	12.10	19.88
	24	0		0.63*	3.34	5.26	8.44		1.09	4.19	6.57	10.59	1.31	3.01	7.53	11.05	18.70
11	12	0	0.77	1.84	4.29	6.05	8.99	1.08	2.30	5.17	7.41	11.17	2.35	4.02	8.38	11.79	19.28
	16	0	0.14*	1.17	3.58	5.30	8.17	0.44	1.61	4.44	6.63	10.28	1.79	3.44	7.76	11.15	18.56
	24	0			2.34*	3.97	6.69		0.38*	3.13	5.22	8.68	0.71	2.34	6.57	9.92	17.16
12	12	0	0.37*	1.32	3.43	4.93	7.47	0.65	1.76	4.27	6.27	9.52	1.96	3.56	7.65	10.90	18.01
	16	0		0.63*	2.73	4.18	6.64		1.03	3.52	5.46	8.60	1.32	2.90	6.94	10.17	17.17
	24	0			1.50*	2.88*	5.18			2.20*	4.02	6.98	0.12	1.66	5.60	8.77	15.57
13	12	0	0.03*	0.86*	2.69	3.96	6.12	0.27*	1.26	3.47	5.22	8.01	1.56	3.09	6.90	9.98	16.69
	16	0		0.17*	2.00*	3.24*	5.32		0.52*	2.72	4.41	7.10	0.86	2.36	6.11	9.17	15.74
	24	0			0.82*	1.99*	3.91*			1.41*	2.99*	5.50		1.00	4.65	7.63	13.95
14	12	0		0.47*	2.05*	3.12	4.96*		0.82*	2.77	4.28	6.68	1.17	2.61	6.15	9.06	15.34
	16	0			1.40*	2.44*	4.19		0.09*	2.03*	3.48*	5.79	0.41	1.82	5.31	8.17	14.29
	24	0				1.26*	2.86*			0.76*	2.11*	4.23*		0.37	3.75	6.52	12.36
16	12	0			1.11*	1.91*	3.26*		0.12*	1.64*	2.74*	4.52	0.42	1.71	4.73	7.26	12.67
	16	0				1.30*	2.57*			0.96*	2.02*	3.70*		0.82	3.80	6.27	11.49
	24	0										2.30*			2.13*	4.47	9.35
18	12	0					2.13*			0.88*	1.71*	3.05*		0.89	3.46	5.62	10.18
	16	0					1.51*					2.32*			2.50*	4.58	8.93
	24	0													0.81*	2.75*	6.73
20	12	0										2.04*		0.20*	2.38*	4.20	7.98
	16	0													1.44*	3.17*	6.74
	24	0														1.37*	4.58*
22	12	0													1.52*	3.02*	6.11
	16	0													0.61*	2.03*	4.92*
	24	0															2.86*
24	12	0													0.84*	2.09*	4.63*
	16	0														1.15*	3.50*
	24	0															

			30 psf Factored Lateral Load												SHEATHED		
Wall Height (ft)	Spacing (in.) o.c.	Maximum Bridging Spacing (in.)	600S200-(mils)					800S162-(mils)					800S200-(mils)				
			33	43	54	68	97	43	54	68	97	43	54	68	97		
8	12	0	3.85	6.25	11.55	16.75	26.39	5.31	9.72	14.15	24.80	6.76	12.23	17.83	28.71		
	16	0	3.54	5.91	11.21	16.37	26.01	5.08	9.49	13.91	24.54	6.51	11.98	17.57	28.44		
	24	0	2.91	5.24	10.52	15.64	25.24	4.63	9.05	13.44	24.02	6.01	11.48	17.04	27.91		
9	12	0	3.53	5.86	11.09	15.94	25.28	5.12	9.53	13.94	24.20	6.49	11.92	17.42	28.00		
	16	0	3.14	5.43	10.65	15.47	24.79	4.83	9.24	13.64	23.87	6.17	11.60	17.08	27.66		
	24	0	2.37	4.60	9.79	14.55	23.82	4.25	8.67	13.04	23.21	5.55	10.97	16.41	26.99		
10	12	0	3.18	5.43	10.57	15.05	24.06	4.91	9.31	13.71	23.48	6.19	11.57	16.96	27.22		
	16	0	2.71	4.91	10.03	14.48	23.46	4.55	8.95	13.33	23.07	5.80	11.18	16.54	26.80		
	24	0	1.80	3.91	8.98	13.38	22.27	3.84	8.24	12.57	22.26	5.03	10.41	15.72	25.97		
11	12	0	2.81	4.97	9.93	14.11	22.75	4.66	9.06	13.44	22.69	5.86	11.19	16.33	26.36		
	16	0	2.26	4.36	9.28	13.43	22.03	4.23	8.62	12.97	22.20	5.39	10.71	15.83	25.85		
	24	0	1.20	3.20	8.05	12.13	20.62	3.37	7.75	12.05	21.22	4.48	9.78	14.84	24.85		
12	12	0	2.42	4.48	9.24	13.11	21.37	4.40	8.77	13.13	21.84	5.50	10.77	15.64	25.44		
	16	0	1.79	3.78	8.49	12.34	20.52	3.88	8.25	12.57	21.26	4.96	10.21	15.05	24.84		
	24	0	0.60	2.46	7.08	10.86	18.90	2.87	7.22	11.46	20.11	3.89	9.11	13.90	23.65		
13	12	0	2.02	3.96	8.50	12.09	19.92	4.11	8.46	12.50	20.94	5.12	10.32	14.91	24.45		
	16	0	1.32	3.18	7.66	11.21	18.96	3.50	7.84	11.85	20.26	4.49	9.66	14.23	23.75		
	24	0	0.01	1.73	6.09	9.57	17.13	2.34	6.64	10.58	18.93	3.27	8.39	12.90	22.38		
14	12	0	1.62	3.44	7.65	11.04	18.43	3.76	8.12	11.81	19.99	4.72	9.78	14.14	23.41		
	16	0	0.85	2.59	6.74	10.09	17.37	3.08	7.40	11.07	19.22	4.01	9.03	13.37	22.61		
	24	0		1.03	5.05	8.31	15.37	1.76	6.01	9.64	17.71	2.64	7.59	11.87	21.05		
16	12	0	0.84	2.41	6.01	9.00	15.46	2.96	7.01	10.35	17.98	3.87	8.62	12.52	21.20		
	16	0		1.46	5.00	7.92	14.22	2.13	6.13	9.45	17.01	3.00	7.70	11.57	20.19		
	24	0			3.18	5.97	11.98	0.57	4.47	7.74	15.15	1.35	5.94	9.76	18.26		
18	12	0		0.14*	4.53	7.10	12.63	2.15	5.79	8.86	15.87	2.98	7.30	10.85	18.87		
	16	0		0.47*	3.47	5.96	11.31	1.20	4.79	7.82	14.73	1.97	6.23	9.74	17.67		
	24	0			1.62*	3.95*	8.97		2.93	5.88	12.58	0.11	4.24	7.67	15.41		
20	12	0		0.67*	3.26	5.43	10.09	1.37	4.61	7.40	13.76	2.11	5.96	9.20	16.51		
	16	0			2.21*	4.30	8.76	0.33	3.53	6.26	12.48	1.00	4.79	7.97	15.16		
	24	0			0.39*	2.31*	6.44*		1.56*	4.17	10.12		2.66	5.73	12.66		
22	12	0		0.01*	2.22*	4.03	7.90	0.65	3.54	6.03	11.72	1.29	4.71	7.63	14.21		
	16	0			1.21*	2.93*	6.61		2.40	4.82	10.34	0.11	3.48	6.32	12.75		
	24	0				1.03*	4.39*		0.38*	2.66*	7.87		1.29*	3.98	10.10		
24	12	0			1.39*	2.90*	6.10	0.01*	2.58	4.79	9.81	0.56	3.59	6.19	12.05		
	16	0			1.85*	4.88*			1.43*	3.55	8.40		2.34*	4.85	10.53		
	24	0					2.78*			1.37*	5.89*		0.14*	2.47*	7.81		

CSSBI LIGHTWEIGHT STEEL FRAMING MANUFACTURER MEMBERS:

BAILEY METAL PRODUCTS EB METAL

IMPERIAL SHEET METAL LTD.

STEEFORM BUILDING PRODUCTS

TREBOR BUILDING PRODUCTS LTD.

Combined Axial and Lateral Loadbearing Stud Tables

Maximum factored axial compressive resistance per stud (kips)

			40 psf Factored Lateral Load												SHEATHED		
Wall Height (ft)	Spacing (in.) o.c.	Maximum Bridging Spacing (in.)	362S162-(mils)					400S162-(mils)					600S162-(mils)				
			33	43	54	68	97	33	43	54	68	97	33	43	54	68	97
8	12	0	1.76	3.17	6.81	9.43	13.68	2.07	3.59	7.61	10.57	15.90	3.08	4.93	9.92	13.82	22.25
	16	0	1.14	2.52	6.10	8.68	12.88	1.48	2.98	6.94	9.87	15.12	2.65	4.50	9.46	13.35	21.74
	24	0	0.01	1.32	4.80	7.29	11.37	0.38	1.82	5.67	8.55	13.62	1.81	3.64	8.54	12.42	20.71
9	12	0	1.17	2.46	5.65	7.99	11.75	1.50	2.92	6.52	9.24	14.00	2.68	4.47	9.32	13.00	21.12
	16	0	0.48	1.73	4.86	7.14	10.83	0.83	2.20	5.74	8.42	13.08	2.15	3.93	8.74	12.41	20.47
	24	0		0.41*	3.44	5.62	9.16		0.89	4.31	6.90	11.36	1.12	2.88	7.61	11.26	19.19
10	12	0	0.62	1.78	4.56	6.58	9.88	0.95	2.25	5.45	7.90	12.10	2.25	3.97	8.56	12.10	19.88
	16	0		1.00	3.73	5.68	8.90	0.21	1.46	4.59	7.00	11.07	1.61	3.32	7.87	11.39	19.09
	24	0			2.25*	4.10	7.14		0.04*	3.07	5.36	9.21	0.41	2.09	6.53	10.02	17.55
11	12	0	0.14*	1.17	3.58	5.30	8.17	0.44	1.61	4.44	6.63	10.28	1.79	3.44	7.76	11.15	18.56
	16	0		0.35*	2.73	4.39	7.16		0.77	3.54	5.67	9.19	1.06	2.70	6.96	10.33	17.62
	24	0			1.26*	2.81*	5.38			1.97*	3.97	7.26		1.29	5.43	8.75	15.82
12	12	0		0.63*	2.73	4.18	6.64		1.03	3.52	5.46	8.60	1.32	2.90	6.94	10.17	17.17
	16	0			1.89*	3.29*	5.64		0.17*	2.62*	4.48	7.50	0.51	2.06	6.04	9.23	16.09
	24	0			0.45*	1.76*	3.91*			1.05*	2.77*	5.55		0.50	4.35	7.46	14.02
13	12	0		0.17*	2.00*	3.24*	5.32		0.52*	2.72	4.41	7.10	0.86	2.36	6.11	9.17	15.74
	16	0			1.19*	2.38*	4.36*			1.82*	3.44*	6.00		1.44	5.13	8.13	14.53
	24	0				2.69*				0.28*	1.76*	4.10*			3.31	6.20	12.29
14	12	0			1.40*	2.44*	4.19		0.09*	2.03*	3.48*	5.79	0.41	1.82	5.31	8.17	14.29
	16	0				1.63*	3.28*			1.16*	2.54*	4.72		0.84	4.25	7.05	12.98
	24	0					1.71*					2.88*			2.34	5.01	10.58
16	12	0				1.30*	2.57*			0.96*	2.02*	3.70*		0.82	3.80	6.27	11.49
	16	0					1.75*				1.17*	2.74*			2.66	5.05	10.03
	24	0													0.65*	2.87*	7.44
18	12	0					1.51*					2.32*			2.50*	4.58	8.93
	16	0													1.34*	3.33*	7.43
	24	0														1.14*	4.80*
20	12	0													1.44*	3.17*	6.74
	16	0													0.31*	1.94*	5.26*
	24	0															2.70*
22	12	0													0.61*	2.03*	4.92*
	16	0														0.85*	3.51*
	24	0															
24	12	0														1.15*	3.50*
	16	0															2.17*
	24	0															

			40 psf Factored Lateral Load												SHEATHED		
Wall Height (ft)	Spacing (in.) o.c.	Maximum Bridging Spacing (in.)	600S200-(mils)					800S162-(mils)					800S200-(mils)				
			33	43	54	68	97	43	54	68	97	43	54	68	97		
8	12	0	3.54	5.91	11.21	16.37	26.01	5.08	9.49	13.91	24.54	6.51	11.98	17.57	28.44		
	16	0	3.12	5.46	10.75	15.88	25.49	4.78	9.19	13.60	24.20	6.17	11.65	17.22	28.09		
	24	0	2.31	4.58	9.85	14.92	24.48	4.18	8.60	12.97	23.51	5.51	10.99	16.52	27.38		
9	12	0	3.14	5.43	10.65	15.47	24.79	4.83	9.24	13.64	23.87	6.17	11.60	17.08	27.66		
	16	0	2.63	4.88	10.07	14.86	24.14	4.45	8.86	13.24	23.43	5.75	11.18	16.64	27.21		
	24	0	1.63	3.79	8.95	13.65	22.87	3.68	8.10	12.44	22.56	4.92	10.35	15.75	26.32		
10	12	0	2.71	4.91	10.03	14.48	23.46	4.55	8.95	13.33	23.07	5.80	11.18	16.54	26.80		
	16	0	2.10	4.24	9.32	13.74	22.67	4.07	8.47	12.82	22.53	5.29	10.66	15.99	26.24		
	24	0	0.92	2.95	7.96	12.30	21.12	3.14	7.53	11.83	21.46	4.28	9.64	14.90	25.14		
11	12	0	2.26	4.36	9.28	13.43	22.03	4.23	8.62	12.97	22.20	5.39	10.71	15.83	25.85		
	16	0	1.54	3.58	8.45	12.56	21.09	3.66	8.04	12.35	21.55	4.78	10.09	15.17	25.18		
	24	0	0.20	2.09	6.86	10.89	19.26	2.54	6.90	11.14	20.26	3.58	8.87	13.87	23.86		
12	12	0	1.79	3.78	8.49	12.34	20.52	3.88	8.25	12.57	21.26	4.96	10.21	15.05	24.84		
	16	0	0.99	2.89	7.54	11.34	19.43	3.20	7.56	11.83	20.49	4.24	9.47	14.28	24.05		
	24	0		1.23	5.75	9.46	17.35	1.89	6.22	10.38	18.98	2.85	8.04	12.76	22.49		
13	12	0	1.32	3.18	7.66	11.21	18.96	3.50	7.84	11.85	20.26	4.49	9.66	14.23	23.75		
	16	0	0.44	2.20	6.60	10.11	17.73	2.72	7.03	11.00	19.37	3.67	8.81	13.34	22.83		
	24	0		0.39	4.63	8.05	15.42	1.22	5.48	9.35	17.64	2.10	7.16	11.61	21.04		
14	12	0	0.85	2.59	6.74	10.09	17.37	3.08	7.40	11.07	19.22	4.01	9.03	13.37	22.61		
	16	0		1.53	5.60	8.89	16.01	2.19	6.47	10.11	18.20	3.09	8.06	12.36	21.56		
	24	0			3.52	6.69	13.52	0.51	4.69	8.27	16.25	1.33	6.21	10.43	19.53		
16	12	0		1.46	5.00	7.92	14.22	2.13	6.13	9.45	17.01	3.00	7.70	11.57	20.19		
	16	0		0.29*	3.76	6.59	12.70	1.08	5.01	8.30	15.76	1.89	6.51	10.35	18.89		
	24	0			1.56*	4.22	9.97		2.92	6.13	13.39		4.29	8.05	16.41		
18	12	0		0.47*	3.47	5.96	11.31	1.20	4.79	7.82	14.73	1.97	6.23	9.74	17.67		
	16	0			2.21*	4.59	9.72	0.01	3.53	6.51	13.28	0.71	4.88	8.35	16.15		
	24	0			2.19*	6.92*			1.24*	4.10	10.59		2.42	5.76	13.31		
20	12	0			2.21*	4.30	8.76	0.33	3.53	6.26	12.48	1.00	4.79	7.97	15.16		
	16	0			0.97*	2.94*	7.17		2.19	4.84	10.88		3.34	6.45	13.46		
	24	0				0.59*	4.43*			2.28*	7.99		0.75*	3.69	10.37		
22	12	0			1.21*	2.93*	6.61		2.40	4.82	10.34	0.11	3.48	6.32	12.75		
	16	0				1.63*	5.09*		1.03*	3.35	8.66		1.99*	4.73	10.95		
	24	0					2.47*			0.73*	5.67*			1.89*	7.72		
24	12	0				1.85*	4.88*		1.43*	3.55	8.40		2.34*	4.85	10.53		
	16	0					3.44*		0.05*	2.06*	6.69		0.84*	3.23*	8.68		
	24	0									3.68*			0.39*	5.42*		

CSSBI LIGHTWEIGHT STEEL FRAMING MANUFACTURER MEMBERS:

BAILEY METAL PRODUCTS EB METAL

IMPERIAL SHEET METAL LTD.

STEEFORM BUILDING PRODUCTS

TREBOR BUILDING PRODUCTS LTD.

Combined Axial and Lateral Loadbearing Stud Tables

Maximum factored axial compressive resistance per stud (kips)

			50 psf Factored Lateral Load												SHEATHED		
Wall Height (ft)	Spacing (in.) o.c.	Maximum Bridging Spacing (in.)	362S162-(mils)					400S162-(mils)					600S162-(mils)				
			33	43	54	68	97	33	43	54	68	97	33	43	54	68	97
8	12	0	1.29	2.68	6.28	8.86	13.08	1.62	3.13	7.10	10.04	15.31	2.76	4.60	9.57	13.47	21.86
	16	0	0.56	1.91	5.43	7.97	12.11	0.91	2.39	6.29	9.20	14.36	2.23	4.06	9.00	12.88	21.22
	24	0		0.50	3.89	6.33	10.31		1.01	4.78	7.61	12.56	1.19	3.01	7.87	11.74	19.95
9	12	0	0.65	1.90	5.06	7.35	11.05	0.99	2.38	5.93	8.62	13.30	2.28	4.06	8.89	12.56	20.63
	16	0		1.05	4.13	6.36	9.97	0.19	1.53	5.01	7.64	12.20	1.63	3.40	8.17	11.83	19.83
	24	0			2.48*	4.58	8.00			3.33	5.86	10.16	0.38	2.12	6.78	10.42	18.25
10	12	0	0.07*	1.18	3.93	5.90	9.14	0.39	1.65	4.80	7.22	11.32	1.77	3.48	8.04	11.57	19.29
	16	0		0.28*	2.96	4.86	7.99		0.73	3.81	6.15	10.11	1.00	2.70	7.19	10.70	18.31
	24	0			1.27*	3.04*	5.95			2.04*	4.25	7.93		1.20	5.57	9.03	16.42
11	12	0		0.55*	2.93	4.61	7.40		0.98	3.76	5.90	9.46	1.24	2.88	7.16	10.53	17.85
	16	0			1.96*	3.57*	6.24		0.01*	2.73	4.79	8.19	0.37	1.98	6.18	9.52	16.71
	24	0			0.29*	1.77*	4.20*			0.93*	2.84*	5.95		0.29	4.35	7.62	14.53
12	12	0			2.09*	3.51	5.88		0.38*	2.83	4.71	7.76	0.71	2.27	6.26	9.46	16.36
	16	0			1.14*	2.49*	4.74			1.80*	3.59*	6.48		1.26	5.17	8.33	15.05
	24	0				0.75*	2.76*			0.01*	1.64*	4.25*			3.17	6.22	12.61
13	12	0			1.39*	2.58*	4.59			2.04*	3.67*	6.27	0.19	1.66	5.37	8.38	14.83
	16	0				1.61*	3.49*			1.02*	2.56*	5.01		0.57	4.19	7.14	13.39
	24	0					1.60*			1.37*		2.84*			2.06	4.87	10.72
14	12	0			0.82*	1.82*	3.50*					2.77*	4.98	1.08	4.51	7.32	13.30
	16	0					2.46*					1.70*	3.76*		3.27	6.00	11.75
	24	0						1.95*					1.68*		1.03*	3.61	8.92
16	12	0										1.37*	2.97*	0.01*	2.94	5.34	10.38
	16	0											1.88*		1.62*	3.92	8.69
	24	0														1.41*	5.69*
18	12	0											1.65*		1.62*	3.63*	7.79
	16	0													0.30*	2.19*	6.06
	24	0															3.07*
20	12	0													0.58*	2.23*	5.61*
	16	0														0.83*	3.93*
	24	0															
22	12	0														1.13*	3.84*
	16	0															2.24*
	24	0															
24	12	0															2.48*
	16	0															
	24	0															

			50 psf Factored Lateral Load												SHEATHED		
Wall Height (ft)	Spacing (in.) o.c.	Maximum Bridging Spacing (in.)	600S200-(mils)					800S162-(mils)					800S200-(mils)				
			33	43	54	68	97	43	54	68	97	43	54	68	97		
8	12	0	3.22	5.57	10.86	16.01	25.62	4.86	9.27	13.68	24.28	6.26	11.73	17.31	28.18		
	16	0	2.71	5.02	10.30	15.40	24.98	4.48	8.90	13.28	23.85	5.84	11.32	16.87	27.74		
	24	0	1.71	3.93	9.19	14.20	23.72	3.73	8.15	12.50	22.99	5.02	10.50	16.00	26.85		
9	12	0	2.75	5.01	10.22	15.01	24.30	4.54	8.95	13.34	23.54	5.86	11.29	16.75	27.32		
	16	0	2.12	4.33	9.51	14.25	23.50	4.06	8.48	12.84	22.99	5.34	10.77	16.19	26.76		
	24	0	0.90	2.99	8.12	12.77	21.93	3.12	7.53	11.84	21.90	4.31	9.73	15.09	25.65		
10	12	0	2.25	4.41	9.50	13.93	22.86	4.19	8.59	12.95	22.66	5.41	10.79	16.13	26.38		
	16	0	1.50	3.59	8.64	13.01	21.89	3.60	8.00	12.32	21.99	4.78	10.15	15.44	25.69		
	24	0	0.07	2.02	6.97	11.25	19.99	2.45	6.84	11.09	20.66	3.53	8.89	14.10	24.32		
11	12	0	1.72	3.77	8.66	12.78	21.32	3.80	8.18	12.51	21.71	4.93	10.25	15.33	25.35		
	16	0	0.86	2.82	7.65	11.71	20.16	3.09	7.47	11.74	20.90	4.18	9.48	14.52	24.52		
	24	0		1.03	5.73	9.69	17.95	1.72	6.07	10.25	19.31	2.70	7.97	12.91	22.88		
12	12	0	1.18	3.11	7.77	11.59	19.70	3.37	7.73	12.01	20.68	4.42	9.65	14.47	24.24		
	16	0	0.22	2.04	6.62	10.38	18.37	2.54	6.88	11.10	19.73	3.54	8.75	13.52	23.26		
	24	0		0.06	4.49	8.13	15.87	0.94	5.24	9.33	17.88	1.84	6.99	11.66	21.35		
13	12	0	0.65	2.44	6.86	10.38	18.03	2.91	7.23	11.21	19.59	3.88	9.02	13.56	23.06		
	16	0		1.27	5.59	9.05	16.55	1.96	6.25	10.17	18.50	2.87	7.97	12.47	21.93		
	24	0			3.27	6.61	13.80	0.14	4.35	8.16	16.38	0.96	5.96	10.36	19.73		
14	12	0	0.13	1.79	5.88	9.18	16.34	2.41	6.70	10.35	18.45	3.31	8.30	12.61	21.82		
	16	0		0.54	4.53	7.76	14.73	1.34	5.57	9.18	17.21	2.19	7.12	11.38	20.54		
	24	0			2.10*	5.17	11.79		3.43	6.96	14.83	0.08	4.88	9.04	18.06		
16	12	0			4.06	6.91	13.07	1.33	5.28	8.58	16.07	2.16	6.80	10.65	19.21		
	16	0			2.62*	5.37	11.29	0.08	3.94	7.19	14.56	0.83	5.38	9.18	17.63		
	24	0			0.08*	2.63*	8.12		1.46	4.60	11.72		2.74	6.42	14.65		
18	12	0			2.51*	4.92	10.10	0.30	3.84	6.83	13.63	1.02	5.21	8.69	16.52		
	16	0			1.06*	3.34*	8.26		2.36	5.27	11.90		3.62	7.02	14.70		
	24	0			0.60*	5.06*				2.43*	8.73		0.73*	3.98	11.33		
20	12	0			1.26*	3.26*	7.55		2.51	5.18	11.27		3.69	6.82	13.88		
	16	0				1.72*	5.74*		0.95*	3.52	9.39		2.00	5.03	11.87		
	24	0					2.62*			0.55*	6.01*			1.82*	8.26		
22	12	0			0.30*	1.94*	5.45*		1.36*	3.70	9.07		2.35	5.11	11.38		
	16	0					3.72*			1.99*	7.11		0.62*	3.26*	9.28		
	24	0									3.65*				5.55*		
24	12	0					3.79*		0.38*	2.42*	7.10		1.20*	3.62*	9.12		
	16	0								0.71*	5.12*			1.75*	6.99*		
	24	0									1.68*				3.25*		

CSSBI LIGHTWEIGHT STEEL FRAMING MANUFACTURER MEMBERS:

BAILEY METAL PRODUCTS EB METAL

IMPERIAL SHEET METAL LTD.

STEEFORM BUILDING PRODUCTS

TREBOR BUILDING PRODUCTS LTD.

Combined Axial and Lateral Loadbearing Stud Tables

Maximum factored axial compressive resistance per stud (kips)

			60 psf Factored Lateral Load												SHEATHED		
Wall Height (ft)	Spacing (in.) o.c.	Maximum Bridging Spacing (in.)	362S162-(mils)					400S162-(mils)					600S162-(mils)				
			33	43	54	68	97	33	43	54	68	97	33	43	54	68	97
8	12	0	0.85	2.21	5.76	8.32	12.49	1.19	2.68	6.61	9.53	14.73	2.44	4.28	9.23	13.12	21.48
	16	0	0.01	1.32	4.80	7.29	11.37	0.38	1.82	5.67	8.55	13.62	1.81	3.64	8.54	12.42	20.71
	24	0			3.04	5.42	9.31		0.24	3.93	6.71	11.54	0.59	2.39	7.21	11.06	19.21
9	12	0	0.16	1.38	4.49	6.74	10.40	0.50	1.86	5.37	8.02	12.63	1.89	3.66	8.45	12.12	20.15
	16	0		0.41*	3.44	5.62	9.16		0.89	4.31	6.90	11.36	1.12	2.88	7.61	11.26	19.19
	24	0			1.58*	3.61*	6.93			2.41	4.87	9.03		1.38	5.98	9.60	17.33
10	12	0		0.63*	3.34	5.26	8.44		1.09	4.19	6.57	10.59	1.31	3.01	7.53	11.05	18.70
	16	0			2.25*	4.10	7.14		0.04*	3.07	5.36	9.21	0.41	2.09	6.53	10.02	17.55
	24	0			0.37*	2.06*	4.85*			1.08*	3.21*	6.74		0.34	4.64	8.07	15.33
11	12	0			2.34*	3.97	6.69		0.38*	3.13	5.22	8.68	0.71	2.34	6.57	9.92	17.16
	16	0			1.26*	2.81*	5.38			1.97*	3.97	7.26		1.29	5.43	8.75	15.82
	24	0				0.81*	3.11*				1.79*	4.74*			3.31	6.53	13.28
12	12	0			1.50*	2.88*	5.18			2.20*	4.02	6.98	0.12	1.66	5.60	8.77	15.57
	16	0			0.45*	1.76*	3.91*			1.05*	2.77*	5.55		0.50	4.35	7.46	14.05
	24	0					1.71*				0.61*	3.06*			2.05	5.03	11.23
13	12	0			0.82*	1.99*	3.91*			1.41*	2.99*	5.50		1.00	4.65	7.63	13.95
	16	0					2.69*			0.28*	1.76*	4.10*			3.31	6.20	12.29
	24	0										1.68*			0.88*	3.61	9.24
14	12	0				1.26*	2.86*			0.76*	2.11*	4.23*		0.37	3.75	6.52	12.36
	16	0					1.71*					2.88*			2.34	5.01	10.58
	24	0														2.30*	7.37
16	12	0										2.30*			2.13*	4.47	9.35
	16	0													0.65*	2.87*	7.44
	24	0														0.07*	4.08*
18	12	0													0.81*	2.75*	6.73
	16	0														1.14*	4.80*
	24	0															1.47*
20	12	0														1.37*	4.58*
	16	0															2.70*
	24	0															
22	12	0															2.86*
	16	0															
	24	0															
24	12	0															
	16	0															
	24	0															

			60 psf Factored Lateral Load												SHEATHED		
Wall Height (ft)	Spacing (in.) o.c.	Maximum Bridging Spacing (in.)	600S200-(mils)					800S162-(mils)					800S200-(mils)				
			33	43	54	68	97	43	54	68	97	43	54	68	97		
8	12	0	2.91	5.24	10.52	15.64	25.24	4.63	9.05	13.44	24.02	6.01	11.48	17.04	27.91		
	16	0	2.31	4.58	9.85	14.92	24.48	4.18	8.60	12.97	23.51	5.51	10.99	16.52	27.38		
	24	0	1.12	3.29	8.53	13.49	22.98	3.28	7.71	12.04	22.47	4.53	10.01	15.48	26.32		
9	12	0	2.37	4.60	9.79	14.55	23.82	4.25	8.67	13.04	23.21	5.55	10.97	16.41	26.99		
	16	0	1.63	3.79	8.95	13.65	22.87	3.68	8.10	12.44	22.56	4.92	10.35	15.75	26.32		
	24	0	0.20	2.22	7.32	11.90	21.00	2.56	6.98	11.25	21.26	3.70	9.12	14.44	24.99		
10	12	0	1.80	3.91	8.98	13.38	22.27	3.84	8.24	12.57	22.26	5.03	10.41	15.72	25.97		
	16	0	0.92	2.95	7.96	12.30	21.12	3.14	7.53	11.83	21.46	4.28	9.64	14.90	25.14		
	24	0		1.11	6.02	10.23	18.88	1.77	6.15	10.36	19.87	2.79	8.14	13.30	23.51		
11	12	0	1.20	3.20	8.05	12.13	20.62	3.37	7.75	12.05	21.22	4.48	9.78	14.84	24.85		
	16	0		2.09	6.86	10.89	19.26	2.54	6.90	11.14	20.26	3.58	8.87	13.87	23.86		
	24	0		0.01	4.65	8.53	16.68	0.91	5.25	9.37	18.37	1.84	7.08	11.97	21.92		
12	12	0	0.60	2.46	7.08	10.86	18.90	2.87	7.22	11.46	20.11	3.89	9.11	13.90	23.65		
	16	0		1.23	5.75	9.46	17.35	1.89	6.22	10.38	18.98	2.85	8.04	12.76	22.49		
	24	0			3.29	6.86	14.45	0.02	4.28	8.30	16.79	0.86	5.96	10.57	20.22		
13	12	0	0.01	1.73	6.09	9.57	17.13	2.34	6.64	10.58	18.93	3.27	8.39	12.90	22.38		
	16	0		0.39	4.63	8.05	15.42	1.22	5.48	9.35	17.64	2.10	7.16	11.61	21.04		
	24	0			1.99	5.25	12.26		3.26	7.00	15.14		4.80	9.14	18.45		
14	12	0		1.03	5.05	8.31	15.37	1.76	6.01	9.64	17.71	2.64	7.59	11.87	21.05		
	16	0			3.52	6.69	13.52	0.51	4.69	8.27	16.25	1.33	6.21	10.43	19.53		
	24	0			0.77*	3.75	10.16		2.21	5.68	13.46		3.61	7.69	16.63		
16	12	0			3.18	5.97	11.98	0.57	4.47	7.74	15.15	1.35	5.94	9.76	18.26		
	16	0			1.56*	4.22	9.97		2.92	6.13	13.39		4.29	8.05	16.41		
	24	0				1.16*	6.41*		0.08*	3.15	10.12		1.27	4.87	12.96		
18	12	0			1.62*	3.95*	8.97		2.93	5.88	12.58	0.11	4.24	7.67	15.41		
	16	0				2.19*	6.92*		1.24*	4.10	10.59		2.42	5.76	13.31		
	24	0				3.35*				0.87*	6.97			2.30*	9.46		
20	12	0			0.39*	2.31*	6.44*		1.56*	4.17	10.12		2.66	5.73	12.66		
	16	0				0.59*	4.43*			2.28*	7.99		0.75*	3.69	10.37		
	24	0									4.17*			0.07*	6.28*		
22	12	0				1.03*	4.39*		0.38*	2.66*	7.87		1.29*	3.98	10.10		
	16	0					2.47*			0.73*	5.67*			1.89*	7.72		
	24	0									1.79*				3.54*		
24	12	0					2.78*			1.37*	5.89*		0.14*	2.47*	7.81		
	16	0									3.68*			0.39*	5.42*		
	24	0													1.25*		

CSSBI LIGHTWEIGHT STEEL FRAMING MANUFACTURER MEMBERS:

BAILEY METAL PRODUCTS EB METAL

IMPERIAL SHEET METAL LTD.

STEEFORM BUILDING PRODUCTS

TREBOR BUILDING PRODUCTS LTD.

Combined Axial and Lateral Loadbearing Stud Tables

Maximum factored axial compressive resistance per stud (kips)

			70 psf Factored Lateral Load												SHEATHED		
Wall Height (ft)	Spacing (in.) o.c.	Maximum Bridging Spacing (in.)	362S162-(mils)					400S162-(mils)					600S162-(mils)				
			33	43	54	68	97	33	43	54	68	97	33	43	54	68	97
8	12	0	0.42	1.76	5.27	7.80	11.92	0.78	2.24	6.13	9.03	14.17	2.12	3.96	8.88	12.77	21.09
	16	0		0.77	4.19	6.64	10.66		1.27	5.07	7.92	12.91	1.40	3.22	8.10	11.96	20.21
	24	0			2.24*	4.55	8.35			3.13	5.86	10.56		1.78	6.56	10.39	18.46
9	12	0		0.88	3.95	6.17	9.76	0.04	1.37	4.83	7.45	11.98	1.50	3.27	8.03	11.69	19.67
	16	0			2.79	4.92	8.38		0.28	3.65	6.20	10.55	0.63	2.37	7.06	10.70	18.56
	24	0			0.74*	2.70*	5.91			1.54*	3.94	7.95		0.65	5.19	8.79	16.42
10	12	0		0.10*	2.78	4.67	7.77		0.55	3.62	5.95	9.88	0.85	2.54	7.02	10.53	18.12
	16	0			1.59*	3.38*	6.34			2.37*	4.61	8.35		1.49	5.88	9.36	16.80
	24	0				1.15*	3.81*			0.18*	2.24*	5.62			3.73	7.13	14.26
11	12	0			1.78*	3.38*	6.02			2.53*	4.58	7.95	0.20	1.80	5.99	9.33	16.48
	16	0			0.60*	2.11*	4.58*			1.27*	3.20*	6.37		0.62	4.70	7.99	14.95
	24	0					2.10*				0.81*	3.61*			2.32	5.48	12.07
12	12	0			0.96*	2.30*	4.53*			1.61*	3.38*	6.24		1.07	4.96	8.11	14.80
	16	0				1.07*	3.13*			0.34*	2.01*	4.67*			3.55	6.62	13.08
	24	0										1.95*			0.98*	3.90	9.90
13	12	0				1.43*	3.28*			0.83*	2.35*	4.78*		0.36	3.97	6.90	13.11
	16	0					1.95*				1.01*	3.24*			2.46	5.31	11.23
	24	0														2.41*	7.83
14	12	0					2.27*					1.50*	3.54*		3.03	5.75	11.45
	16	0											2.07*		1.46*	4.06	9.46
	24	0														1.06*	5.90
16	12	0											1.68*		1.37*	3.65	8.37
	16	0														1.89*	6.26
	24	0															2.57*
18	12	0													0.05*	1.92*	5.74*
	16	0														0.16*	3.63*
	24	0															
20	12	0														0.57*	3.61*
	16	0															1.57*
	24	0															
22	12	0															1.95*
	16	0															
	24	0															
24	12	0															
	16	0															
	24	0															

			70 psf Factored Lateral Load												SHEATHED		
Wall Height (ft)	Spacing (in.) o.c.	Maximum Bridging Spacing (in.)	600S200-(mils)					800S162-(mils)					800S200-(mils)				
			33	43	54	68	97	43	54	68	97	43	54	68	97		
8	12	0	2.61	4.91	10.19	15.28	24.86	4.40	8.82	13.21	23.76	5.76	11.24	16.78	27.65		
	16	0	1.91	4.14	9.41	14.44	23.97	3.88	8.30	12.66	23.16	5.18	10.66	16.17	27.03		
	24	0	0.54	2.66	7.89	12.79	22.24	2.84	7.27	11.57	21.96	4.04	9.53	14.96	25.80		
9	12	0	2.00	4.19	9.37	14.10	23.34	3.97	8.38	12.74	22.88	5.23	10.66	16.08	26.65		
	16	0	1.14	3.26	8.40	13.06	22.24	3.31	7.72	12.04	22.12	4.51	9.94	15.31	25.87		
	24	0		1.46	6.52	11.05	20.09	2.01	6.42	10.66	20.61	3.09	8.51	13.79	24.33		
10	12	0	1.35	3.43	8.47	12.83	21.69	3.48	7.88	12.20	21.86	4.65	10.02	15.31	25.55		
	16	0	0.35	2.32	7.30	11.60	20.36	2.68	7.07	11.33	20.92	3.78	9.14	14.36	24.60		
	24	0		0.24	5.09	9.24	17.80	1.10	5.48	9.63	19.08	2.07	7.40	12.51	22.71		
11	12	0	0.69	2.64	7.45	11.50	19.94	2.95	7.33	11.59	20.74	4.03	9.32	14.35	24.36		
	16	0		1.38	6.10	10.08	18.38	1.99	6.35	10.54	19.62	2.99	8.27	13.23	23.21		
	24	0			3.60	7.42	15.44	0.13	4.45	8.51	17.44	1.00	6.21	11.04	20.96		
12	12	0	0.04	1.84	6.40	10.15	18.11	2.38	6.71	10.92	19.54	3.37	8.57	13.33	23.07		
	16	0		0.44	4.90	8.56	16.36	1.26	5.56	9.68	18.24	2.17	7.33	12.02	21.73		
	24	0			2.15	5.64	13.08		3.35	7.29	15.72		4.96	9.51	19.11		
13	12	0		1.05	5.35	8.80	16.26	1.77	6.05	9.96	18.28	2.68	7.77	12.25	21.71		
	16	0			3.71	7.08	14.33	0.49	4.72	8.55	16.79	1.33	6.36	10.77	20.17		
	24	0			0.77*	3.96	10.79		2.21	5.87	13.93		3.68	7.95	17.19		
14	12	0		0.30	4.27	7.48	14.43	1.13	5.34	8.95	16.97	1.98	6.89	11.14	20.28		
	16	0			2.56	5.66	12.35		3.84	7.39	15.30	0.49	5.32	9.50	18.55		
	24	0				2.41*	8.62		1.04	4.45	12.13		2.37	6.39	15.23		
16	12	0			2.35*	5.07	10.95		3.68	6.92	14.26	0.57	5.10	8.89	17.32		
	16	0			0.56*	3.15*	8.72		1.94	5.10	12.27		3.25	6.95	15.23		
	24	0					4.80*			1.76	8.58			3.39	11.34		
18	12	0			0.78*	3.05*	7.92		2.07	4.97	11.57		3.31	6.70	14.34		
	16	0				1.11*	5.66*		0.19*	2.98	9.34		1.28*	4.56	11.98		
	24	0					1.75*				5.30*			0.71*	7.68		
20	12	0			1.43*	5.40*			0.66*	3.20	9.03		1.68*	4.69	11.49		
	16	0					3.20*				1.11*			2.43*	8.95		
	24	0										2.44*			4.42*		
22	12	0					3.40*				1.67*	6.74	0.29*	2.91*	8.88		
	16	0										4.31*		0.61*	6.26*		
	24	0										0.05*			1.66*		
24	12	0								0.39*	4.75*			1.40*	6.58*		
	16	0									2.32*				3.95*		
	24	0															

CSSBI LIGHTWEIGHT STEEL FRAMING MANUFACTURER MEMBERS:

BAILEY METAL PRODUCTS EB METAL

IMPERIAL SHEET METAL LTD.

STEELFORM BUILDING PRODUCTS

TREBOR BUILDING PRODUCTS LTD.

Combined Axial and Lateral Loadbearing Stud Tables

Maximum factored axial compressive resistance per stud (kips)

			0 psf Factored Lateral Load												UNSHEATHED						
Wall Height (ft)	Spacing (in.) o.c.	Maximum Bridging Spacing (in.)	362S162-(mils)					400S162-(mils)					600S162-(mils)								
			33	43	54	68	97	33	43	54	68	97	33	43	54	68	97				
8	12	48	3.04	4.15	6.28	8.06	11.66	3.24	4.44	6.93	9.20	13.40	3.68	5.07	8.24	10.88	16.57				
	16	48	3.04	4.15	6.28	8.06	11.66	3.24	4.44	6.93	9.20	13.40	3.68	5.07	8.24	10.88	16.57				
	24	48	3.04	4.15	6.28	8.06	11.66	3.24	4.44	6.93	9.20	13.40	3.68	5.07	8.24	10.88	16.57				
9	12	48	2.93	4.01	5.95	7.57	10.91	3.15	4.33	6.66	8.82	12.74	3.68	5.07	8.24	10.88	16.57				
	16	48	2.93	4.01	5.95	7.57	10.91	3.15	4.33	6.66	8.82	12.74	3.68	5.07	8.24	10.88	16.57				
	24	48	2.93	4.01	5.95	7.57	10.91	3.15	4.33	6.66	8.82	12.74	3.68	5.07	8.24	10.88	16.57				
10	12	48	2.81	3.84	5.56	7.03	10.06	3.05	4.19	6.34	8.37	11.98	3.68	5.07	8.24	10.88	16.57				
	16	48	2.81	3.84	5.56	7.03	10.06	3.05	4.19	6.34	8.37	11.98	3.68	5.07	8.24	10.88	16.57				
	24	48	2.81	3.84	5.56	7.03	10.06	3.05	4.19	6.34	8.37	11.98	3.68	5.07	8.24	10.88	16.57				
11	12	48	2.68	3.65	5.13	6.43	9.16	2.94	4.03	5.97	7.84	11.13	3.65	5.05	8.24	10.88	16.57				
	16	48	2.68	3.65	5.13	6.43	9.16	2.94	4.03	5.97	7.84	11.13	3.65	5.05	8.24	10.88	16.57				
	24	48	2.68	3.65	5.13	6.43	9.16	2.94	4.03	5.97	7.84	11.13	3.65	5.05	8.24	10.88	16.57				
12	12	48	2.53	3.45	4.65	5.82	8.22	2.81	3.86	5.57	7.24	10.22	3.60	4.99	8.14	10.88	16.57				
	16	48	2.53	3.45	4.65	5.82	8.22	2.81	3.86	5.57	7.24	10.22	3.60	4.99	8.14	10.88	16.57				
	24	48	2.53	3.45	4.65	5.82	8.22	2.81	3.86	5.57	7.24	10.22	3.60	4.99	8.14	10.88	16.57				
13	12	48	2.37	3.23	4.21	5.25	7.35	2.67	3.66	5.13	6.60	9.26	3.55	4.91	7.95	10.69	16.57				
	16	48	2.37	3.23	4.21	5.25	7.35	2.67	3.66	5.13	6.60	9.26	3.55	4.91	7.95	10.69	16.57				
	24	48	2.37	3.23	4.21	5.25	7.35	2.67	3.66	5.13	6.60	9.26	3.55	4.91	7.95	10.69	16.57				
14	12	48	2.21	3.00	3.81	4.74	6.59	2.52	3.46	4.71	5.98	8.34	3.48	4.82	7.72	10.38	16.47				
	16	48	2.21	3.00	3.81	4.74	6.59	2.52	3.46	4.71	5.98	8.34	3.48	4.82	7.72	10.38	16.47				
	24	48	2.21	3.00	3.81	4.74	6.59	2.52	3.46	4.71	5.98	8.34	3.48	4.82	7.72	10.38	16.47				
16	12	48	1.87	2.53	3.13	3.88	5.33	2.21	3.02	3.96	4.92	6.78	3.31	4.59	7.16	9.62	15.19				
	16	48	1.87	2.53	3.13	3.88	5.33	2.21	3.02	3.96	4.92	6.78	3.31	4.59	7.16	9.62	15.19				
	24	48	1.87	2.53	3.13	3.88	5.33	2.21	3.02	3.96	4.92	6.78	3.31	4.59	7.16	9.62	15.19				
18	12	48	1.58	2.10	2.60	3.20	4.37	1.89	2.58	3.30	4.07	5.57	3.10	4.30	6.50	8.72	13.69				
	16	48	1.58	2.10	2.60	3.20	4.37	1.89	2.58	3.30	4.07	5.57	3.10	4.30	6.50	8.72	13.69				
	24	48	1.58	2.10	2.60	3.20	4.37	1.89	2.58	3.30	4.07	5.57	3.10	4.30	6.50	8.72	13.69				
20	12	48	1.35	1.76	2.17	2.67	3.63	1.61	2.20	2.76	3.40	4.64	2.87	3.98	5.78	7.74	12.09				
	16	48	1.35	1.76	2.17	2.67	3.63	1.61	2.20	2.76	3.40	4.64	2.87	3.98	5.78	7.74	12.09				
	24	48	1.35	1.76	2.17	2.67	3.63	1.61	2.20	2.76	3.40	4.64	2.87	3.98	5.78	7.74	12.09				
22	12	48	1.16	1.49	1.84	2.26	3.06	1.39	1.90	2.34	2.88	3.91	2.62	3.64	5.05	6.77	10.51				
	16	48	1.16	1.49	1.84	2.26	3.06	1.39	1.90	2.34	2.88	3.91	2.62	3.64	5.05	6.77	10.51				
	24	48	1.16	1.49	1.84	2.26	3.06	1.39	1.90	2.34	2.88	3.91	2.62	3.64	5.05	6.77	10.51				
24	12	48	0.99	1.28					1.21	1.63	2.00	2.46	3.33	2.37	3.30	4.45	5.95	9.18			
	16	48	0.99	1.28					1.21	1.63	2.00	2.46	3.33	2.37	3.30	4.45	5.95	9.18			
	24	48	0.99	1.28					1.21	1.63	2.00	2.46	3.33	2.37	3.30	4.45	5.95	9.18			

			0 psf Factored Lateral Load												UNSHEATHED						
Wall Height (ft)	Spacing (in.) o.c.	Maximum Bridging Spacing (in.)	600S200-(mils)					800S162-(mils)					800S200-(mils)								
			33	43	54	68	97	43	54	68	97	43	54	68	97						
8	12	48	4.33	6.42	10.96	14.55	22.72	4.96	7.94	10.55	16.33	6.59	11.30	14.94	23.14						
	16	48	4.33	6.42	10.96	14.55	22.72	4.96	7.94	10.55	16.33	6.59	11.30	14.94	23.14						
	24	48	4.33	6.42	10.96	14.55	22.72	4.96	7.94	10.55	16.33	6.59	11.30	14.94	23.14						
9	12	48	4.30	6.36	10.81	14.36	22.41	4.96	7.94	10.55	16.33	6.59	11.30	14.94	23.14						
	16	48	4.30	6.36	10.81	14.36	22.41	4.96	7.94	10.55	16.33	6.59	11.30	14.94	23.14						
	24	48	4.30	6.36	10.81	14.36	22.41	4.96	7.94	10.55	16.33	6.59	11.30	14.94	23.14						
10	12	48	4.26	6.29	10.63	14.11	22.02	4.96	7.94	10.55	16.33	6.59	11.30	14.94	23.14						
	16	48	4.26	6.29	10.63	14.11	22.02	4.96	7.94	10.55	16.33	6.59	11.30	14.94	23.14						
	24	48	4.26	6.29	10.63	14.11	22.02	4.96	7.94	10.55	16.33	6.59	11.30	14.94	23.14						
11	12	48	4.21	6.21	10.40	13.82	21.54	4.96	7.94	10.55	16.33	6.59	11.30	14.94	23.14						
	16	48	4.21	6.21	10.40	13.82	21.54	4.96	7.94	10.55	16.33	6.59	11.30	14.94	23.14						
	24	48	4.21	6.21	10.40	13.82	21.54	4.96	7.94	10.55	16.33	6.59	11.30	14.94	23.14						
12	12	48	4.16	6.10	10.14	13.46	20.97	4.96	7.94	10.55	16.33	6.59	11.30	14.94	23.14						
	16	48	4.16	6.10	10.14	13.46	20.97	4.96	7.94	10.55	16.33	6.59	11.30	14.94	23.14						
	24	48	4.16	6.10	10.14	13.46	20.97	4.96	7.94	10.55	16.33	6.59	11.30	14.94	23.14						
13	12	48	4.09	5.98	9.83	13.05	20.31	4.96	7.94	10.55	16.33	6.57	11.29	14.94	23.14						
	16	48	4.09	5.98	9.83	13.05	20.31	4.96	7.94	10.55	16.33	6.57	11.29	14.94	23.14						
	24	48	4.09	5.98	9.83	13.05	20.31	4.96	7.94	10.55	16.33	6.57	11.29	14.94	23.14						
14	12	48	4.02	5.84	9.49	12.59	19.57	4.96	7.94	10.55	16.33	6.51	11.13	14.84	23.14						
	16	48	4.02	5.84	9.49	12.59	19.57	4.96	7.94	10.55	16.33	6.51	11.13	14.84	23.14						
	24	48	4.02	5.84	9.49	12.59	19.57	4.96	7.94	10.55	16.33	6.51	11.13	14.84	23.14						
16	12	48	3.84	5.52	8.71	11.56	17.92	4.96	7.94	10.55	16.33	6.35	10.72	14.28	22.50						
	16	48	3.84	5.52	8.71	11.56	17.92	4.96	7.94	10.55	16.33	6.35	10.72	14.28	22.50						
	24	48	3.84	5.52	8.71	11.56	17.92	4.96	7.94	10.55	16.33	6.35	10.72	14.28	22.50						
18	12	48	3.62	5.16	7.85	10.42	16.10	4.96	7.94	10.55	16.33	6.13	10.17	13.56	21.34						
	16	48	3.62	5.16	7.85	10.42	16.10	4.96	7.94	10.55	16.33	6.13	10.17	13.56	21.34						
	24	48	3.62	5.16	7.85	10.42	16.10	4.96	7.94	10.55	16.33	6.13	10.17	13.56	21.34						
20	12	48	3.39	4.76	6.96	9.24	14.23	4.89	7.85	10.55	16.33	5.87	9.53	12.71	20.00						
	16	48	3.39	4.76	6.96	9.24	14.23	4.89	7.85	10.55	16.33	5.87	9.53	12.71	20.00						
	24	48	3.39	4.76	6.96	9.24	14.23	4.89	7.85	10.55	16.33	5.87	9.53	12.71	20.00						
22	12	48	3.14	4.36	6.08	8.06	12.37	4.67	7.31	9.87	15.79	5.58	8.82	11.78	18.53						
	16	48	3.14	4.36	6.08	8.06	12.37	4.67	7.31	9.87	15.79										

Combined Axial and Lateral Loadbearing Stud Tables

Maximum factored axial compressive resistance per stud (kips)

			10 psf Factored Lateral Load															UNSHEATHED			
Wall Height (ft)	Spacing (in.) o.c.	Maximum Bridging Spacing (in.)	362S162-(mils)					400S162-(mils)					600S162-(mils)								
			33	43	54	68	97	33	43	54	68	97	33	43	54	68	97				
8	12	48	2.59	3.70	5.86	7.63	11.19	2.82	4.03	6.53	8.78	12.94	3.40	4.80	7.99	10.63	16.29				
	16	48	2.45	3.56	5.73	7.49	11.04	2.69	3.89	6.40	8.64	12.79	3.31	4.71	7.90	10.55	16.20				
	24	48	2.17	3.28	5.46	7.21	10.73	2.42	3.63	6.15	8.36	12.49	3.12	4.53	7.74	10.38	16.01				
9	12	48	2.37	3.44	5.42	7.04	10.32	2.63	3.80	6.15	8.28	12.16	3.32	4.72	7.91	10.56	16.20				
	16	48	2.20	3.26	5.25	6.87	10.13	2.46	3.63	5.99	8.10	11.97	3.20	4.60	7.80	10.45	16.08				
	24	48	1.86	2.92	4.93	6.53	9.76	2.14	3.30	5.67	7.76	11.59	2.97	4.38	7.59	10.24	15.84				
10	12	48	2.14	3.15	4.93	6.39	9.36	2.41	3.54	5.71	7.71	11.26	3.23	4.63	7.82	10.47	16.10				
	16	48	1.93	2.94	4.74	6.19	9.14	2.21	3.33	5.52	7.49	11.03	3.08	4.49	7.69	10.33	15.94				
	24	48	1.54	2.53	4.36	5.79	8.70	1.83	2.94	5.13	7.08	10.58	2.79	4.20	7.42	10.06	15.63				
11	12	48	1.88	2.84	4.40	5.70	8.36	2.18	3.25	5.23	7.05	10.29	3.10	4.51	7.72	10.36	15.98				
	16	48	1.65	2.60	4.18	5.47	8.11	1.95	3.01	5.00	6.81	10.02	2.92	4.33	7.55	10.19	15.78				
	24	48	1.22	2.14	3.76	5.04	7.63	1.51	2.56	4.57	6.33	9.50	2.57	3.99	7.22	9.86	15.39				
12	12	48	1.63	2.52	3.86	5.01	7.34	1.93	2.95	4.73	6.34	9.26	2.95	4.34	7.51	10.24	15.83				
	16	48	1.38	2.25	3.62	4.77	7.07	1.67	2.68	4.47	6.07	8.97	2.74	4.13	7.30	10.03	15.59				
	24	48	0.92	1.76	3.18	4.31	6.56	1.20	2.17	3.99	5.55	8.40	2.33	3.72	6.90	9.62	15.11				
13	12	48	1.38	2.20	3.36	4.38	6.42	1.68	2.63	4.20	5.62	8.22	2.78	4.15	7.21	9.92	15.66				
	16	48	1.12	1.91	3.11	4.13	6.13	1.41	2.34	3.93	5.33	7.90	2.53	3.91	6.97	9.68	15.36				
	24	48	0.64	1.40	2.66	3.65	5.61	0.90	1.80	3.42	4.78	7.31	2.06	3.43	6.50	9.19	14.78				
14	12	48	1.15	1.89	2.91	3.82	5.61	1.44	2.32	3.71	4.94	7.23	2.59	3.94	6.86	9.49	15.36				
	16	48	0.88	1.60	2.66	3.56	5.32	1.15	2.01	3.42	4.64	6.90	2.32	3.66	6.59	9.20	15.00				
	24	48	0.40*	1.07	2.20	3.08	4.78	0.63	1.45	2.90	4.08	6.29	1.79	3.12	6.06	8.65	14.31				
16	12	48	0.74	1.34	2.18	2.90	4.29	1.00	1.74	2.86	3.80	5.60	2.19	3.46	6.07	8.47	13.74				
	16	48	0.47*	1.05	1.92	2.64	4.00	0.70	1.41	2.56	3.49	5.26	1.86	3.12	5.73	8.12	13.29				
	24	48		0.53*	1.47*	2.16	3.47	0.17*	0.83*	2.03	2.93	4.65	1.24	2.47	5.10	7.44	12.43				
18	12	48	0.44*	0.90*	1.62	2.20	3.31	0.64*	1.24	2.16	2.92	4.36	1.77	2.94	5.20	7.34	11.93				
	16	48	0.18*	0.62*	1.37*	1.95	3.02	0.34*	0.91*	1.87	2.61	4.02	1.39	2.54	4.82	6.94	11.41				
	24	48			0.94*	1.48*	2.51		0.35*	1.36*	2.07*	3.43	0.71	1.82	4.11	6.17	10.45				
20	12	48	0.21*	0.58*	1.20*	1.68	2.57	0.36*	0.85*	1.62	2.24	3.41	1.36	2.42	4.34	6.20	10.11				
	16	48		0.32*	0.96*	1.43*	2.29	0.08*	0.54*	1.35*	1.95	3.09	0.96	1.99	3.93	5.77	9.56				
	24	48			0.99*	1.80*				0.86*	1.43*	2.52*	0.24*	1.21	3.19	4.96	8.54				
22	12	48		0.35*	0.88*	1.27*	2.00	0.15*	0.55*	1.22*	1.73	2.69	0.99	1.93	3.54	5.14	8.42				
	16	48			0.66*	1.04*	1.74*		0.25*	0.95*	1.45*	2.38	0.57	1.48	3.13	4.69	7.85				
	24	48					1.28*					0.96*	1.84*		0.68*	2.39	3.89	6.83			
24	12	48								0.32*	0.90*	1.33*	2.13	0.66	1.48	2.88	4.26	7.02			
	16	48										1.07*	1.84*	0.25*	1.03	2.47	3.81	6.46			
	24	48										1.32*		0.24*	1.74*	3.02	5.46				

			10 psf Factored Lateral Load															UNSHEATHED			
Wall Height (ft)	Spacing (in.) o.c.	Maximum Bridging Spacing (in.)	600S200-(mils)					800S162-(mils)				800S200-(mils)									
			33	43	54	68	97	43	54	68	97	43	54	68	97	43	54	68	97		
8	12	48	4.04	6.12	10.65	14.25	22.40	4.77	7.77	10.38	16.16	6.37	11.08	14.73	22.93						
	16	48	3.94	6.02	10.55	14.15	22.30	4.71	7.71	10.33	16.10	6.30	11.01	14.66	22.86						
	24	48	3.75	5.82	10.36	13.96	22.09	4.58	7.60	10.22	15.98	6.15	10.87	14.52	22.72						
9	12	48	3.93	5.98	10.42	13.97	22.00	4.72	7.72	10.33	16.11	6.31	11.02	14.67	22.87						
	16	48	3.80	5.85	10.29	13.84	21.87	4.64	7.65	10.26	16.03	6.22	10.93	14.58	22.78						
	24	48	3.56	5.59	10.04	13.59	21.60	4.48	7.50	10.12	15.88	6.03	10.75	14.40	22.61						
10	12	48	3.80	5.81	10.14	13.63	21.50	4.66	7.67	10.28	16.05	6.24	10.95	14.60	22.80						
	16	48	3.65	5.65	9.98	13.47	21.33	4.56	7.57	10.19	15.95	6.12	10.84	14.49	22.69						
	24	48	3.35	5.33	9.67	13.15	21.00	4.36	7.39	10.02	15.77	5.89	10.60	14.27	22.47						
11	12	48	3.65	5.62	9.81	13.22	20.90	4.59	7.60	10.22	15.98	6.16	10.87	14.52	22.72						
	16	48	3.47	5.42	9.62	13.03	20.70	4.47	7.49	10.11	15.87	6.02	10.73	14.39	22.58						
	24	48	3.11	5.04	9.24	12.64	20.28	4.23	7.27	9.89	15.63	5.73	10.44	14.11	22.31						
12	12	48	3.49	5.40	9.43	12.75	20.20	4.52	7.53	10.15	15.91	6.07	10.78	14.43	22.63						
	16	48	3.28	5.17	9.20	12.52	19.95	4.37	7.40	10.02	15.77	5.90	10.61	14.26	22.46						
	24	48	2.85	4.72	8.75	12.06	19.45	4.08	7.13	9.76	15.48	5.56	10.26	13.93	22.13						
13	12	48	3.31	5.15	9.00	12.21	19.40	4.43	7.45	10.07	15.82	5.95	10.67	14.33	22.52						
	16	48	3.06	4.89	8.73	11.94	19.10	4.26	7.29	9.92	15.65	5.75	10.46	14.13	22.32						
	24	48	2.58	4.37	8.21	11.41	18.52	3.92	6.98	9.61	15.32	5.35	10.05	13.73	21.92						
14	12	48	3.11	4.89	8.53	11.62	18.51	4.34	7.37	9.99	15.73	5.79	10.40	14.11	22.40						
	16	48	2.83	4.58	8.22	11.31	18.17	4.14	7.18	9.80	15.53	5.55	10.17	13.88	22.16						
	24	48	2.29	4.00	7.64	10.70	17.50	3.74	6.81	9.43	15.13	5.09	9.69	13.40	21.68						
16	12	48	2.68	4.30	7.50	10.31	16.53	4.13	7.16	9.78	15.49	5.41	9.76	13.33	21.50						
	16	48	2.34	3.93	7.13	9.93	16.10	3.87	6.91	9.53	15.22	5.10	9.45	13.02	21.18						
	24	48	1.69	3.23	6.42	9.19	15.27	3.35	6.41	9.04	14.68	4.51	8.85	12.41	20.54						
18	12	48	2.23	3.68	6.42	8.93	14.43	3.89	6.91	9.53	15.20	4.95	8.98	12.36	20.08						
	16	48	1.83	3.25	6.00	8.49	13.92	3.55	6.58	9.20	14.84	4.58	8.60	11.97	19.67						
	24	48	1.10	2.46	5.22	7.66	12.97	2.90	5.95	8.56	14.12	3.86	7.86	11.22	18.87						
20	12	48	1.78	3.07	5.38	7.57	12.33	3.56	6.54	9.22	14.83	4.45	8.10	11.26	18.45						
	16	48	1.35	2.60	4.93	7.10	11.78	3.15	6.13	8.80	14.36	4.02	7.66	10.80	17.96						
	24	48	0.57	1.75	4.11	6.22	10.77	2.38	5.36	8.00	13.45	3.19	6.81	9.93	17.02						
22	12	48	1.37	2.49	4.41	6.30	10.35	3.11	5.81	8.31	13.93	3.93	7.19	10.10	16.71						
	16	48	0.91	2.00	3.96	5.81	9.78	2.65	5.35	7.84	13.36	3.43	6.69	9.59	16.15						
	24	48	0.11*	1.13	3.14	4.93	8.76	1.79	4.50	6.94	12.28	2.51	5.76	8.62	15.08						

Combined Axial and Lateral Loadbearing Stud Tables

Maximum factored axial compressive resistance per stud (kips)

			20 psf Factored Lateral Load												UNSHEATHED			
Wall Height (ft)	Spacing (in.) o.c.	Maximum Bridging Spacing (in.)	362S162-(mils)					400S162-(mils)					600S162-(mils)			54	68	97
			33	43	54	68	97	33	43	54	68	97	33	43	54			
8	12	48	2.17	3.28	5.46	7.21	10.73	2.42	3.63	6.15	8.36	12.49	3.12	4.53	7.74	10.38	16.01	
	16	48	1.90	3.01	5.20	6.94	10.44	2.17	3.37	5.89	8.09	12.20	2.94	4.35	7.57	10.22	15.82	
	24	48	1.39	2.48	4.70	6.42	9.86	1.67	2.86	5.40	7.56	11.62	2.58	4.00	7.24	9.89	15.45	
9	12	48	1.86	2.92	4.93	6.53	9.76	2.14	3.30	5.67	7.76	11.59	2.97	4.38	7.59	10.24	15.84	
	16	48	1.54	2.59	4.62	6.20	9.40	1.83	2.98	5.36	7.42	11.23	2.73	4.15	7.37	10.02	15.59	
	24	48	0.95	1.96	4.02	5.58	8.70	1.24	2.37	4.76	6.77	10.51	2.28	3.70	6.95	9.60	15.11	
10	12	48	1.54	2.53	4.36	5.79	8.70	1.83	2.94	5.13	7.08	10.58	2.79	4.20	7.42	10.06	15.63	
	16	48	1.18	2.15	4.00	5.42	8.29	1.47	2.56	4.77	6.68	10.15	2.50	3.92	7.15	9.79	15.32	
	24	48	0.52	1.45	3.33	4.72	7.50	0.80	1.85	4.07	5.93	9.32	1.94	3.37	6.62	9.26	14.71	
11	12	48	1.22	2.14	3.76	5.04	7.63	1.51	2.56	4.57	6.33	9.50	2.57	3.99	7.22	9.86	15.39	
	16	48	0.83	1.72	3.37	4.63	7.17	1.11	2.13	4.16	5.88	9.01	2.23	3.65	6.88	9.53	15.01	
	24	48		0.96	2.65	3.88	6.32	0.38	1.35	3.39	5.04	8.09	1.57	2.98	6.24	8.88	14.25	
12	12	48	0.92	1.76	3.18	4.31	6.56	1.20	2.17	3.99	5.55	8.40	2.33	3.72	6.90	9.62	15.11	
	16	48	0.51*	1.31	2.77	3.88	6.08	0.77	1.71	3.55	5.07	7.87	1.93	3.32	6.51	9.22	14.64	
	24	48		0.52*	2.03	3.10	5.20		0.87	2.73	4.18	6.88	1.17	2.56	5.75	8.44	13.72	
13	12	48	0.64	1.40	2.66	3.65	5.61	0.90	1.80	3.42	4.78	7.31	2.06	3.43	6.50	9.19	14.78	
	16	48	0.22*	0.94*	2.24	3.22	5.12	0.45*	1.31	2.96	4.28	6.75	1.62	2.98	6.05	8.72	14.21	
	24	48			1.50*	2.43*	4.23		0.43*	2.12	3.37	5.74	0.77	2.11	5.18	7.82	13.12	
14	12	48	0.40*	1.07	2.20	3.08	4.78	0.63	1.45	2.90	4.08	6.29	1.79	3.12	6.06	8.65	14.31	
	16	48		0.61*	1.79*	2.64	4.30	0.17*	0.94*	2.43	3.57	5.73	1.29	2.61	5.55	8.12	13.64	
	24	48			1.05*	1.86*	3.41			1.58*	2.66*	4.71	0.37	1.65	4.59	7.11	12.37	
16	12	48		0.53*	1.47*	2.66*	3.47	0.17*	0.83*	2.03	2.93	4.65	1.24	2.47	5.10	7.44	12.43	
	16	48		0.08*	1.07*	1.73*	2.99		0.32*	1.56*	2.43	4.09	0.66	1.87	4.50	6.81	11.63	
	24	48			0.99*	1.86*	2.15*			0.73*	1.55*	3.11*		0.76	3.40	5.62	10.14	
18	12	48			0.94*	1.48*	2.51		0.35*	1.36*	2.07*	3.43	0.71	1.82	4.11	6.17	10.45	
	16	48				1.08*	2.05*			0.91*	1.59*	2.89*	0.09*	1.15	3.46	5.47	9.55	
	24	48					1.26*				1.96*				2.28*	4.20	7.94	
20	12	48			0.99*	1.80*				0.86*	1.43*	2.52*	0.24*	1.21	3.19	4.96	8.54	
	16	48				1.37*					0.98*	2.01*		0.52*	2.52	4.24	7.61	
	24	48													1.33*	2.94*	5.98	
22	12	48					1.28*					0.96*	1.84*		0.68*	2.39	3.89	6.83
	16	48										1.36*			1.73*	3.17	5.92	
	24	48													0.57*	1.90*	4.33*	
24	12	48										1.32*		0.24*	1.74*	3.02	5.46	
	16	48													1.10*	2.31*	4.58	
	24	48														1.09*	3.04*	

			20 psf Factored Lateral Load												UNSHEATHED			
Wall Height (ft)	Spacing (in.) o.c.	Maximum Bridging Spacing (in.)	600S200-(mils)					800S162-(mils)					800S200-(mils)			54	68	97
			33	43	54	68	97	43	54	68	97	43	54	68				
8	12	48	3.75	5.82	10.36	13.96	22.09	4.58	7.60	10.22	15.98	6.15	10.87	14.52	22.72			
	16	48	3.56	5.62	10.16	13.76	21.88	4.46	7.48	10.11	15.86	6.01	10.72	14.38	22.59			
	24	48	3.18	5.22	9.76	13.36	21.47	4.21	7.26	9.89	15.63	5.71	10.44	14.11	22.31			
9	12	48	3.56	5.59	10.04	13.59	21.60	4.48	7.50	10.12	15.88	6.03	10.75	14.40	22.61			
	16	48	3.32	5.34	9.79	13.34	21.33	4.32	7.36	9.98	15.73	5.84	10.56	14.22	22.43			
	24	48	2.85	4.84	9.29	12.84	20.80	4.00	7.07	9.70	15.43	5.47	10.20	13.87	22.08			
10	12	48	3.35	5.33	9.67	13.15	21.00	4.36	7.39	10.02	15.77	5.89	10.60	14.27	22.47			
	16	48	3.06	5.02	9.35	12.84	20.66	4.16	7.21	9.84	15.58	5.66	10.37	14.04	22.25			
	24	48	2.48	4.41	8.74	12.22	20.00	3.77	6.85	9.49	15.20	5.20	9.92	13.60	21.80			
11	12	48	3.11	5.04	9.24	12.64	20.28	4.23	7.27	9.89	15.63	5.73	10.44	14.11	22.31			
	16	48	2.76	4.67	8.86	12.26	19.87	3.99	7.05	9.68	15.40	5.45	10.16	13.83	22.03			
	24	48	2.08	3.94	8.12	11.52	19.07	3.51	6.61	9.25	14.94	4.89	9.60	13.28	21.49			
12	12	48	2.85	4.72	8.75	12.06	19.45	4.08	7.13	9.76	15.48	5.56	10.26	13.93	22.13			
	16	48	2.45	4.28	8.31	11.61	18.97	3.79	6.87	9.50	15.20	5.22	9.92	13.60	21.79			
	24	48	1.66	3.44	7.45	10.74	18.01	3.23	6.34	8.98	14.65	4.56	9.25	12.93	21.13			
13	12	48	2.58	4.37	8.21	11.41	18.52	3.92	6.98	9.61	15.32	5.35	10.05	13.73	21.92			
	16	48	2.11	3.87	7.71	10.89	17.95	3.58	6.66	9.30	14.98	4.95	9.65	13.33	21.52			
	24	48	1.23	2.92	6.74	9.89	16.85	2.92	6.04	8.69	14.32	4.17	8.86	12.54	20.73			
14	12	48	2.29	4.00	7.64	10.70	17.50	3.74	6.81	9.43	15.13	5.09	9.69	13.40	21.68			
	16	48	1.77	3.44	7.07	10.12	16.85	3.35	6.44	9.07	14.73	4.64	9.23	12.94	21.21			
	24	48	0.80	2.40	6.00	9.01	15.61	2.59	5.72	8.36	13.95	3.75	8.32	12.03	20.27			
16	12	48	1.69	3.23	6.42	9.19	15.27	3.35	6.41	9.04	14.68	4.51	8.85	12.41	20.54			
	16	48	1.08	2.57	5.76	8.50	14.49	2.84	5.93	8.56	14.14	3.94	8.25	11.81	19.91			
	24	48		1.37	4.54	7.20	13.01	1.87	4.99	7.62	13.10	2.83	7.12	10.66	18.69			
18	12	48	1.10	2.46	5.22	7.66	12.97	2.90	5.95	8.56	14.12	3.86	7.86	11.22	18.87			
	16	48	0.44	1.74	4.50	6.89	12.09	2.28	5.34	7.94	13.43	3.18	7.16	10.50	18.10			
	24	48		0.44*	3.20	5.50	10.48	1.10	4.18	6.76	12.10	1.89	5.82	9.13	16.62			
20	12	48	0.57	1.75	4.11	6.22	10.77	2.38	5.36	8.00	13.45	3.19	6.81	9.93	17.02			
	16	48		1.00	3.37	5.42	9.84	1.65	4.63	7.24	12.58	2.40	6.01	9.10	16.11			
	24	48			2.06*	4.00	8.19	0.31	3.28	5.82	10.95	0.96	4.53	7.55	14.40			
22	12	48	0.11*	1.13	3.14	4.93	8.76	1.79	4.50	6.94	12.28	2.51	5.76	8.62	15.08			
	16	48		0.36*	2.41*	4.14	7.84	1.00	3.71	6.11	11.27	1.66	4.90	7.71	14.07			
	24	48			1.13*	2.75*	6.22		2.27	4.57	9.41	0.11	3.32	6.04	12.21			
24	12	48		0.61*	2.35*	3.88	7.12	1.24	3.67	5.87	10.62	1.87	4.77	7.34	13.17			
	16	48			1.64*	3.11*	6.22	0.40*	2.85	4.99	9.55	0.97	3.87	6.39	12.09			
	24	48				1.76*	4.65*		1.37*	3.40	7.62		2.25*	4.65	10.13			

CSSBI LIGHTWEIGHT STEEL FRAMING MANUFACTURER MEMBERS:

BAILEY METAL PRODUCTS EB METAL

IMPERIAL SHEET METAL LTD.

STEEFORM BUILDING PRODUCTS

TREBOR BUILDING PRODUCTS LTD.

Combined Axial and Lateral Loadbearing Stud Tables

Maximum factored axial compressive resistance per stud (kips)

			30 psf Factored Lateral Load															UNSHEATHED		
Wall Height (ft)	Spacing (in.) o.c.	Maximum Bridging Spacing (in.)	362S162-(mils)					400S162-(mils)					600S162-(mils)							
			33	43	54	68	97	33	43	54	68	97	33	43	54	68	97			
8	12	48	1.77	2.87	5.08	6.81	10.29	2.04	3.24	5.77	7.96	12.05	2.85	4.26	7.49	10.14	15.73			
	16	48	1.39	2.48	4.70	6.42	9.86	1.67	2.86	5.40	7.56	11.62	2.58	4.00	7.24	9.89	15.45			
	24	48	0.67	1.73	3.98	5.67	9.02	0.97	2.13	4.69	6.80	10.77	2.04	3.48	6.75	9.41	14.89			
9	12	48	1.39	2.43	4.46	6.04	9.22	1.67	2.82	5.20	7.26	11.04	2.62	4.04	7.27	9.92	15.47			
	16	48	0.95	1.96	4.02	5.58	8.70	1.24	2.37	4.76	6.77	10.51	2.28	3.70	6.95	9.60	15.11			
	24	48		1.10	3.19	4.70	7.71		1.51	3.91	5.85	9.49	1.61	3.04	6.32	8.98	14.40			
10	12	48	1.01	1.97	3.83	5.24	8.08	1.29	2.38	4.59	6.49	9.94	2.36	3.78	7.01	9.66	15.17			
	16	48	0.52	1.45	3.33	4.72	7.50	0.80	1.85	4.07	5.93	9.32	1.94	3.37	6.62	9.26	14.71			
	24	48		0.50*	2.41	3.75	6.40		0.88	3.11	4.87	8.15	1.13	2.56	5.84	8.48	13.81			
11	12	48	0.64	1.52	3.18	4.44	6.95	0.92	1.93	3.96	5.67	8.77	2.06	3.48	6.72	9.36	14.82			
	16	48		0.96	2.65	3.88	6.32	0.38	1.35	3.39	5.04	8.09	1.57	2.98	6.24	8.88	14.25			
	24	48			1.69*	2.86	5.16			2.35	3.90	6.81	0.63	2.03	5.30	7.93	13.15			
12	12	48	0.31*	1.10	2.58	3.68	5.85	0.56	1.49	3.33	4.84	7.61	1.74	3.13	6.32	9.02	14.41			
	16	48		0.52*	2.03	3.10	5.20		0.87	2.73	4.18	6.88	1.17	2.56	5.75	8.44	13.72			
	24	48			1.06*	2.07*	4.02			1.65*	2.99	5.54	0.11	1.47	4.66	7.31	12.40			
13	12	48		0.72*	2.05	3.01	4.89	0.24*	1.08	2.74	4.04	6.49	1.40	2.75	5.83	8.49	13.93			
	16	48			1.50*	2.43*	4.23		0.43*	2.12	3.37	5.74	0.77	2.11	5.18	7.82	13.12			
	24	48			0.54*	1.41*	3.06*			1.02*	2.18*	4.39		0.90	3.97	6.54	11.57			
14	12	48		0.39*	1.59*	2.44	4.06		0.70*	2.20	3.33	5.47	1.06	2.37	5.31	7.86	13.32			
	16	48			1.05*	1.86*	3.41			1.58*	2.66*	4.71	0.37	1.65	4.59	7.11	12.37			
	24	48			0.86*	0.86*	2.26*			0.49*	1.48*	3.38*		0.34	3.27	5.70	10.61			
16	12	48			0.88*	1.54*	2.77*		0.08*	1.34*	2.20*	3.83	0.39	1.58	4.21	6.50	11.24			
	16	48				0.99*	2.15*			0.73*	1.55*	3.11*		0.76	3.40	5.62	10.14			
	24	48										1.83*			1.92*	4.03	8.12			
18	12	48					1.84*			0.70*	1.37*	2.64*		0.84	3.15	5.14	9.13			
	16	48					1.26*					1.96*			2.28*	4.20	7.94			
	24	48													0.75*	2.52*	5.83			
20	12	48										1.78*		0.19*	2.21*	3.89	7.18			
	16	48													1.33*	2.94*	5.98			
	24	48														1.27*	3.87*			
22	12	48													1.42*	2.83*	5.50			
	16	48													0.57*	1.90*	4.33*			
	24	48															2.31*			
24	12	48												0.80*	1.99*	4.17*				
	16	48													1.09*	3.04*				
	24	48																		

			30 psf Factored Lateral Load															UNSHEATHED		
Wall Height (ft)	Spacing (in.) o.c.	Maximum Bridging Spacing (in.)	600S200-(mils)					800S162-(mils)					800S200-(mils)							
			33	43	54	68	97	43	54	68	97	43	54	68	97					
8	12	48	3.46	5.52	10.06	13.66	21.78	4.39	7.43	10.05	15.80	5.93	10.65	14.31	22.52					
	16	48	3.18	5.22	9.76	13.36	21.47	4.21	7.26	9.89	15.63	5.71	10.44	14.11	22.31					
	24	48	2.63	4.63	9.18	12.78	20.85	3.83	6.92	9.56	15.28	5.28	10.01	13.69	21.90					
9	12	48	3.20	5.21	9.66	13.21	21.20	4.24	7.28	9.91	15.65	5.75	10.47	14.14	22.34					
	16	48	2.85	4.84	9.29	12.84	20.80	4.00	7.07	9.70	15.43	5.47	10.20	13.87	22.08					
	24	48	2.16	4.10	8.55	12.10	20.01	3.53	6.64	9.28	14.98	4.92	9.65	13.34	21.55					
10	12	48	2.91	4.87	9.20	12.68	20.49	4.06	7.12	9.75	15.48	5.54	10.26	13.93	22.13					
	16	48	2.48	4.41	8.74	12.22	20.00	3.77	6.85	9.49	15.20	5.20	9.92	13.60	21.80					
	24	48	1.65	3.52	7.84	11.31	19.02	3.18	6.32	8.97	14.64	4.51	9.24	12.93	21.14					
11	12	48	2.59	4.49	8.67	12.08	19.67	3.87	6.94	9.57	15.29	5.31	10.02	13.70	21.90					
	16	48	2.08	3.94	8.12	11.52	19.07	3.51	6.61	9.25	14.94	4.89	9.60	13.28	21.49					
	24	48	1.11	2.90	7.06	10.43	17.89	2.80	5.96	8.61	14.25	4.07	8.78	12.47	20.68					
12	12	48	2.25	4.07	8.09	11.39	18.73	3.65	6.73	9.37	15.06	5.05	9.75	13.43	21.63					
	16	48	1.66	3.44	7.45	10.74	18.01	3.23	6.34	8.98	14.65	4.56	9.25	12.93	21.13					
	24	48	0.56	2.25	6.23	9.48	16.63	2.39	5.56	8.22	13.82	3.58	8.27	11.96	20.15					
13	12	48	1.89	3.63	7.46	10.64	17.67	3.41	6.51	9.14	14.81	4.75	9.45	13.13	21.32					
	16	48	1.23	2.92	6.74	9.89	16.85	2.92	6.04	8.69	14.32	4.17	8.86	12.54	20.73					
	24	48	0.01	1.60	5.38	8.48	15.28	1.95	5.14	7.79	13.34	3.04	7.70	11.39	19.56					
14	12	48	1.52	3.17	6.80	9.84	16.53	3.16	6.26	8.89	14.53	4.41	9.00	12.71	20.97					
	16	48	0.80	2.40	6.00	9.01	15.61	2.59	5.72	8.36	13.95	3.75	8.32	12.03	20.27					
	24	48		0.95	4.52	7.45	13.86	1.49	4.67	7.32	12.81	2.47	7.00	10.70	18.90					
16	12	48	0.79	2.26	5.45	8.16	14.10	2.59	5.69	8.32	13.88	3.66	7.97	11.52	19.60					
	16	48		1.37	4.54	7.20	13.01	1.87	4.99	7.62	13.10	2.83	7.12	10.66	18.69					
	24	48			2.90	5.45	11.01	0.50	3.66	6.27	11.60	1.28	5.51	9.01	16.93					
18	12	48	0.13*	1.40	4.16	6.53	11.67	1.97	5.04	7.64	13.09	2.85	6.81	10.15	17.72					
	16	48		0.44*	3.20	5.50	10.48	1.10	4.18	6.76	12.10	1.89	5.82	9.13	16.62					
	24	48			1.50*	3.66*	8.35		2.58	5.11	10.22	0.11	3.97	7.20	14.52					
20	12	48		0.64*	3.03	5.05	9.41	1.30	4.28	6.88	12.16	2.03	5.63	8.70	15.67					
	16	48			2.06*	4.00	8.19	0.31	3.28	5.82	10.95	0.96	4.53	7.55	14.40					
	24	48			0.37*	2.16*	6.04*		1.46*	3.89	8.70		2.52	5.44	12.05					
22	12	48		0.01*	2.07*	3.77	7.41	0.63	3.34	5.71	10.79	1.25	4.49	7.28	13.59					
	16	48			1.13*	2.75*	6.22		2.27	4.57	9.41	0.11	3.32	6.04	12.21					
	24	48			0.97*	4.14*			0.36*	2.52*	6.93		1.23*	3.81	9.69					
24	12	48			1.32*	2.75*	5.80	0.01*	2.46	4.57	9.04	0.54	3.44	5.93	11.58					
	16	48			1.76*	4.65*			1.37*	3.40	7.62		2.25*	4.65	10.13					
	24	48					2.66*			1.31*	5.07*		0.13*	2.38*	7.54</					

Combined Axial and Lateral Loadbearing Stud Tables

Maximum factored axial compressive resistance per stud (kips)

			40 psf Factored Lateral Load												UNSHEATHED		
Wall Height (ft)	Spacing (in.) o.c.	Maximum Bridging Spacing (in.)	362S162-(mils)					400S162-(mils)					600S162-(mils)				
			33	43	54	68	97	33	43	54	68	97	33	43	54	68	97
8	12	48	1.39	2.48	4.70	6.42	9.86	1.67	2.86	5.40	7.56	11.62	2.58	4.00	7.24	9.89	15.45
	16	48	0.91	1.98	4.22	5.91	9.29	1.20	2.37	4.92	7.05	11.05	2.22	3.65	6.91	9.57	15.08
	24	48		1.03	3.30	4.95	8.21	1.44	4.01	6.06	9.96	1.52	2.96	6.26	8.92	14.34	
9	12	48	0.95	1.96	4.02	5.58	8.70	1.24	2.37	4.76	6.77	10.51	2.28	3.70	6.95	9.60	15.11
	16	48		1.38	3.46	4.99	8.03	0.68	1.79	4.19	6.15	9.83	1.83	3.26	6.53	9.18	14.63
	24	48			2.41	3.88	6.78		0.71	3.11	4.98	8.53	0.96	2.40	5.71	8.36	13.69
10	12	48	0.52	1.45	3.33	4.72	7.50	0.80	1.85	4.07	5.93	9.32	1.94	3.37	6.62	9.26	14.71
	16	48		0.80	2.71	4.06	6.76		1.20	3.43	5.22	8.53	1.40	2.83	6.10	8.74	14.11
	24	48			1.58*	2.86	5.39			2.23	3.90	7.06	0.36	1.78	5.09	7.72	12.93
11	12	48		0.96	2.65	3.88	6.32	0.38	1.35	3.39	5.04	8.09	1.57	2.98	6.24	8.88	14.25
	16	48			2.00	3.18	5.53		0.63	2.68	4.27	7.22	0.93	2.34	5.61	8.24	13.51
	24	48			0.83*	1.94*	4.10			1.41*	2.87	5.64		1.12	4.41	7.01	12.08
12	12	48		0.52*	2.03	3.10	5.20		0.87	2.73	4.18	6.88	1.17	2.56	5.75	8.44	13.72
	16	48			1.37*	2.40*	4.40			1.99*	3.37	5.97	0.46	1.82	5.02	7.68	12.83
	24	48			0.21*	1.15*	2.97*			0.68*	1.93*	4.34		0.44	3.64	6.24	11.13
13	12	48			1.50*	2.43*	4.23		0.43*	2.12	3.37	5.74	0.77	2.11	5.18	7.82	13.12
	16	48			0.84*	1.73*	3.44*			1.37*	2.56*	4.82		1.29	4.36	6.95	12.07
	24	48				2.02*					1.12*	3.18*			2.83	5.34	10.10
14	12	48			1.05*	1.86*	3.41			1.58*	2.66*	4.71	0.37	1.65	4.59	7.11	12.37
	16	48				1.17*	2.63*			0.84*	1.86*	3.80		0.76	3.69	6.15	11.18
	24	48					1.25*					2.20*			2.04	4.39	8.97
16	12	48				0.99*	2.15*			0.73*	1.55*	3.11*		0.76	3.40	5.62	10.14
	16	48					1.40*				0.78*	2.24*			2.39	4.54	8.77
	24	48													0.59*	2.59*	6.31
18	12	48					1.26*					1.96*			2.28*	4.20	7.94
	16	48													1.23*	3.06*	6.50
	24	48													1.04*	3.96*	6.50
20	12	48													1.33*	2.94*	5.98
	16	48													0.29*	1.80*	4.54*
	24	48														2.04*	4.54*
22	12	48													0.57*	1.90*	4.33*
	16	48														0.79*	2.94*
	24	48															2.94*
24	12	48														1.09*	3.04*
	16	48															1.71*
	24	48															

			40 psf Factored Lateral Load												UNSHEATHED		
Wall Height (ft)	Spacing (in.) o.c.	Maximum Bridging Spacing (in.)	600S200-(mils)					800S162-(mils)					800S200-(mils)				
			33	43	54	68	97	43	54	68	97	43	54	68	97		
8	12	48	3.18	5.22	9.76	13.36	21.47	4.21	7.26	9.89	15.63	5.71	10.44	14.11	22.31		
	16	48	2.81	4.82	9.37	12.97	21.06	3.96	7.03	9.67	15.39	5.42	10.15	13.83	22.04		
	24	48	2.08	4.05	8.60	12.20	20.24	3.46	6.58	9.23	14.93	4.84	9.58	13.27	21.49		
9	12	48	2.85	4.84	9.29	12.84	20.80	4.00	7.07	9.70	15.43	5.47	10.20	13.87	22.08		
	16	48	2.39	4.34	8.79	12.34	20.27	3.68	6.78	9.42	15.13	5.10	9.83	13.51	21.73		
	24	48	1.48	3.38	7.82	11.37	19.23	3.06	6.21	8.86	14.53	4.37	9.11	12.81	21.03		
10	12	48	2.48	4.41	8.74	12.22	20.00	3.77	6.85	9.49	15.20	5.20	9.92	13.60	21.80		
	16	48	1.92	3.81	8.14	11.61	19.34	3.38	6.49	9.14	14.83	4.74	9.46	13.15	21.36		
	24	48	0.84	2.66	6.96	10.42	18.06	2.61	5.79	8.45	14.08	3.84	8.57	12.27	20.49		
11	12	48	2.08	3.94	8.12	11.52	19.07	3.51	6.61	9.25	14.94	4.89	9.60	13.28	21.49		
	16	48	1.43	3.24	7.41	10.79	18.28	3.04	6.17	8.82	14.48	4.34	9.05	12.74	20.95		
	24	48	0.19	1.90	6.04	9.39	16.75	2.11	5.32	7.98	13.57	3.26	7.96	11.67	19.87		
12	12	48	1.66	3.44	7.45	10.74	18.01	3.23	6.34	8.98	14.65	4.56	9.25	12.93	21.13		
	16	48	0.92	2.64	6.63	9.89	17.09	2.67	5.82	8.47	14.09	3.90	8.59	12.28	20.48		
	24	48		1.12	5.08	8.28	15.31	1.58	4.80	7.47	13.00	2.63	7.30	11.00	19.18		
13	12	48	1.23	2.92	6.74	9.89	16.85	2.92	6.04	8.69	14.32	4.17	8.86	12.54	20.73		
	16	48	0.41	2.03	5.82	8.94	15.79	2.27	5.43	8.08	13.66	3.42	8.08	11.77	19.94		
	24	48		0.36	4.11	7.15	13.79	1.02	4.25	6.91	12.38	1.95	6.58	10.27	18.41		
14	12	48	0.80	2.40	6.00	9.01	15.61	2.59	5.72	8.36	13.95	3.75	8.32	12.03	20.27		
	16	48		1.42	5.00	7.96	14.43	1.85	5.02	7.66	13.18	2.89	7.43	11.14	19.35		
	24	48			3.16	6.01	12.23	0.43	3.66	6.31	11.69	1.25	5.74	9.42	17.56		
16	12	48		1.37	4.54	7.20	13.01	1.87	4.99	7.62	13.10	2.83	7.12	10.66	18.69		
	16	48		0.27*	3.42	6.02	11.65	0.95	4.10	6.71	12.09	1.79	6.03	9.55	17.51		
	24	48			1.42*	3.87	9.18		2.41	4.99	10.16		3.99	7.44	15.24		
18	12	48		0.44*	3.20	5.50	10.48	1.10	4.18	6.76	12.10	1.89	5.82	9.13	16.62		
	16	48			2.04*	4.25	9.03	0.01	3.10	5.65	10.83	0.68	4.57	7.83	15.20		
	24	48			2.03*	6.45*			1.10*	3.58	8.45		2.27	5.42	12.56		
20	12	48			2.06*	4.00	8.19	0.31	3.28	5.82	10.95	0.96	4.53	7.55	14.40		
	16	48			0.90*	2.75*	6.72		2.04	4.51	9.43		3.17	6.12	12.81		
	24	48			0.56*	4.16*				2.14*	6.65		0.71*	3.51	9.89		
22	12	48			1.13*	2.75*	6.22		2.27	4.57	9.41	0.11	3.32	6.04	12.21		
	16	48				1.53*	4.79*		0.97*	3.18	7.73		1.90*	4.52	10.50		
	24	48					2.33*			0.70*	4.71*			1.81*	7.42		
24	12	48				1.76*	4.65*		1.37*	3.40	7.62		2.25*	4.65	10.13		
	16	48					3.28*		0.05*	1.98*	5.88		0.80*	3.10*	8.36		
	24	48									2.83*			0.37*	5.23*		

CSSBI LIGHTWEIGHT STEEL FRAMING MANUFACTURER MEMBERS:

BAILEY METAL PRODUCTS EB METAL

IMPERIAL SHEET METAL LTD.

STEEFORM BUILDING PRODUCTS

TREBOR BUILDING PRODUCTS LTD.

Combined Axial and Lateral Loadbearing Stud Tables

Maximum factored axial compressive resistance per stud (kips)

			50 psf Factored Lateral Load												UNSHEATHED			
Wall Height (ft)	Spacing (in.) o.c.	Maximum Bridging Spacing (in.)	362S162-(mils)					400S162-(mils)					600S162-(mils)					
			33	43	54	68	97	33	43	54	68	97	33	43	54	68	97	
8	12	48	1.03	2.10	4.34	6.04	9.43	1.32	2.49	5.04	7.18	11.19	2.31	3.74	6.99	9.65	15.17	
	16	48		1.50	3.75	5.42	8.74	0.74	1.90	4.46	6.55	10.50	1.87	3.30	6.59	9.24	14.71	
	24	48			2.65	4.26	7.44			3.36	5.35	9.17	1.00	2.45	5.78	8.44	13.80	
9	12	48	0.53	1.52	3.59	5.13	8.20	0.82	1.93	4.33	6.31	10.00	1.94	3.37	6.63	9.29	14.75	
	16	48		0.83	2.92	4.42	7.40		1.23	3.64	5.56	9.17	1.39	2.82	6.12	8.77	14.16	
	24	48			1.69*	3.11	5.90			2.36	4.16	7.60	0.33	1.77	5.10	7.75	12.99	
10	12	48		0.96	2.86	4.22	6.94		1.36	3.58	5.39	8.72	1.53	2.96	6.23	8.87	14.26	
	16	48			2.13	3.44	6.05		0.58	2.81	4.54	7.78	0.87	2.30	5.59	8.23	13.52	
	24	48			0.81*	2.04*	4.44			1.41*	3.00	6.04		1.03	4.35	6.98	12.07	
11	12	48		0.44*	2.16	3.35	5.72		0.81	2.85	4.46	7.43	1.09	2.50	5.77	8.40	13.70	
	16	48			1.40*	2.54*	4.79			2.03	3.55	6.41	0.32	1.72	5.00	7.62	12.79	
	24	48				1.10*	3.13*			0.55*	1.91*	4.56		0.25	3.54	6.13	11.04	
12	12	48			1.53*	2.57	4.59		0.30*	2.17	3.57	6.19	0.63	2.00	5.20	7.87	13.05	
	16	48			0.77*	1.75*	3.66			1.31*	2.63*	5.13		1.12	4.32	6.95	11.97	
	24	48				0.32*	2.01*				0.96*	3.24*			2.66	5.22	9.92	
13	12	48			1.00*	1.90*	3.63			1.55*	2.75*	5.04	0.17	1.49	4.57	7.17	12.33	
	16	48				1.09*	2.70*			0.69*	1.81*	3.97		0.51	3.58	6.13	11.07	
	24	48					1.08*					2.09*			1.77	4.20	8.72	
14	12	48			0.56*	1.34*	2.82*			1.02*	2.05*	4.02		0.98	3.91	6.39	11.47	
	16	48					1.91*					1.12*			2.85	5.25	10.05	
	24	48										1.13*			0.91*	3.17	7.43	
16	12	48						1.58*				0.96*		2.44*	0.01*	2.63	4.80	9.10
	16	48										1.45*			1.46*	3.53	7.50	
	24	48													1.27*	4.65*		
18	12	48										1.33*			1.49*	3.33*	6.85	
	16	48													0.28*	2.01*	5.18	
	24	48															2.27*	
20	12	48													0.54*	2.07*	4.89*	
	16	48														0.76*	3.24*	
	24	48																
22	12	48														1.06*	3.28*	
	16	48															1.70*	
	24	48																
24	12	48															2.03*	
	16	48																
	24	48																

			50 psf Factored Lateral Load												UNSHEATHED		
Wall Height (ft)	Spacing (in.) o.c.	Maximum Bridging Spacing (in.)	600S200-(mils)					800S162-(mils)					800S200-(mils)				
			33	43	54	68	97	43	54	68	97	43	54	68	97		
8	12	48	2.90	4.92	9.47	13.07	21.16	4.02	7.09	9.72	15.45	5.49	10.22	13.90	22.11		
	16	48	2.44	4.44	8.98	12.59	20.65	3.71	6.81	9.45	15.16	5.13	9.87	13.55	21.77		
	24	48	1.54	3.48	8.02	11.63	19.63	3.09	6.24	8.90	14.58	4.41	9.16	12.86	21.09		
9	12	48	2.50	4.47	8.91	12.46	20.40	3.76	6.85	9.49	15.20	5.19	9.92	13.60	21.81		
	16	48	1.93	3.86	8.30	11.85	19.75	3.37	6.49	9.14	14.83	4.73	9.47	13.16	21.37		
	24	48	0.82	2.68	7.11	10.65	18.46	2.59	5.78	8.44	14.08	3.82	8.57	12.28	20.50		
10	12	48	2.06	3.96	8.29	11.76	19.51	3.47	6.58	9.23	14.92	4.85	9.58	13.26	21.47		
	16	48	1.38	3.23	7.54	11.01	18.70	2.99	6.14	8.79	14.45	4.29	9.01	12.71	20.92		
	24	48	0.07	1.82	6.11	9.55	17.12	2.03	5.26	7.93	13.52	3.17	7.90	11.62	19.83		
11	12	48	1.59	3.41	7.59	10.97	18.48	3.16	6.28	8.93	14.60	4.48	9.19	12.88	21.08		
	16	48	0.80	2.56	6.72	10.08	17.51	2.57	5.74	8.40	14.02	3.79	8.50	12.20	20.41		
	24	48		0.94	5.05	8.37	15.64	1.43	4.68	7.36	12.90	2.46	7.16	10.88	19.08		
12	12	48	1.10	2.84	6.83	10.10	17.32	2.81	5.95	8.60	14.23	4.06	8.76	12.45	20.64		
	16	48	0.21	1.87	5.84	9.08	16.19	2.12	5.31	7.97	13.55	3.26	7.94	11.64	19.83		
	24	48		0.06	3.97	7.14	14.03	0.79	4.06	6.73	12.20	1.70	6.35	10.06	18.23		
13	12	48	0.61	2.25	6.05	9.17	16.05	2.43	5.59	8.23	13.82	3.60	8.27	11.96	20.14		
	16	48		1.17	4.94	8.03	14.77	1.64	4.84	7.49	13.01	2.68	7.32	11.02	19.17		
	24	48			2.91	5.89	12.37	0.11	3.39	6.05	11.43	0.90	5.49	9.18	17.29		
14	12	48	0.13	1.66	5.25	8.21	14.72	2.03	5.19	7.83	13.38	3.10	7.65	11.36	19.58		
	16	48		0.50	4.06	6.96	13.31	1.13	4.33	6.98	12.43	2.06	6.58	10.27	18.45		
	24	48			1.89*	4.66	10.69		2.69	5.32	10.60	0.07	4.52	8.17	16.26		
16	12	48		0.54	3.70	6.30	11.98	1.18	4.32	6.94	12.34	2.04	6.30	9.82	17.80		
	16	48			2.39*	4.91	10.38	0.07	3.24	5.84	11.11	0.78	4.99	8.47	16.36		
	24	48			0.08*	2.42*	7.50		1.21	3.76	8.77		2.55	5.95	13.63		
18	12	48			2.32*	4.55	9.38	0.28	3.36	5.92	11.14	0.97	4.88	8.15	15.55		
	16	48			0.98*	3.10*	7.69		2.07	4.59	9.62		3.39	6.60	13.85		
	24	48				0.56*	4.72*			2.13*	6.79		0.69*	3.75	10.70		
20	12	48			1.18*	3.05*	7.07		2.34	4.83	9.80		3.50	6.47	13.20		
	16	48				1.61*	5.39*		0.89*	3.29	8.00		1.90	4.78	11.31		
	24	48					2.47*			0.52*	4.75*			1.73*	7.89		
22	12	48			0.28*	1.82*	5.13*		1.29*	3.52	8.13		2.24	4.89	10.91		
	16	48					3.51*			1.89*	6.17		0.59*	3.12*	8.91		
	24	48									2.68*				5.34*		
24	12	48					3.61*		0.37*	2.32*	6.30		1.15*	3.48*	8.79		
	16	48								0.68*	4.30*			1.69*	6.74*		
	24	48									0.80*				3.14*		

CSSBI LIGHTWEIGHT STEEL FRAMING MANUFACTURER MEMBERS:

BAILEY METAL PRODUCTS EB METAL

IMPERIAL SHEET METAL LTD.

STEEFORM BUILDING PRODUCTS

TREBOR BUILDING PRODUCTS LTD.

Combined Axial and Lateral Loadbearing Stud Tables

Maximum factored axial compressive resistance per stud (kips)

			60 psf Factored Lateral Load												UNSHEATHED					
Wall Height (ft)	Spacing (in.) o.c.	Maximum Bridging Spacing (in.)	362S162-(mils)					400S162-(mils)					600S162-(mils)							
			33	43	54	68	97	33	43	54	68	97	33	43	54	68	97			
8	12	48	0.67	1.73	3.98	5.67	9.02	0.97	2.13	4.69	6.80	10.77	2.04	3.48	6.75	9.41	14.89			
	16	48		1.03	3.30	4.95	8.21		1.44	4.01	6.06	9.96	1.52	2.96	6.26	8.92	14.34			
	24	48			2.03	3.60	6.69			2.72	4.66	8.40	0.50	1.95	5.31	7.97	13.26			
9	12	48		1.10	3.19	4.70	7.71		1.51	3.91	5.85	9.49	1.61	3.04	6.32	8.98	14.40			
	16	48			2.41	3.88	6.78		0.71	3.11	4.98	8.53	0.96	2.40	5.71	8.36	13.69			
	24	48			1.01*	2.38*	5.07			1.64	3.37	6.72		1.15	4.51	7.16	12.30			
10	12	48		0.50*	2.41	3.75	6.40		0.88	3.11	4.87	8.15	1.13	2.56	5.84	8.48	13.81			
	16	48			1.58*	2.86	5.39			2.23	3.90	7.06	0.36	1.78	5.09	7.72	12.93			
	24	48				1.27*	3.56*			0.64*	2.14*	5.07		0.30	3.64	6.25	11.22			
11	12	48			1.69*	2.86	5.16			2.35	3.90	6.81	0.63	2.03	5.30	7.93	13.15			
	16	48			0.83*	1.94*	4.10			1.41*	2.87	5.64		1.12	4.41	7.01	12.08			
	24	48				0.32*	2.23*				1.02*	3.55*			2.71	5.27	10.03			
12	12	48			1.06*	2.07*	4.02			1.65*	2.99	5.54	0.11	1.47	4.66	7.31	12.40			
	16	48			0.21*	1.15*	2.97*			0.68*	1.93*	4.34		0.44	3.64	6.24	11.13			
	24	48					1.11*					2.21*			1.73	4.23	8.74			
13	12	48			0.54*	1.41*	3.06*			1.02*	2.18*	4.39		0.90	3.97	6.54	11.57			
	16	48					2.02*				1.12*	3.18*			2.83	5.34	10.10			
	24	48										1.08*			0.76*	3.12	7.40			
14	12	48				0.86*	2.26*			0.49*	1.48*	3.38*		0.34	3.27	5.70	10.61			
	16	48					1.25*					2.20*			2.04	4.39	8.97			
	24	48													2.02*	5.99				
16	12	48										1.83*			1.92*	4.03	8.12			
	16	48													0.59*	2.59*	6.31			
	24	48													0.05*	3.10*				
18	12	48													0.75*	2.52*	5.83			
	16	48														1.04*	3.96*			
	24	48															0.72*			
20	12	48														1.27*	3.87*			
	16	48															2.04*			
	24	48																		
22	12	48																		2.31*
	16	48																		
	24	48																		
24	12	48																		
	16	48																		
	24	48																		

			60 psf Factored Lateral Load												UNSHEATHED					
Wall Height (ft)	Spacing (in.) o.c.	Maximum Bridging Spacing (in.)	600S200-(mils)					800S162-(mils)					800S200-(mils)							
			33	43	54	68	97	43	54	68	97	43	54	68	97					
8	12	48	2.63	4.63	9.18	12.78	20.85	3.83	6.92	9.56	15.28	5.28	10.01	13.69	21.90					
	16	48	2.08	4.05	8.60	12.20	20.24	3.46	6.58	9.23	14.93	4.84	9.58	13.27	21.49					
	24	48	1.01	2.91	7.46	11.06	19.03	2.72	5.91	8.57	14.23	3.98	8.74	12.45	20.68					
9	12	48	2.16	4.10	8.55	12.10	20.01	3.53	6.64	9.28	14.98	4.92	9.65	13.34	21.55					
	16	48	1.48	3.38	7.82	11.37	19.23	3.06	6.21	8.86	14.53	4.37	9.11	12.81	21.03					
	24	48	0.18	1.98	6.41	9.94	17.70	2.13	5.36	8.03	13.64	3.28	8.03	11.75	19.98					
10	12	48	1.65	3.52	7.84	11.31	19.02	3.18	6.32	8.97	14.64	4.51	9.24	12.93	21.14					
	16	48	0.84	2.66	6.96	10.42	18.06	2.61	5.79	8.45	14.08	3.84	8.57	12.27	20.49					
	24	48		1.01	5.28	8.70	16.20	1.47	4.74	7.42	12.97	2.51	7.24	10.97	19.19					
11	12	48	1.11	2.90	7.06	10.43	17.89	2.80	5.96	8.61	14.25	4.07	8.78	12.47	20.68					
	16	48	0.19	1.90	6.04	9.39	16.75	2.11	5.32	7.98	13.57	3.26	7.96	11.67	19.87					
	24	48		0.01	4.10	7.39	14.55	0.76	4.06	6.74	12.23	1.68	6.37	10.09	18.29					
12	12	48	0.56	2.25	6.23	9.48	16.63	2.39	5.56	8.22	13.82	3.58	8.27	11.96	20.15					
	16	48		1.12	5.08	8.28	15.31	1.58	4.80	7.47	13.00	2.63	7.30	11.00	19.18					
	24	48			2.92	6.03	12.80	0.01	3.33	6.00	11.40	0.79	5.43	9.14	17.29					
13	12	48	0.01	1.60	5.38	8.48	15.28	1.95	5.14	7.79	13.34	3.04	7.70	11.39	19.56					
	16	48		0.36	4.11	7.15	13.79	1.02	4.25	6.91	12.38	1.95	6.58	10.27	18.41					
	24	48			1.77	4.69	11.01		2.55	5.21	10.50		4.43	8.11	16.18					
14	12	48			4.52	7.45	13.86	1.49	4.67	7.32	12.81	2.47	7.00	10.70	18.90					
	16	48			0.95	3.16	6.01	12.23	0.43	3.66	6.31	11.69	1.25	5.74	9.42	17.56				
	24	48			0.69*	3.39	9.24		1.74	4.36	9.53		3.34	6.97	14.99					
16	12	48			2.90	5.45	11.01	0.50	3.66	6.27	11.60	1.28	5.51	9.01	16.93					
	16	48			1.42*	3.87	9.18		2.41	4.99	10.16		3.99	7.44	15.24					
	24	48				1.07*	5.93*		0.07*	2.59	7.43		1.18	4.52	12.07					
18	12	48			1.50*	3.66*	8.35		2.58	5.11	10.22	0.11	3.97	7.20	14.52					
	16	48				2.03*	6.45*		1.10*	3.58	8.45		2.27	5.42	12.56					
	24	48					3.13*			0.77*	5.21			2.17*	8.95					
20	12	48			0.37*	2.16*	6.04*		1.46*	3.89	8.70		2.52	5.44	12.05					
	16	48				0.56*	4.16*			2.14*	6.65		0.71*	3.51	9.89					
	24	48									2.97*			0.07*	6.01*					
22	12	48				0.97*	4.14*		0.36*	2.52*	6.93		1.23*	3.81	9.69					
	16	48					2.33*			0.70*	4.71*			1.81*	7.42					
	24	48									0.81*				3.41*					
24	12	48					2.66*			1.31*	5.07*		0.13*	2.38*	7.54					
	16	48									2.83*			0.37*	5.23*					
	24	48													1.21*					

CSSBI LIGHTWEIGHT STEEL FRAMING MANUFACTURER MEMBERS:

BAILEY METAL PRODUCTS EB METAL

IMPERIAL SHEET METAL LTD.

STEEFORM BUILDING PRODUCTS

TREBOR BUILDING PRODUCTS LTD.

Combined Axial and Lateral Loadbearing Stud Tables

Maximum factored axial compressive resistance per stud (kips)

			70 psf Factored Lateral Load												UNSHEATHED					
Wall Height (ft)	Spacing (in.) o.c.	Maximum Bridging Spacing (in.)	362S162-(mils)					400S162-(mils)					600S162-(mils)							
			33	43	54	68	97	33	43	54	68	97	33	43	54	68	97			
8	12	48		1.38	3.64	5.30	8.61	0.63	1.78	4.35	6.43	10.36	1.78	3.22	6.50	9.16	14.62			
	16	48			2.87	4.49	7.69		1.00	3.57	5.58	9.43	1.17	2.62	5.94	8.60	13.98			
	24	48			1.44*	2.97	5.97			2.12	4.00	7.66		1.46	4.84	7.50	12.72			
9	12	48		0.70	2.79	4.28	7.24		1.10	3.51	5.41	9.00	1.28	2.72	6.01	8.67	14.04			
	16	48			1.93	3.36	6.19			2.61	4.43	7.91	0.53	1.97	5.30	7.96	13.22			
	24	48				1.68*	4.27			0.96*	2.62	5.86		0.54	3.93	6.57	11.62			
10	12	48			1.99	3.30	5.89			2.66	4.38	7.60	0.74	2.17	5.46	8.10	13.37			
	16	48			1.06*	2.31*	4.75			1.68*	3.29	6.37		1.28	4.59	7.23	12.36			
	24	48				0.54*	2.72*				1.33*	4.15			2.94	5.54	10.39			
11	12	48			1.25*	2.39*	4.62			1.87*	3.37	6.22	0.18	1.57	4.85	7.47	12.61			
	16	48			0.31*	1.37*	3.45*			0.83*	2.22*	4.91		0.54	3.83	6.42	11.38			
	24	48					1.38*					2.59*			1.90	4.43	9.05			
12	12	48			0.62*	1.60*	3.48*			1.15*	2.45*	4.93		0.95	4.14	6.77	11.76			
	16	48				0.59*	2.32*				1.28*	3.59*			2.98	5.55	10.32			
	24	48										1.25*			0.83*	3.28	7.61			
13	12	48				0.94*	2.53*			0.53*	1.63*	3.77*		0.33	3.39	5.93	10.82			
	16	48					1.39*				0.47*	2.44*			2.12	4.57	9.17			
	24	48														2.08*	6.13			
14	12	48					1.74*					0.95*	2.77*		2.64	5.03	9.77			
	16	48											1.48*		1.28*	3.57	7.94			
	24	48														0.93*	4.62			
16	12	48											1.26*		1.24*	3.29	7.20			
	16	48														1.70*	5.19			
	24	48															1.65*			
18	12	48													0.05*	1.76*	4.87*			
	16	48														0.14*	2.82*			
	24	48															0.52*			
20	12	48																2.93*		
	16	48																0.93*		
	24	48																	1.40*	
22	12	48																		
	16	48																		
	24	48																		
24	12	48																		
	16	48																		
	24	48																		

			70 psf Factored Lateral Load												UNSHEATHED					
Wall Height (ft)	Spacing (in.) o.c.	Maximum Bridging Spacing (in.)	600S200-(mils)					800S162-(mils)					800S200-(mils)							
			33	43	54	68	97	43	54	68	97	43	54	68	97					
8	12	48	2.35	4.34	8.89	12.49	20.55	3.65	6.75	9.39	15.10	4.03	9.80	13.48	21.70					
	16	48	1.72	3.67	8.21	11.82	19.83	3.21	6.36	9.01	14.69	4.55	9.30	13.00	21.22					
	24	48	0.49	2.36	6.90	10.50	18.43	2.35	5.57	8.25	13.88	3.55	8.32	12.04	20.27					
9	12	48	1.82	3.74	8.18	11.73	19.62	3.29	6.42	9.07	14.75	4.64	9.38	13.07	21.29					
	16	48	1.04	2.91	7.35	10.89	18.72	2.74	5.92	8.58	14.23	4.00	8.75	12.45	20.68					
	24	48		1.31	5.72	9.24	16.95	1.67	4.93	7.62	13.20	2.75	7.50	11.23	19.46					
10	12	48	1.24	3.08	7.40	10.86	18.54	2.89	6.05	8.71	14.36	4.17	8.90	12.60	20.81					
	16	48	0.32	2.10	6.39	9.84	17.43	2.22	5.43	8.10	13.71	3.39	8.12	11.83	20.05					
	24	48		0.22	4.47	7.87	15.29	0.91	4.22	6.91	12.42	1.86	6.59	10.33	18.54					
11	12	48	0.64	2.39	6.54	9.91	17.32	2.46	5.64	8.30	13.91	3.66	8.37	12.07	20.27					
	16	48		1.25	5.38	8.71	16.00	1.66	4.89	7.57	13.12	2.72	7.43	11.14	19.34					
	24	48			3.18	6.43	13.50	0.11	3.44	6.13	11.56	0.91	5.59	9.32	17.50					
12	12	48	0.04	1.68	5.65	8.88	15.97	1.98	5.18	7.84	13.41	3.10	7.78	11.48	19.66					
	16	48		0.41	4.34	7.51	14.45	1.05	4.31	6.97	12.46	2.01	6.67	10.37	18.54					
	24	48			1.91	4.97	11.61		2.61	5.28	10.61		4.52	8.23	16.35					
13	12	48		0.97	4.73	7.80	14.52	1.48	4.69	7.35	12.85	2.49	7.13	10.83	18.98					
	16	48			3.30	6.30	12.84	0.41	3.68	6.33	11.74	1.24	5.85	9.54	17.66					
	24	48			0.69*	3.54	9.71		1.73	4.38	9.59		3.39	7.06	15.10					
14	12	48		0.28	3.83	6.72	13.03	0.95	4.16	6.81	12.24	1.85	6.36	10.05	18.23					
	16	48			2.30	5.10	11.20		3.01	5.65	10.96	0.46	4.92	8.58	16.69					
	24	48				2.18*	7.85		0.82	3.43	8.49		2.20	5.79	13.75					
16	12	48				2.14*	4.64	10.07		3.03	5.62	10.87	0.54	4.74	8.21	16.08				
	16	48				0.51*	2.89*	8.05		1.60	4.17	9.23		3.02	6.44	14.16				
	24	48					4.45*			1.45	6.14			3.15	10.57					
18	12	48			0.73*	2.83*	7.37		1.82	4.33	9.32		3.11	6.30	13.52					
	16	48				1.03*	5.28*		0.17*	2.60	7.33		1.20*	4.29	11.31					
	24	48					1.64*				3.70*			0.67*	7.27					
20	12	48				1.34*	5.07*			0.61*	2.99	7.65		1.60*	4.45	10.95				
	16	48					3.01*				1.04*	5.37			2.31*	8.54				
	24	48										1.29*				4.23*				
22	12	48					3.21*				1.59*	5.79		0.28*	2.79*	8.53				
	16	48										3.34*			0.58*	6.02*				
	24	48														1.60*				
24	12	48									0.37*	3.92*			1.35*	6.35*				
	16	48										1.46*				3.82*				
	24	48																		

CSSBI LIGHTWEIGHT STEEL FRAMING MANUFACTURER MEMBERS:

BAILEY METAL PRODUCTS EB METAL

IMPERIAL SHEET METAL LTD.

STEELFORM BUILDING PRODUCTS

TREBOR BUILDING PRODUCTS LTD.

Floor Joist Load Tables

Uniformly distributed single span load (psf) with $k_{\phi}=0$

Span (ft)		600S162-43			600S162-54			600S162-68			600S162-97			600S200-43			600S200-54			600S200-68			600S200-97		
		Spacing (in.)			Spacing (in.)			Spacing (in.)			Spacing (in.)			Spacing (in.)			Spacing (in.)			Spacing (in.)			Spacing (in.)		
5	Strength	513	385	256	*	*	458	*	*	620	*	*	*	582	437	291	*	*	497	*	*	*	*	*	*
	L/360	808	606	404	*	*	499	*	*	615	*	*	*	936	702	468	*	*	579	*	*	*	*	*	*
6	Strength	356	267	178	*	477	318	*	*	430	*	*	*	404	303	202	*	540	360	*	*	486	*	*	*
	L/360	468	351	234	*	433	289	*	*	356	*	*	*	542	406	271	*	503	335	*	*	414	*	*	*
7	Strength	262	196	131	468	351	234	*	474	316	*	*	462	297	223	149	529	396	264	*	536	357	*	*	541
	L/360	295	221	147	364	273	182	*	336	224	*	*	305	341	256	171	422	317	211	*	391	261	*	*	357
8	Strength	200	150	100	358	269	179	484	363	242	*	531	354	227	171	114	405	304	202	547	410	273	*	*	414
	L/360	197	148	99	244	183	122	300	225	150	*	307	204	229	171	114	283	212	141	349	262	175	*	*	239
9	Strength	158	119	79	283	212	141	382	287	191	*	420	280	180	135	90	320	240	160	432	324	216	*	*	491
	L/360	139	104	69	171	128	86	211	158	105	*	215	144	161	120	80	199	149	99	245	184	123	*	*	252
10	Strength	128	96	64	229	172	115	310	232	155	453	340	227	146	109	73	259	194	129	350	262	175	*	*	398
	L/360	101	76	51	125	94	62	154	115	77	209	157	105	117	88	59	145	109	72	179	134	89	*	*	184
11	Strength	106	79	53	189	142	95	256	192	128	375	281	187	120	90	60	214	161	107	289	217	145	438	329	219
	L/360	76	57	38	94	70	47	116	87	58	157	118	79	88	66	44	109	82	54	134	101	67	184	138	92
12	Strength	89	67	45	159	119	80	215	161	108	315	236	157	101	76	51	180	135	90	243	182	121	368	276	184
	L/360	58	44	29	72	54	36	89	67	44	121	91	61	68	51	34	84	63	42	104	78	52	142	106	71
13	Strength	76	57	38	136	102	68	183	137	92	268	201	134	86	65	43	153	115	77	207	155	104	314	235	157
	L/360	46	34	23	57	43	28	70	52	35	95	71	48	53	40	27	66	49	33	81	61	41	111	84	56
14	Strength	65	49	33	117	88	58	158	119	79	231	173	116	74	56	37	132	99	66	179	134	89	270	203	135
	L/360	37	28	18	45	34	23	56	42	28	76	57	38	43	32	21	53	40	26	65	49	33	89	67	45
15	Strength	57	43	28	102	76	51	138	103	69	201	151	101	65	49	32	115	86	58	156	117	78	236	177	118
	L/360	30	22	15	37	28	18	46	34	23	62	47	31	35	26	17	43	32	21	53	40	26	73	54	36
16	Strength	50	38	25	90	67	45	121	91	61	177	133	89	57	43	28	101	76	51	137	103	68	207	155	104
	L/360	25	18	12	30	23	15	38	28	19	51	38	26	29	21	14	35	27	18	44	33	22	60	45	30
17	Strength	44	33	22	79	59	40	107	80	54	157	118	78	50	38	25	90	67	45	121	91	61	183	138	92
	L/360	21	15	10	25	19	13	31	23	16	43	32	21	24	18	12	29	22	15	36	27	18	50	37	25
18	Strength	40	30	20	71	53	35	96	72	48	140	105	70	45	34	22	80	60	40	108	81	54	164	123	82
	L/360	17	13	9	21	16	11	26	20	13	36	27	18	20	15	10	25	19	12	31	23	15	42	31	21
19	Strength	36	27	18	63	48	32	86	64	43	126	94	63	40	30	20	72	54	36	97	73	48	147	110	73
	L/360	15	11	7	18	14	9	22	17	11	31	23	15	17	13	9	21	16	11	26	20	13	36	27	18
20	Strength	32	24	16	57	43	29	77	58	39	113	85	57	36	27	18	65	49	32	87	66	44	133	99	66
	L/360	13	9	6	16	12	8	19	14	10	26	20	13	15	11	7	18	14	9	22	17	11	31	23	15
21	Strength	29	22	15	52	39	26	70	53	35	103	77	51	33	25	17	59	44	29	79	60	40	120	90	60
	L/360	11	8	5	13	10	7	17	12	8	23	17	11	13	9	6	16	12	8	19	14	10	26	20	13
22	Strength	26	20	13	47	36	24	64	48	32	94	70	47	30	23	15	54	40	27	72	54	36	110	82	55
	L/360	9	7	5	12	9	6	14	11	7	20	15	10	11	8	5	14	10	7	17	13	8	23	17	11
23	Strength	-	-	-	43	32	22	59	44	29	86	64	43	28	21	14	49	37	24	66	50	33	100	75	50
	L/360	-	-	-	10	8	5	13	9	6	17	13	9	10	7	5	12	9	6	15	11	7	20	15	10
24	Strength	-	-	-	40	30	20	54	40	27	79	59	39	-	-	-	45	34	22	61	46	30	92	69	46
	L/360	-	-	-	9	7	5	11	8	6	15	11	8	-	-	-	10	8	5	13	10	6	18	13	9
25	Strength	-	-	-	-	-	-	50	37	25	73	54	36	-	-	-	41	31	21	56	42	28	85	64	42
	L/360	-	-	-	-	-	-	10	7	5	13	10	7	-	-	-	9	7	5	11	9	6	16	12	8
26	Strength	-	-	-	-	-	-	-	-	-	67	50	34	-	-	-	-	-	-	52	39	26	78	59	39
	L/360	-	-	-	-	-	-	-	-	-	12	9	6	-	-	-	-	-	-	10	8	5	14	10	7
27	Strength	-	-	-	-	-	-	-	-	-	62	47	31	-	-	-	-	-	-	48	36	24	73	55	36
	L/360	-	-	-	-	-	-	-	-	-	11	8	5	-	-	-	-	-	-	9	7	5	12	9	6
28	Strength	-	-	-	-	-	-	-	-	-	58	43	29	-	-	-	-	-	-	-	-	-	68	51	34
	L/360	-	-	-	-	-	-	-	-	-	10	7	5	-	-	-	-	-	-	-	-	-	11	8	6
29	Strength	-	-	-	-	-	-	-	-	-	-	-	-	-	-	-	-	-	-	-	-	-	63	47	32
	L/360	-	-	-	-	-	-	-	-	-	-	-	-	-	-	-	-	-	-	-	-	-	10	8	5
30	Strength	-	-	-	-	-	-	-	-	-	-	-	-	-	-	-	-	-	-	-	-	-	59	44	29
	L/360	-	-	-	-	-	-	-	-	-	-	-	-	-	-	-	-	-	-	-	-	-	9	7	5

CSSBI LIGHTWEIGHT STEEL FRAMING MANUFACTURER MEMBERS:

BAILEY METAL PRODUCTS EB METAL

IMPERIAL SHEET METAL LTD.

STEEFORM BUILDING PRODUCTS

TREBOR BUILDING PRODUCTS LTD.

Floor Joist Load Tables

Uniformly distributed single span load (psf) with $k_b=0$

Span (ft)		800S162-43			800S162-54			800S162-68			800S162-97			800S200-43			800S200-54			800S200-68			800S200-97					
		Spacing (in.)			Spacing (in.)			Spacing (in.)			Spacing (in.)			Spacing (in.)			Spacing (in.)			Spacing (in.)			Spacing (in.)					
6	Strength	12	16	24	12	16	24	12	16	24	12	16	24	12	16	24	12	16	24	12	16	24	12	16	24	12	16	24
		448	336	224	*	*	431	*	*	593	*	*	*	448	336	224	*	*	445	*	*	*	*	*	*	*	*	*
7	Strength	905	679	453	*	*	562	*	*	712	*	*	*	1070	803	535	*	*	664	*	*	*	*	*	*	*	*	*
		354	265	177	*	*	475	317	*	*	435	*	*	*	384	288	192	*	*	541	361	*	*	493	*	*	*	
8	Strength	570	428	285	*	*	531	354	*	*	448	*	*	*	674	506	337	*	*	627	418	*	*	518	*	*	*	
		271	203	135	485	364	242	*	500	333	*	*	532	310	233	155	*	414	276	*	*	378	*	*	*			
9	Strength	382	286	191	474	356	237	*	451	300	*	*	414	452	339	226	*	420	280	*	*	347	*	*	*			
		214	161	107	383	287	192	527	395	263	*	*	420	245	184	123	436	327	218	*	448	298	*	*	474			
10	Strength	268	201	134	333	250	167	422	316	211	*	*	291	317	238	159	393	295	197	*	365	244	*	*	335			
		173	130	87	310	233	155	427	320	213	*	*	510	340	198	149	99	353	265	177	484	363	242	*	*	384		
11	Strength	196	147	98	243	182	121	308	231	154	*	*	318	212	231	173	116	287	215	143	355	266	178	*	*	244		
		143	107	72	256	192	128	353	264	176	*	*	422	281	164	123	82	292	219	146	400	300	200	*	*	476		
12	Strength	147	110	73	182	137	91	231	173	116	*	*	239	159	174	130	87	215	162	108	267	200	133	*	*	275		
		120	90	60	216	162	108	296	222	148	473	354	236	138	103	69	245	184	123	336	252	168	*	*	400			
13	Strength	113	85	57	141	105	70	178	133	89	245	184	123	134	100	67	166	124	83	205	154	103	*	*	212			
		103	77	51	184	138	92	252	189	126	403	302	201	117	88	59	209	157	105	286	215	143	454	341	227			
14	Strength	89	67	44	111	83	55	140	105	70	193	145	96	105	79	53	130	98	65	162	121	81	222	167	111			
		88	66	44	158	119	79	218	163	109	347	260	174	101	76	51	180	135	90	247	185	123	392	294	196			
15	Strength	71	53	36	89	66	44	112	84	56	154	116	77	84	63	42	104	78	52	129	97	65	178	134	89			
		77	58	39	138	103	69	190	142	95	302	227	151	88	66	44	157	118	79	215	161	107	341	256	171			
16	Strength	58	43	29	72	54	36	91	68	46	126	94	63	69	51	34	85	64	42	105	79	53	145	109	72			
		68	51	34	121	91	61	167	125	83	266	199	133	78	58	39	138	104	69	189	142	94	300	225	150			
17	Strength	48	36	24	59	44	30	75	56	38	103	78	52	56	42	28	70	52	35	87	65	43	119	89	60			
		60	45	30	107	81	54	148	111	74	235	177	118	69	52	34	122	92	61	167	125	84	266	199	133			
18	Strength	40	30	20	49	37	25	63	47	31	86	65	43	47	35	24	58	44	29	72	54	36	99	75	50			
		54	40	27	96	72	48	132	99	66	210	158	105	61	46	31	109	82	55	149	112	75	237	178	118			
19	Strength	34	25	17	42	31	21	53	40	26	73	54	36	40	30	20	49	37	25	61	46	30	84	63	42			
		48	36	24	86	64	43	118	89	59	189	141	94	55	41	27	98	73	49	134	100	67	213	160	106			
20	Strength	29	21	14	35	27	18	45	34	22	62	46	31	34	25	17	42	31	21	52	39	26	71	53	36			
		43	33	22	78	58	39	107	80	53	170	128	85	50	37	25	88	66	44	121	91	60	192	144	96			
21	Strength	24	18	12	30	23	15	38	29	19	53	40	26	29	22	14	36	27	18	44	33	22	61	46	31			
		39	29	20	70	53	35	97	73	48	154	116	77	45	34	23	80	60	40	110	82	55	174	131	87			
22	Strength	21	16	11	26	20	13	33	25	17	46	34	23	25	19	12	31	23	15	38	29	19	53	40	26			
		36	27	18	64	48	32	88	66	44	141	105	70	41	31	21	73	55	37	100	75	50	159	119	79			
23	Strength	18	14	9	23	17	11	29	22	14	40	30	20	22	16	11	27	20	13	33	25	17	46	34	23			
		33	25	16	59	44	29	81	60	40	129	96	64	38	28	19	67	50	33	91	69	46	145	109	73			
24	Strength	16	12	8	20	15	10	25	19	13	35	26	17	19	14	10	24	18	12	29	22	15	40	30	20			
		30	23	15	54	40	27	74	56	37	118	89	59	34	26	17	61	46	31	84	63	42	133	100	67			
25	Strength	14	11	7	18	13	9	22	17	11	31	23	15	17	13	8	21	16	10	26	19	13	35	27	18			
		28	21	14	50	37	25	68	51	34	109	82	54	32	24	16	57	42	28	77	58	39	123	92	61			
26	Strength	13	9	6	16	12	8	20	15	10	27	20	14	15	11	7	18	14	9	23	17	11	31	23	16			
		26	19	13	46	34	23	63	47	32	101	76	50	29	22	15	52	39	26	72	54	36	114	85	57			
27	Strength	11	8	6	14	10	7	17	13	9	24	18	12	13	10	7	16	12	8	20	15	10	28	21	14			
		24	18	12	43	32	21	59	44	29	93	70	47	27	20	14	48	36	24	66	50	33	105	79	53			
28	Strength	10	7	5	12	9	6	16	12	8	22	16	11	12	9	6	15	11	7	18	14	9	25	19	12			
		-	-	-	40	30	20	54	41	27	87	65	43	25	19	13	45	34	23	62	46	31	98	73	49			
29	Strength	-	-	-	11	8	6	14	11	7	19	14	10	11	8	5	13	10	7	16	12	8	22	17	11			
		-	-	-	37	28	18	51	38	25	81	61	40	24	18	12	42	32	21	57	43	29	91	68	46			
30	Strength	-	-	-	10	7	5	13	9	6	17	13	9	9	7	5	12	9	6	15	11	7	20	15	10			
		-	-	-	-	-	-	47	36	24	76	57	38	-	-	-	39	29	20	54	40	27	85	64	43			
31	Strength	-	-	-	-	-	-	11	9	6	16	12	8	-	-	-	11	8	5	13	10	7	18	14	9			
		-	-	-	-	-	-	44	33	22	71	53	35	-	-	-	37	28	18	50	38	25	80	60	40			
32	Strength	-	-	-	-	-	-	10	8	5	14	11	7	-	-	-	10	7	5	12	9	6	16	12	8			
		-	-	-	-	-	-	42	31	21	66	50	33	-	-	-	-	-	-	47	35	24	75	56	37			
		-	-	-	-	-	-	9	7	5	13	10	6	-	-	-	-	-	-	11	8	5	15	11	7			

CSSBI LIGHTWEIGHT STEEL FRAMING MANUFACTURER MEMBERS:

BAILEY METAL PRODUCTS EB METAL

IMPERIAL SHEET METAL LTD.

STEEFORM BUILDING PRODUCTS

TREBOR BUILDING PRODUCTS LTD.

Floor Joist Load Tables

Uniformly distributed single span load (psf) with $k_{\phi}=0$

Span (ft)		800S250-43			800S250-54			800S250-68			800S250-97			1000S162-54			1000S162-68			1000S162-97		
		Spacing (in.)			Spacing (in.)			Spacing (in.)			Spacing (in.)			Spacing (in.)			Spacing (in.)			Spacing (in.)		
		12	16	24	12	16	24	12	16	24	12	16	24	12	16	24	12	16	24	12	16	24
6	Strength	448	336	224	*	*	445	*	*	*	*	*	*	-	-	-	-	-	-	-	-	-
	L/360	1210	905	604	*	*	724	*	*	*	*	*	*	-	-	-	-	-	-	-	-	-
7	Strength	384	288	192	*	*	378	*	*	519	*	*	*	-	-	-	-	-	-	-	-	-
	L/360	760	574	380	*	*	456	*	*	581	*	*	*	-	-	-	-	-	-	-	-	-
8	Strength	326	244	163	*	434	289	*	*	397	*	*	*	-	-	-	-	-	-	-	-	-
	L/360	509	382	255	*	458	305	*	*	389	*	*	*	-	-	-	-	-	-	-	-	-
9	Strength	258	193	129	457	343	228	*	471	314	*	*	504	471	354	236	*	494	329	*	*	*
	L/360	358	268	179	429	322	214	*	410	273	*	*	383	557	418	279	*	535	357	*	*	*
10	Strength	209	156	104	370	278	185	508	381	254	*	*	408	382	286	191	*	400	267	*	*	438
	L/360	261	196	130	313	235	156	399	299	199	*	*	279	406	305	203	*	390	260	*	*	370
11	Strength	172	129	86	306	229	153	420	315	210	*	*	506	337	316	237	158	441	330	220	*	362
	L/360	196	147	98	235	176	117	300	225	150	*	*	314	210	305	229	153	391	293	195	*	278
12	Strength	145	109	72	257	193	128	353	265	177	*	*	425	284	265	199	133	370	278	185	*	456
	L/360	151	113	75	181	136	90	231	173	115	*	*	242	161	235	176	117	301	226	150	*	321
13	Strength	123	93	62	219	164	109	301	226	150	483	362	242	226	169	113	315	237	158	*	389	259
	L/360	119	89	59	142	107	71	181	136	91	254	190	127	185	139	92	237	177	118	*	253	168
14	Strength	106	80	53	189	142	94	259	195	130	417	312	208	195	146	97	272	204	136	447	335	223
	L/360	95	71	48	114	85	57	145	109	73	203	152	102	148	111	74	189	142	95	270	202	135
15	Strength	93	70	46	164	123	82	226	169	113	363	272	181	170	127	85	237	178	118	389	292	195
	L/360	77	58	39	93	69	46	118	89	59	165	124	83	120	90	60	154	116	77	219	164	110
16	Strength	81	61	41	145	108	72	199	149	99	319	239	159	149	112	75	208	156	104	342	257	171
	L/360	64	48	32	76	57	38	97	73	49	136	102	68	99	74	50	127	95	63	181	136	90
17	Strength	72	54	36	128	96	64	176	132	88	283	212	141	132	99	66	184	138	92	303	227	151
	L/360	53	40	27	64	48	32	81	61	41	114	85	57	83	62	41	106	79	53	151	113	75
18	Strength	64	48	32	114	86	57	157	118	78	252	189	126	118	88	59	165	123	82	270	203	135
	L/360	45	34	22	54	40	27	68	51	34	96	72	48	70	52	35	89	67	45	127	95	63
19	Strength	58	43	29	103	77	51	141	106	70	226	170	113	106	79	53	148	111	74	243	182	121
	L/360	38	29	19	46	34	23	58	44	29	81	61	41	59	44	30	76	57	38	108	81	54
20	Strength	52	39	26	93	69	46	127	95	64	204	153	102	95	72	48	133	100	67	219	164	109
	L/360	33	24	16	39	29	20	50	37	25	70	52	35	51	38	25	65	49	32	93	69	46
21	Strength	47	35	24	84	63	42	115	86	58	185	139	93	87	65	43	121	91	60	199	149	99
	L/360	28	21	14	34	25	17	43	32	22	60	45	30	44	33	22	56	42	28	80	60	40
22	Strength	43	32	22	76	57	38	105	79	53	169	127	84	79	59	39	110	83	55	181	136	90
	L/360	24	18	12	29	22	15	37	28	19	52	39	26	38	29	19	49	37	24	70	52	35
23	Strength	39	30	20	70	52	35	96	72	48	154	116	77	72	54	36	101	76	50	166	124	83
	L/360	21	16	11	26	19	13	33	25	16	46	34	23	33	25	17	43	32	21	61	46	30
24	Strength	36	27	18	64	48	32	88	66	44	142	106	71	66	50	33	93	69	46	152	114	76
	L/360	19	14	9	23	17	11	29	22	14	40	30	20	29	22	15	38	28	19	54	40	27
25	Strength	33	25	17	59	44	30	81	61	41	131	98	65	61	46	31	85	64	43	140	105	70
	L/360	17	13	8	20	15	10	26	19	13	36	27	18	26	19	13	33	25	17	47	36	24
26	Strength	31	23	15	55	41	27	75	56	38	121	91	60	56	42	28	79	59	39	130	97	65
	L/360	15	11	7	18	13	9	23	17	11	32	24	16	23	17	12	30	22	15	42	32	21
27	Strength	29	21	14	51	38	25	70	52	35	112	84	56	52	39	26	73	55	37	120	90	60
	L/360	13	10	7	16	12	8	20	15	10	28	21	14	21	15	10	26	20	13	38	28	19
28	Strength	27	20	13	47	35	24	65	49	32	104	78	52	49	37	24	68	51	34	112	84	56
	L/360	12	9	6	14	11	7	18	14	9	25	19	13	18	14	9	24	18	12	34	25	17
29	Strength	25	19	12	44	33	22	60	45	30	97	73	49	45	34	23	63	48	32	104	78	52
	L/360	11	8	5	13	10	6	16	12	8	23	17	11	17	12	8	21	16	11	30	23	15
30	Strength	23	17	12	41	31	21	56	42	28	91	68	45	42	32	21	59	44	30	97	73	49
	L/360	10	7	5	12	9	6	15	11	7	21	15	10	15	11	8	19	14	10	27	21	14
31	Strength	-	-	-	39	29	19	53	40	26	85	64	42	40	30	20	55	42	28	91	68	46
	L/360	-	-	-	10	8	5	13	10	7	19	14	9	14	10	7	17	13	9	25	19	12
32	Strength	-	-	-	36	27	18	50	37	25	80	60	40	37	28	19	52	39	26	86	64	43
	L/360	-	-	-	10	7	5	12	9	6	17	13	9	12	9	6	16	12	8	23	17	11
33	Strength	-	-	-	-	-	-	-	-	-	-	-	-	35	26	18	49	37	24	80	60	40
	L/360	-	-	-	-	-	-	-	-	-	-	-	-	11	8	6	14	11	7	21	15	10
34	Strength	-	-	-	-	-	-	-	-	-	-	-	-	33	25	17	46	35	23	76	57	38
	L/360	-	-	-	-	-	-	-	-	-	-	-	-	10	8	5	13	10	7	19	14	9
35	Strength	-	-	-	-	-	-	-	-	-	-	-	-	31	23	16	44	33	22	71	54	36
	L/360	-	-	-	-	-	-	-	-	-	-	-	-	9	7	5	12	9	6	17	13	9

CSSBI LIGHTWEIGHT STEEL FRAMING MANUFACTURER MEMBERS:

BAILEY METAL PRODUCTS EB METAL

IMPERIAL SHEET METAL LTD.

STEELFORM BUILDING PRODUCTS

TREBOR BUILDING PRODUCTS LTD.

Floor Joist Load Tables

Uniformly distributed single span load (psf) with $k_{\phi}=0$

Span (ft)		1000S200-54			1000S200-68			1000S200-97			1000S250-54			1000S250-68			1000S250-97		
		Spacing (in.)			Spacing (in.)			Spacing (in.)			Spacing (in.)			Spacing (in.)			Spacing (in.)		
		12	16	24	12	16	24	12	16	24	12	16	24	12	16	24	12	16	24
10	Strength	424	318	212	*	458	305	*	*	495	424	318	212	*	483	322	*	*	*
	L/360	465	348	232	*	445	296	*	*	422	532	399	266	*	509	339	*	*	*
11	Strength	364	273	182	504	378	252	*	*	409	384	288	192	*	399	266	*	*	435
	L/360	349	262	175	445	334	223	*	*	317	400	300	200	*	382	255	*	*	358
12	Strength	306	230	153	424	318	212	*	*	344	323	242	161	447	336	224	*	*	365
	L/360	269	202	134	343	257	172	*	*	244	308	231	154	393	294	196	*	*	275
13	Strength	261	196	130	361	271	180	*	440	293	275	206	138	381	286	191	*	467	311
	L/360	211	159	106	270	202	135	*	288	192	242	182	121	309	232	154	*	325	217
14	Strength	225	169	112	311	233	156	*	379	253	237	178	119	329	247	164	*	403	268
	L/360	169	127	85	216	162	108	*	231	154	194	145	97	247	185	124	*	260	173
15	Strength	196	147	98	271	203	136	440	330	220	207	155	103	286	215	143	468	351	234
	L/360	138	103	69	176	132	88	250	187	125	158	118	79	201	151	100	282	212	141
16	Strength	172	129	86	238	179	119	387	290	194	182	136	91	252	189	126	411	308	206
	L/360	113	85	57	145	109	72	206	154	103	130	97	65	166	124	83	232	174	
17	Strength	153	114	76	211	158	106	343	257	171	161	121	80	223	167	111	364	273	182
	L/360	95	71	47	121	91	60	172	129	86	108	81	54	138	104	69	194	145	97
18	Strength	136	102	68	188	141	94	306	229	153	144	108	72	199	149	99	325	244	162
	L/360	80	60	40	102	76	51	145	108	72	91	68	46	116	87	58	163	122	82
19	Strength	122	92	61	169	127	84	274	206	137	129	97	64	178	134	89	292	219	
	L/360	68	51	34	86	65	43	123	92	61	78	58	39	99	74	49	139	104	69
20	Strength	110	83	55	153	114	76	248	186	124	116	87	58	161	121	81	263	197	
	L/360	58	44	29	74	56	37	105	79	53	67	50	33	85	64	42	119	89	60
21	Strength	100	75	50	138	104	69	225	168	112	105	79	53	146	110	73	239	179	
	L/360	50	38	25	64	48	32	91	68	46	57	43	29	73	55	37	103	77	51
22	Strength	91	68	46	126	95	63	205	154	102	96	72	48	133	100	67	217	163	
	L/360	44	33	22	56	42	28	79	59	40	50	37	25	64	48	32	89	67	
23	Strength	83	63	42	115	86	58	187	140	94	88	66	44	122	91	61	199	149	
	L/360	38	29	19	49	37	24	69	52	35	44	33	22	56	42	28	78	59	
24	Strength	77	57	38	106	79	53	172	129	86	81	61	40	112	84	56	183	137	91
	L/360	34	25	17	43	32	21	61	46	31	38	29	19	49	37	25	69	52	
25	Strength	71	53	35	98	73	49	159	119	79	74	56	37	103	77	52	168	126	84
	L/360	30	22	15	38	28	19	54	40	27	34	26	17	43	33	22	61	46	30
26	Strength	65	49	33	90	68	45	147	110	73	69	52	34	95	71	48	156	117	78
	L/360	26	20	13	34	25	17	48	36	24	30	23	15	39	29	19	54	41	27
27	Strength	60	45	30	84	63	42	136	102	68	64	48	32	88	66	44	144	108	72
	L/360	24	18	12	30	23	15	43	32	21	27	20	14	34	26	17	48	36	24
28	Strength	56	42	28	78	58	39	126	95	63	59	44	30	82	62	41	134	101	67
	L/360	21	16	11	27	20	14	38	29	19	24	18	12	31	23	15	43	33	22
29	Strength	52	39	26	73	54	36	118	88	59	55	41	28	77	57	38	125	94	63
	L/360	19	14	10	24	18	12	35	26	17	22	16	11	28	21	14	39	29	20
30	Strength	49	37	24	68	51	34	110	83	55	52	39	26	72	54	36	117	88	58
	L/360	17	13	9	22	16	11	31	23	16	20	15	10	25	19	13	35	26	18
31	Strength	46	34	23	63	48	32	103	77	52	48	36	24	67	50	34	110	82	55
	L/360	16	12	8	20	15	10	28	21	14	18	13	9	23	17	11	32	24	16
32	Strength	43	32	22	60	45	30	97	73	48	45	34	23	63	47	31	103	77	51
	L/360	14	11	7	18	14	9	26	19	13	16	12	8	21	16	10	29	22	15
33	Strength	40	30	20	56	42	28	91	68	45	43	32	21	59	44	30	97	72	48
	L/360	13	10	6	16	12	8	23	18	12	15	11	7	19	14	9	26	20	13
34	Strength	38	29	19	53	40	26	86	64	43	40	30	20	56	42	28	91	68	46
	L/360	12	9	6	15	11	8	21	16	11	14	10	7	17	13	9	24	18	12
35	Strength	36	27	18	50	37	25	81	61	40	38	28	19	53	39	26	86	64	43
	L/360	11	8	5	14	10	7	20	15	10	12	9	6	16	12	8	22	17	11
36	Strength	34	26	17	47	35	24	76	57	38	36	27	18	50	37	25	81	61	41
	L/360	10	7	5	13	10	6	18	14	9	11	9	6	15	11	7	20	15	10

CSSBI LIGHTWEIGHT STEEL FRAMING MANUFACTURER MEMBERS:

BAILEY METAL PRODUCTS EB METAL

IMPERIAL SHEET METAL LTD.

STEEFORM BUILDING PRODUCTS

TREBOR BUILDING PRODUCTS LTD.

Floor Joist Load Tables

Uniformly distributed single span load (psf) with $k_{\phi}=0$

Span (ft)		1000S300-54			1000S300-68			1000S300-97			1200S162-68			1200S162-97			1200S200-68			1200S200-97		
		Spacing (in.)			Spacing (in.)			Spacing (in.)			Spacing (in.)			Spacing (in.)			Spacing (in.)			Spacing (in.)		
		12	16	24	12	16	24	12	16	24	12	16	24	12	16	24	12	16	24	12	16	24
10	Strength L/360	424	318	212	*	499	333	*	*	*	-	-	-	-	-	-	-	-	-	-	-	-
		559	419	280	*	544	363	*	*	*	-	-	-	-	-	-	-	-	-	-	-	-
11	Strength L/360	386	289	193	*	413	275	*	*	452	-	-	-	-	-	-	-	-	-	-	-	-
		420	315	210	*	409	273	*	*	392	-	-	-	-	-	-	-	-	-	-	-	-
12	Strength L/360	333	250	166	462	347	231	*	*	380	434	326	217	*	*	366	-	-	-	-	-	-
		324	243	162	420	315	210	*	*	302	461	346	230	*	*	336	-	-	-	-	-	-
13	Strength L/360	284	213	142	394	295	197	*	485	324	370	278	185	*	467	311	428	321	214	*	*	355
		254	191	127	330	248	165	*	356	237	362	272	181	*	396	264	411	308	206	*	*	298
14	Strength L/360	245	183	122	340	255	170	*	418	279	319	239	160	*	403	269	369	277	185	*	459	306
		204	153	102	265	198	132	*	285	190	290	218	145	*	317	211	329	247	165	*	358	239
15	Strength L/360	213	160	107	296	222	148	486	365	243	278	209	139	468	351	234	322	241	161	*	400	267
		166	124	83	215	161	108	309	232	154	236	177	118	344	258	172	268	201	134	*	291	194
16	Strength L/360	187	140	94	260	195	130	427	320	214	244	183	122	411	308	206	283	212	141	469	352	234
		136	102	68	177	133	89	254	191	127	194	146	97	283	213	142	221	165	110	320	240	160
17	Strength L/360	166	124	83	230	173	115	378	284	189	216	162	108	364	273	182	251	188	125	415	311	208
		114	85	57	148	111	74	212	159	106	162	122	81	236	177	118	184	138	92	267	200	133
18	Strength L/360	148	111	74	205	154	103	338	253	169	193	145	97	325	244	162	223	168	112	370	278	185
		96	72	48	124	93	62	179	134	89	137	102	68	199	149	100	155	116	77	225	169	112
19	Strength L/360	133	100	66	184	138	92	303	227	157	173	130	87	292	219	146	201	150	100	332	249	166
		82	61	41	106	79	53	152	114	76	116	87	58	169	127	85	132	99	66	191	143	96
20	Strength L/360	120	90	60	166	125	83	273	205	137	156	117	78	263	197	132	181	136	91	300	225	150
		70	52	35	91	68	45	130	98	65	100	75	50	145	109	73	113	85	56	164	123	82
21	Strength L/360	109	82	54	151	113	75	248	186	124	142	106	71	239	179	119	164	123	82	272	204	136
		60	45	30	78	59	39	113	84	56	86	64	43	125	94	63	98	73	49	142	106	71
22	Strength L/360	99	74	50	138	103	69	226	169	113	129	97	65	218	163	109	150	112	75	248	186	124
		53	39	26	68	51	34	98	73	49	75	56	37	109	82	55	85	64	42	123	92	62
23	Strength L/360	91	68	45	126	94	63	207	155	103	118	89	59	199	149	100	137	103	68	227	170	113
		46	34	23	60	45	30	86	64	43	65	49	33	95	72	48	74	56	37	108	81	54
24	Strength L/360	83	62	42	116	87	58	190	142	95	109	81	54	183	137	91	126	94	63	208	156	104
		40	30	20	53	39	26	75	57	38	58	43	29	84	63	42	65	49	33	95	71	47
25	Strength L/360	77	58	38	107	80	53	175	131	87	100	75	50	168	126	84	116	87	58	192	144	96
		36	27	18	46	35	23	67	50	33	51	38	25	74	56	37	58	43	29	84	63	42
26	Strength L/360	71	53	35	98	74	49	162	121	81	93	69	46	156	117	78	107	80	54	178	133	89
		32	24	16	41	31	21	59	44	30	45	34	23	66	50	33	51	39	26	75	56	37
27	Strength L/360	66	49	33	91	68	46	150	113	75	86	64	43	144	108	72	99	74	50	165	123	82
		28	21	14	37	28	18	53	40	26	40	30	20	59	44	29	46	34	23	67	50	33
28	Strength L/360	61	46	31	85	64	42	139	105	70	80	60	40	134	101	67	92	69	46	153	115	77
		25	19	13	33	25	17	47	36	24	36	27	18	53	40	26	41	31	21	60	45	30
29	Strength L/360	57	43	29	79	59	40	130	98	65	74	56	37	125	94	63	86	65	43	143	107	71
		23	17	11	30	22	15	43	32	21	33	24	16	48	36	24	37	28	19	54	40	27
30	Strength L/360	53	40	27	74	55	37	122	91	61	70	52	35	117	88	58	80	60	40	133	100	67
		21	16	10	27	20	13	39	29	19	29	22	15	43	32	21	33	25	17	49	36	24
31	Strength L/360	50	37	25	69	52	35	114	85	57	65	49	33	110	82	55	75	57	38	125	94	62
		19	14	9	24	18	12	35	26	17	27	20	13	39	29	19	30	23	15	44	33	22
32	Strength L/360	47	35	23	65	49	33	107	80	53	61	46	31	103	77	51	71	53	35	117	88	59
		17	13	9	22	17	11	32	24	16	24	18	12	35	27	18	28	21	14	40	30	20
33	Strength L/360	44	33	22	61	46	31	100	75	50	57	43	29	97	73	48	66	50	33	110	83	55
		16	12	8	20	15	10	29	22	15	22	17	11	32	24	16	25	19	13	36	27	18
34	Strength L/360	41	31	21	58	43	29	95	71	47	54	41	27	91	68	46	63	47	31	104	78	52
		14	11	7	18	14	9	27	20	13	20	15	10	30	22	15	23	17	11	33	25	17
35	Strength L/360	39	29	20	54	41	27	89	67	45	51	38	26	86	64	43	59	44	30	98	73	49
		13	10	7	17	13	8	24	18	12	19	14	9	27	20	14	21	16	11	31	23	15
36	Strength L/360	37	28	18	51	39	26	84	63	42	48	36	24	81	61	41	56	42	28	93	69	46
		12	9	6	16	12	8	22	17	11	17	13	9	25	19	12	19	15	10	28	21	14
37	Strength L/360	-	-	-	-	-	-	-	-	-	46	34	23	77	58	38	53	40	26	88	66	44
		-	-	-	-	-	-	-	-	-	16	12	8	23	17	11	18	13	9	26	19	13
38	Strength L/360	-	-	-	-	-	-	-	-	-	43	32	22	73	55	36	50	38	25	83	62	42
		-	-	-	-	-	-	-	-	-	15	11	7	21	16	11	16	12	8	24	18	12
39	Strength L/360	-	-	-	-	-	-	-	-	-	-	-	-	-	-	-	48	36	24	79	59	39
		-	-	-	-	-	-	-	-	-	-	-	-	-	-	-	15	11	8	22	17	11

CSSBI LIGHTWEIGHT STEEL FRAMING MANUFACTURER MEMBERS:

BAILEY METAL PRODUCTS EB METAL

IMPERIAL SHEET METAL LTD.

STEEFORM BUILDING PRODUCTS

TREBOR BUILDING PRODUCTS LTD.

Floor Joist Load Tables

Uniformly distributed single span load (psf) with $k_{\phi}=0$

Span (ft)		1200S250-68			1200S250-97			1200S300-68			1200S300-97			1400S162-68			1400S162-97		
		Spacing (in.)			Spacing (in.)			Spacing (in.)			Spacing (in.)			Spacing (in.)			Spacing (in.)		
		12	16	24	12	16	24	12	16	24	12	16	24	12	16	24	12	16	24
13	Strength	457	342	228	*	*	379	475	356	237	*	*	395	417	313	209	*	*	358
	L/360	455	341	227	*	*	334	511	383	256	*	*	367	519	389	259	*	*	383
14	Strength	394	295	197	*	490	327	409	307	205	*	*	340	360	270	180	*	*	463
	L/360	364	273	182	*	401	268	409	307	205	*	*	294	415	311	208	*	*	460
15	Strength	343	257	171	*	427	285	356	267	178	*	445	296	313	235	157	*	403	269
	L/360	296	222	148	*	326	218	333	250	166	*	358	239	338	253	169	*	374	249
16	Strength	301	226	151	*	375	250	313	235	157	*	391	261	275	207	138	473	355	236
	L/360	244	183	122	*	269	179	274	206	137	*	295	197	278	209	139	411	308	206
17	Strength	267	200	134	443	332	222	277	208	139	462	346	231	244	183	122	419	314	209
	L/360	203	152	102	299	224	149	229	171	114	328	246	164	232	174	116	343	257	171
18	Strength	238	179	119	395	296	198	248	186	124	412	309	206	218	163	109	374	280	187
	L/360	171	128	86	252	189	126	193	144	96	277	207	138	195	147	98	289	217	144
19	Strength	214	160	107	355	266	177	222	167	111	370	277	185	195	146	98	335	251	168
	L/360	146	109	73	214	161	107	164	123	82	235	176	118	166	125	83	246	184	123
20	Strength	193	145	96	320	240	160	200	150	100	334	250	167	176	132	88	303	227	151
	L/360	125	94	62	184	138	92	140	105	70	202	151	101	142	107	71	211	158	105
21	Strength	175	131	87	290	218	145	182	136	91	303	227	151	160	120	80	274	206	137
	L/360	108	81	54	159	119	79	121	91	61	174	131	87	123	92	62	182	136	91
22	Strength	159	120	80	265	198	132	166	124	83	276	207	138	146	109	73	250	188	125
	L/360	94	70	47	138	103	69	105	79	53	152	114	76	107	80	54	158	119	79
23	Strength	146	109	73	242	182	121	152	114	76	252	189	126	133	100	67	229	172	114
	L/360	82	62	41	121	91	60	92	69	46	133	99	66	94	70	47	138	104	69
24	Strength	134	100	67	222	167	111	139	104	70	232	174	116	122	92	61	210	158	105
	L/360	72	54	36	106	80	53	81	61	41	117	88	58	82	62	41	122	91	61
25	Strength	123	93	62	205	154	102	128	96	64	213	160	107	113	85	56	194	145	97
	L/360	64	48	32	94	70	47	72	54	36	103	77	52	73	55	36	108	81	54
26	Strength	114	86	57	189	142	95	119	89	59	197	148	99	104	78	52	179	134	90
	L/360	57	43	28	84	63	42	64	48	32	92	69	46	65	49	32	96	72	48
27	Strength	106	79	53	176	132	88	110	83	55	183	137	92	97	73	48	166	125	83
	L/360	51	38	25	75	56	37	57	43	29	82	61	41	58	43	29	86	64	43
28	Strength	98	74	49	163	122	82	102	77	51	170	128	85	90	67	45	154	116	77
	L/360	46	34	23	67	50	33	51	38	26	73	55	37	52	39	26	77	58	38
29	Strength	92	69	46	152	114	76	95	72	48	159	119	79	84	63	42	144	108	72
	L/360	41	31	20	60	45	30	46	35	23	66	50	33	47	35	23	69	52	35
30	Strength	86	64	43	142	107	71	89	67	45	148	111	74	78	59	39	134	101	67
	L/360	37	28	18	54	41	27	42	31	21	60	45	30	42	32	21	62	47	31
31	Strength	80	60	40	133	100	67	83	63	42	139	104	69	73	55	37	126	94	63
	L/360	34	25	17	49	37	25	38	28	19	54	41	27	38	29	19	57	42	28
32	Strength	75	57	38	125	94	63	78	59	39	130	98	65	69	52	34	118	89	59
	L/360	30	23	15	45	34	22	34	26	17	49	37	25	35	26	17	51	39	26
33	Strength	71	53	35	118	88	59	74	55	37	123	92	61	65	49	32	111	83	56
	L/360	28	21	14	41	31	20	31	23	16	45	34	22	32	24	16	47	35	23
34	Strength	67	50	33	111	83	55	69	52	35	115	87	58	61	46	30	105	79	52
	L/360	25	19	13	37	28	19	29	21	14	41	31	21	29	22	14	43	32	21
35	Strength	63	47	31	105	78	52	65	49	33	109	82	54	58	43	29	99	74	49
	L/360	23	17	12	34	26	17	26	20	13	38	28	19	27	20	13	39	29	20
36	Strength	60	45	30	99	74	49	62	46	31	103	77	51	54	41	27	93	70	47
	L/360	21	16	11	31	24	16	24	18	12	35	26	17	24	18	12	36	27	18
37	Strength	56	42	28	94	70	47	59	44	29	97	73	49	52	39	26	88	66	44
	L/360	20	15	10	29	22	14	22	17	11	32	24	16	22	17	11	33	25	17
38	Strength	53	40	27	89	67	44	56	42	28	92	69	46	49	37	24	84	63	42
	L/360	18	14	9	27	20	13	20	15	10	29	22	15	21	16	10	31	23	15
39	Strength	51	38	25	84	63	42	53	40	26	88	66	44	46	35	23	80	60	40
	L/360	17	13	8	25	19	12	19	14	9	27	20	14	19	14	10	28	21	14

CSSBI LIGHTWEIGHT STEEL FRAMING MANUFACTURER MEMBERS:

BAILEY METAL PRODUCTS EB METAL

IMPERIAL SHEET METAL LTD.

STEEFORM BUILDING PRODUCTS

TREBOR BUILDING PRODUCTS LTD.

Floor Joist Load Tables

Uniformly distributed single span load (psf) with $k_{\phi}=0$

Span (ft)		1400S200-68			1400S200-97			1400S250-68			1400S250-97			1400S300-68			1400S300-97		
		Spacing (in.)			Spacing (in.)			Spacing (in.)			Spacing (in.)			Spacing (in.)			Spacing (in.)		
		12	16	24	12	16	24	12	16	24	12	16	24	12	16	24	12	16	24
14	Strength	420	315	210	*	*	355	431	324	216	*	*	381	431	324	216	*	*	399
	L/360	469	352	235	*	*	345	516	387	258	*	*	384	545	409	273	*	*	415
15	Strength	366	275	183	*	463	309	394	296	197	*	*	332	403	302	201	*	*	348
	L/360	381	286	191	*	420	280	420	315	210	*	*	312	443	333	222	*	*	337
16	Strength	322	241	161	*	407	272	346	260	173	*	438	292	363	272	181	*	458	306
	L/360	314	236	157	*	346	231	346	259	173	*	386	257	365	274	183	*	417	278
17	Strength	285	214	143	481	361	241	307	230	153	*	388	258	322	241	161	*	406	271
	L/360	262	196	131	385	289	193	288	216	144	*	322	214	305	228	152	*	348	232
18	Strength	254	191	127	429	322	215	274	205	137	461	346	231	287	215	143	483	362	241
	L/360	221	166	110	324	243	162	243	182	121	361	271	181	257	192	128	391	293	195
19	Strength	228	171	114	385	289	193	246	184	123	414	310	207	257	193	129	433	325	217
	L/360	188	141	94	276	207	138	207	155	103	307	230	154	218	164	109	332	249	166
20	Strength	206	154	103	348	261	174	222	166	111	373	280	187	232	174	116	391	293	196
	L/360	161	121	80	236	177	118	177	133	89	263	197	132	187	140	94	285	214	142
21	Strength	187	140	93	315	236	158	201	151	101	339	254	169	211	158	105	355	266	177
	L/360	139	104	69	204	153	102	153	115	76	227	171	114	162	121	81	246	184	123
22	Strength	170	128	85	287	215	144	183	137	92	309	231	154	192	144	96	323	242	162
	L/360	121	91	60	178	133	89	133	100	67	198	148	99	141	105	70	214	160	107
23	Strength	156	117	78	263	197	131	168	126	84	282	212	141	176	132	88	296	222	148
	L/360	106	79	53	155	117	78	116	87	58	173	130	87	123	92	62	187	140	94
24	Strength	143	107	72	241	181	121	154	115	77	259	195	130	161	121	81	272	204	136
	L/360	93	70	47	137	103	68	102	77	51	152	114	76	108	81	54	165	124	82
25	Strength	132	99	66	222	167	111	142	106	71	239	179	120	149	112	74	250	188	125
	L/360	82	62	41	121	91	61	91	68	45	135	101	67	96	72	48	146	109	73
26	Strength	122	91	61	206	154	103	131	98	66	221	166	110	137	103	69	231	174	116
	L/360	73	55	37	108	81	54	81	60	40	120	90	60	85	64	43	130	97	65
27	Strength	113	85	57	191	143	95	122	91	61	205	154	102	127	96	64	215	161	107
	L/360	65	49	33	96	72	48	72	54	36	107	80	54	76	57	38	116	87	58
28	Strength	105	79	53	177	133	89	113	85	57	191	143	95	119	89	59	200	150	100
	L/360	59	44	29	86	65	43	65	48	32	96	72	48	68	51	34	104	78	52
29	Strength	98	73	49	165	124	83	105	79	53	178	133	89	110	83	55	186	140	93
	L/360	53	40	26	78	58	39	58	44	29	86	65	43	61	46	31	93	70	47
30	Strength	92	69	46	154	116	77	99	74	49	166	124	83	103	77	52	174	130	87
	L/360	48	36	24	70	53	35	52	39	26	78	59	39	55	42	28	84	63	42
31	Strength	86	64	43	145	108	72	92	69	46	155	117	78	97	73	48	163	122	81
	L/360	43	32	22	63	48	32	48	36	24	71	53	35	50	38	25	76	57	38
32	Strength	80	60	40	136	102	68	87	65	43	146	109	73	91	68	45	153	115	76
	L/360	39	29	20	58	43	29	43	32	22	64	48	32	46	34	23	70	52	35
33	Strength	76	57	38	128	96	64	81	61	41	137	103	69	85	64	43	144	108	72
	L/360	36	27	18	53	39	26	39	30	20	59	44	29	42	31	21	63	48	32
34	Strength	71	53	36	120	90	60	77	58	38	129	97	65	80	60	40	135	102	68
	L/360	33	25	16	48	36	24	36	27	18	54	40	27	38	29	19	58	43	29
35	Strength	67	50	34	113	85	57	72	54	36	122	91	61	76	57	38	128	96	64
	L/360	30	23	15	44	33	22	33	25	17	49	37	25	35	26	17	53	40	27
36	Strength	64	48	32	107	80	54	68	51	34	115	86	58	72	54	36	121	91	60
	L/360	28	21	14	41	30	20	30	23	15	45	34	23	32	24	16	49	37	24
37	Strength	60	45	30	102	76	51	65	49	32	109	82	55	68	51	34	114	86	57
	L/360	25	19	13	37	28	19	28	21	14	42	31	21	30	22	15	45	34	22
38	Strength	57	43	29	96	72	48	61	46	31	103	78	52	64	48	32	108	81	54
	L/360	23	18	12	34	26	17	26	19	13	38	29	19	27	20	14	42	31	21
39	Strength	54	41	27	91	69	46	58	44	29	98	74	49	61	46	31	103	77	51
	L/360	22	16	11	32	24	16	24	18	12	36	27	18	25	19	13	38	29	19
40	Strength	51	39	26	87	65	43	55	42	28	93	70	47	58	44	29	98	73	49
	L/360	20	15	10	30	22	15	22	17	11	33	25	16	23	18	12	36	27	18

CSSBI LIGHTWEIGHT STEEL FRAMING MANUFACTURER MEMBERS:

BAILEY METAL PRODUCTS EB METAL

IMPERIAL SHEET METAL LTD.

STEEFORM BUILDING PRODUCTS

TREBOR BUILDING PRODUCTS LTD.

Floor Joist Load Tables

Uniformly distributed single span load (psf) with $k_{\phi} \geq k_{\phi, \min}$

Span (ft)		600S162-43			600S162-54			600S162-68			600S162-97			600S200-43			600S200-54			600S200-68			600S200-97		
		Spacing (in.)			Spacing (in.)			Spacing (in.)			Spacing (in.)			Spacing (in.)			Spacing (in.)			Spacing (in.)			Spacing (in.)		
		12	16	24	12	16	24	12	16	24	12	16	24	12	16	24	12	16	24	12	16	24	12	16	24
5	Strength	577	433	289	*	*	497	*	*	666	*	*	*	634	475	317	*	*	497	*	*	*	*	*	*
	L/360	808	606	404	*	*	499	*	*	615	*	*	*	936	702	468	*	*	579	*	*	*	*	*	*
6	Strength	401	301	200	*	563	375	*	*	462	*	*	*	465	348	232	*	622	415	*	*	538	*	*	*
	L/360	468	351	234	*	433	289	*	*	356	*	*	*	542	406	271	*	503	335	*	*	414	*	*	*
7	Strength	295	221	147	551	414	276	*	510	340	*	*	462	341	256	171	621	466	311	*	593	395	*	*	541
	L/360	295	221	147	364	273	182	*	336	224	*	*	305	341	256	171	422	317	211	*	391	261	*	*	357
8	Strength	226	169	113	422	317	211	520	390	260	*	531	354	261	196	131	476	357	238	605	454	303	*	*	414
	L/360	197	148	99	244	183	122	300	225	150	*	307	204	229	171	114	283	212	141	349	262	175	*	*	239
9	Strength	178	134	89	334	250	167	411	308	205	*	420	280	206	155	103	376	282	188	478	359	239	*	*	491
	L/360	139	104	69	171	128	86	211	158	105	*	215	144	161	120	80	199	149	99	245	184	123	*	*	252
10	Strength	144	108	72	270	203	135	333	250	166	453	340	227	167	125	84	304	228	152	387	290	194	*	*	398
	L/360	101	76	51	125	94	62	154	115	77	209	157	105	117	88	59	145	109	72	179	134	89	*	*	184
11	Strength	119	89	60	223	167	112	275	206	138	375	281	187	138	104	69	252	189	126	320	240	160	438	329	219
	L/360	76	57	38	94	70	47	116	87	58	157	118	79	88	66	44	109	82	54	134	101	67	184	138	92
12	Strength	100	75	50	188	141	94	231	173	116	315	236	157	116	87	58	211	159	106	269	202	134	368	276	184
	L/360	58	44	29	72	54	36	89	67	44	121	91	61	68	51	34	84	63	42	104	78	52	142	106	71
13	Strength	85	64	43	160	120	80	197	148	98	268	201	134	99	74	49	180	135	90	229	172	115	314	235	157
	L/360	46	34	23	57	43	28	70	52	35	95	71	48	53	40	27	66	49	33	81	61	41	111	84	56
14	Strength	74	55	37	138	103	69	170	127	85	231	173	116	85	64	43	155	116	78	198	148	99	270	203	135
	L/360	37	28	18	45	34	23	56	42	28	76	57	38	43	32	21	53	40	26	65	49	33	89	67	45
15	Strength	64	48	32	120	90	60	148	111	74	201	151	101	74	56	37	135	101	68	172	129	86	236	177	118
	L/360	30	22	15	37	28	18	46	34	23	62	47	31	35	26	17	43	32	21	53	40	26	73	54	36
16	Strength	56	42	28	106	79	53	130	98	65	177	133	89	65	49	33	119	89	59	151	113	76	207	155	104
	L/360	25	18	12	30	23	15	38	28	19	51	38	26	29	21	14	35	27	18	44	33	22	60	45	30
17	Strength	50	37	25	93	70	47	115	86	58	157	118	78	58	43	29	105	79	53	134	101	67	183	138	92
	L/360	21	15	10	25	19	13	31	23	16	43	32	21	24	18	12	29	22	15	36	27	18	50	37	25
18	Strength	45	33	22	83	63	42	103	77	51	140	105	70	52	39	26	94	70	47	120	90	60	164	123	82
	L/360	17	13	9	21	16	11	26	20	13	36	27	18	20	15	10	25	19	12	31	23	15	42	31	21
19	Strength	40	30	20	75	56	37	92	69	46	126	94	63	46	35	23	84	63	42	107	80	54	147	110	73
	L/360	15	11	7	18	14	9	22	17	11	31	23	15	17	13	9	21	16	11	26	20	13	36	27	18
20	Strength	36	27	18	68	51	34	83	62	42	113	85	57	42	31	21	76	57	38	97	73	48	133	99	66
	L/360	13	9	6	16	12	8	19	14	10	26	20	13	15	11	7	18	14	9	22	17	11	31	23	15
21	Strength	33	25	16	61	46	31	75	57	38	103	77	51	38	28	19	69	52	35	88	66	44	120	90	60
	L/360	11	8	5	13	10	7	17	12	8	23	17	11	13	9	6	16	12	8	19	14	10	26	20	13
22	Strength	30	22	15	56	42	28	69	52	34	94	70	47	35	26	17	63	47	31	80	60	40	110	82	55
	L/360	9	7	5	12	9	6	14	11	7	20	15	10	11	8	5	14	10	7	17	13	8	23	17	11
23	Strength	-	-	-	51	38	26	63	47	31	86	64	43	32	24	16	58	43	29	73	55	37	100	75	50
	L/360	-	-	-	10	8	5	13	9	6	17	13	9	10	7	5	12	9	6	15	11	7	20	15	10
24	Strength	-	-	-	47	35	23	58	43	29	79	59	39	-	-	-	53	40	26	67	50	34	92	69	46
	L/360	-	-	-	9	7	5	11	8	6	15	11	8	-	-	-	10	8	5	13	10	6	18	13	9
25	Strength	-	-	-	-	-	-	53	40	27	73	54	36	-	-	-	49	37	24	62	46	31	85	64	42
	L/360	-	-	-	-	-	-	10	7	5	13	10	7	-	-	-	9	7	5	11	9	6	16	12	8
26	Strength	-	-	-	-	-	-	-	-	-	67	50	34	-	-	-	-	-	-	57	43	29	78	59	39
	L/360	-	-	-	-	-	-	-	-	-	12	9	6	-	-	-	-	-	-	10	8	5	14	10	7
27	Strength	-	-	-	-	-	-	-	-	-	62	47	31	-	-	-	-	-	-	53	40	27	73	55	36
	L/360	-	-	-	-	-	-	-	-	-	11	8	5	-	-	-	-	-	-	9	7	5	12	9	6
28	Strength	-	-	-	-	-	-	-	-	-	58	43	29	-	-	-	-	-	-	-	-	-	68	51	34
	L/360	-	-	-	-	-	-	-	-	-	10	7	5	-	-	-	-	-	-	-	-	-	11	8	6
29	Strength	-	-	-	-	-	-	-	-	-	-	-	-	-	-	-	-	-	-	-	-	-	63	47	32
	L/360	-	-	-	-	-	-	-	-	-	-	-	-	-	-	-	-	-	-	-	-	-	10	8	5
30	Strength	-	-	-	-	-	-	-	-	-	-	-	-	-	-	-	-	-	-	-	-	-	59	44	29
	L/360	-	-	-	-	-	-	-	-	-	-	-	-	-	-	-	-	-	-	-	-	-	9	7	5

CSSBI LIGHTWEIGHT STEEL FRAMING MANUFACTURER MEMBERS:

BAILEY METAL PRODUCTS EB METAL

IMPERIAL SHEET METAL LTD.

STEEFORM BUILDING PRODUCTS

TREBOR BUILDING PRODUCTS LTD.

Floor Joist Load Tables

Uniformly distributed single span load (psf) with $k_{\phi} \geq k_{\phi min}$

Span (ft)		800S162-43			800S162-54			800S162-68			800S162-97			800S200-43			800S200-54			800S200-68			800S200-97					
		Spacing (in.)			Spacing (in.)			Spacing (in.)			Spacing (in.)			Spacing (in.)			Spacing (in.)			Spacing (in.)			Spacing (in.)					
6	Strength L/360	12	16	24	12	16	24	12	16	24	12	16	24	12	16	24	12	16	24	12	16	24	12	16	24	12	16	24
		448	336	224	*	*	445	*	*	693	*	*	*	448	336	224	*	*	445	*	*	*	*	*	*	*	*	*
7	Strength L/360	905	679	453	*	*	562	*	*	712	*	*	*	1070	803	535	*	*	664	*	*	*	*	*	*	*	*	*
		384	288	192	*	*	564	376	*	509	*	*	*	384	288	192	*	572	382	*	*	588	*	*	*	*	*	*
8	Strength L/360	570	428	285	*	531	354	*	*	448	*	*	*	674	506	337	*	627	418	*	*	518	*	*	*	*	*	*
		315	236	158	576	432	288	*	585	390	*	538	336	252	168	*	501	334	*	*	450	*	*	*	*	*	*	
9	Strength L/360	382	286	191	474	356	237	*	451	300	*	414	452	339	226	*	420	280	*	*	347	*	*	*	*	*	*	
		249	187	125	455	341	227	616	462	308	*	425	298	224	149	554	416	277	*	534	356	*	*	490	*	*	*	
10	Strength L/360	268	201	134	333	250	167	422	316	211	*	291	317	238	159	393	295	197	*	365	244	*	*	335	*	*	*	
		202	151	101	368	276	184	499	374	249	*	516	344	248	186	124	449	337	225	577	432	288	*	*	397	*	*	*
11	Strength L/360	196	147	98	243	182	121	308	231	154	*	318	212	231	173	116	287	215	143	355	266	178	*	*	244	*	*	*
		167	125	83	305	228	152	412	309	206	*	426	284	205	154	102	371	278	186	477	357	238	*	*	492	328	*	*
12	Strength L/360	147	110	73	182	137	91	231	173	116	*	239	159	174	130	87	215	162	108	267	200	133	*	*	275	184	*	*
		140	105	70	256	192	128	346	260	173	478	358	239	172	129	86	312	234	156	400	300	200	*	*	413	276	*	*
13	Strength L/360	113	85	57	141	105	70	178	133	89	245	184	123	134	100	67	166	124	83	205	154	103	*	*	212	141	*	*
		119	90	60	218	164	109	295	221	148	407	305	204	147	110	73	266	199	133	341	256	171	470	352	235	*	*	*
14	Strength L/360	89	67	44	111	83	55	140	105	70	193	145	96	105	79	53	130	98	65	162	121	81	222	167	111	*	*	*
		103	77	51	188	141	94	255	191	127	351	263	176	126	95	63	229	172	115	294	221	147	405	304	202	*	*	*
15	Strength L/360	71	53	36	89	66	44	112	84	56	154	116	77	84	63	42	104	78	52	129	97	65	178	134	89	*	*	*
		90	67	45	164	123	82	222	166	111	306	229	153	110	83	55	200	150	100	256	192	128	353	265	176	*	*	*
16	Strength L/360	58	43	29	72	54	36	91	68	46	126	94	63	69	51	34	85	64	42	105	79	53	145	109	72	*	*	*
		79	59	39	144	108	72	195	146	97	269	202	134	97	73	48	175	132	88	225	169	113	310	233	155	*	*	*
17	Strength L/360	48	36	24	59	44	30	75	56	38	103	78	52	56	42	28	70	52	35	87	65	43	119	89	60	*	*	*
		70	52	35	127	96	64	173	129	86	238	179	119	86	64	43	155	117	78	200	150	100	275	206	137	*	*	*
18	Strength L/360	40	30	20	49	37	25	63	47	31	86	65	43	47	35	24	58	44	29	72	54	36	99	75	50	*	*	*
		62	47	31	114	85	57	154	115	77	212	159	106	77	57	38	139	104	69	178	133	89	245	184	122	*	*	*
19	Strength L/360	34	25	17	42	31	21	53	40	26	73	54	36	40	30	20	49	37	25	61	46	30	84	63	42	*	*	*
		56	42	28	102	77	51	138	104	69	191	143	95	69	51	34	124	93	62	160	120	80	220	165	110	*	*	*
20	Strength L/360	29	21	14	35	27	18	45	34	22	62	46	31	34	25	17	42	31	21	52	39	26	71	53	36	*	*	*
		50	38	25	92	69	46	125	94	62	172	129	86	62	46	31	112	84	56	144	108	72	198	149	99	*	*	*
21	Strength L/360	24	18	12	30	23	15	38	29	19	53	40	26	29	22	14	36	27	18	44	33	22	61	46	31	*	*	*
		46	34	23	84	63	42	113	85	57	156	117	78	56	42	28	102	76	51	131	98	65	180	135	90	*	*	*
22	Strength L/360	21	16	11	26	20	13	33	25	17	46	34	23	25	19	12	31	23	15	38	29	19	53	40	26	*	*	*
		42	31	21	76	57	38	103	77	52	142	107	71	51	38	26	93	70	46	119	89	60	164	123	82	*	*	*
23	Strength L/360	18	14	9	23	17	11	29	22	14	40	30	20	22	16	11	27	20	13	33	25	17	46	34	23	*	*	*
		38	29	19	70	52	35	94	71	47	130	98	65	47	35	23	85	64	42	109	82	55	150	113	75	*	*	*
24	Strength L/360	16	12	8	20	15	10	25	19	13	35	26	17	19	14	10	24	18	12	29	22	15	40	30	20	*	*	*
		35	26	18	64	48	32	87	65	43	119	90	60	43	32	22	78	58	39	100	75	50	138	103	69	*	*	*
25	Strength L/360	14	11	7	18	13	9	22	17	11	31	23	15	17	13	8	21	16	10	26	19	13	35	27	18	*	*	*
		32	24	16	59	44	29	80	60	40	110	83	55	40	30	20	72	54	36	92	69	46	127	95	63	*	*	*
26	Strength L/360	13	9	6	16	12	8	20	15	10	27	20	14	15	11	7	18	14	9	23	17	11	31	23	16	*	*	*
		30	22	15	55	41	27	74	55	37	102	76	51	37	27	18	66	50	33	85	64	43	117	88	59	*	*	*
27	Strength L/360	11	8	6	14	10	7	17	13	9	24	18	12	13	10	7	16	12	8	20	15	10	28	21	14	*	*	*
		28	21	14	51	38	25	68	51	34	94	71	47	34	26	17	62	46	31	79	59	40	109	82	54	*	*	*
28	Strength L/360	10	7	5	12	9	6	16	12	8	22	16	11	12	9	6	15	11	7	18	14	9	25	19	12	*	*	*
		-	-	-	47	35	23	64	48	32	88	66	44	32	24	16	57	43	29	74	55	37	101	76	51	*	*	*
29	Strength L/360	-	-	-	11	8	6	14	11	7	19	14	10	11	8	5	13	10	7	16	12	8	22	17	11	*	*	*
		-	-	-	44	33	22	59	44	30	82	61	41	29	22	15	53	40	27	69	51	34	94	71	47	*	*	*
30	Strength L/360	-	-	-	10	7	5	13	9	6	17	13	9	9	7	5	12	9	6	15	11	7	20	15	10	*	*	*
		-	-	-	-	-	-	55	42	28	76	57	38	-	-	-	50	37	25	64	48	32	88	66	44	*	*	*
31	Strength L/360	-	-	-	-	-	-	11	9	6	16	12	8	-	-	-	11	8	5	13	10	7	18	14	9	*	*	*
		-	-	-	-	-	-	52	39	26	72	54	36	-	-	-	47	35	23	60	45	30	83	62	41	*	*	*
32	Strength L/360	-	-	-	-	-	-	10	8	5	14	11	7	-	-	-	10	7	5	12	9	6	16	12	8	*	*	*
		-	-	-	-	-	-	49	37	24	67	50	34	-	-	-	-	-	-	56	42</							

Floor Joist Load Tables

Uniformly distributed single span load (psf) with $k_{\phi} \geq k_{\phi, \min}$

Span (ft)		800S250-43			800S250-54			800S250-68			800S250-97			1000S162-54			1000S162-68			1000S162-97		
		Spacing (in.)			Spacing (in.)			Spacing (in.)			Spacing (in.)			Spacing (in.)			Spacing (in.)			Spacing (in.)		
		12	16	24	12	16	24	12	16	24	12	16	24	12	16	24	12	16	24	12	16	24
6	Strength L/360	448	336	224	*	*	445	*	*	*	*	*	*	-	-	-	-	-	-	-	-	-
		1210	905	604	*	*	724	*	*	*	*	*	*	-	-	-	-	-	-	-	-	-
7	Strength L/360	384	288	192	*	*	382	*	*	614	*	*	*	-	-	-	-	-	-	-	-	-
		760	570	380	*	*	456	*	*	581	*	*	*	-	-	-	-	-	-	-	-	-
8	Strength L/360	336	252	168	*	501	334	*	*	482	*	*	*	-	-	-	-	-	-	-	-	-
		509	382	255	*	458	305	*	*	389	*	*	*	-	-	-	-	-	-	-	-	-
9	Strength L/360	298	224	149	564	423	282	*	572	381	*	*	559	471	354	236	*	598	399	*	*	*
		358	268	179	429	322	214	*	410	273	*	*	383	557	418	279	*	535	357	*	*	*
10	Strength L/360	260	195	130	457	343	229	617	463	309	*	*	453	424	318	212	*	485	323	*	*	481
		261	196	130	313	235	156	399	299	199	*	*	279	406	305	203	*	390	260	*	*	370
11	Strength L/360	215	161	107	378	283	189	510	383	255	*	562	374	386	289	193	534	401	267	*	*	397
		196	147	98	235	176	117	300	225	150	*	314	210	305	229	153	391	293	195	*	*	278
12	Strength L/360	180	135	90	317	238	159	429	322	214	*	472	315	327	245	164	449	337	224	*	501	334
		151	113	75	181	136	90	231	173	115	*	242	161	235	176	117	301	226	150	*	321	214
13	Strength L/360	154	115	77	270	203	135	365	274	183	536	402	268	279	209	139	382	287	191	*	427	284
		119	89	59	142	107	71	181	136	91	254	190	127	185	139	92	237	177	118	*	253	168
14	Strength L/360	133	99	66	233	175	117	315	236	158	462	347	231	240	180	120	330	247	165	491	368	245
		95	71	48	114	85	57	145	109	73	203	152	102	148	111	74	189	142	95	270	202	135
15	Strength L/360	115	87	58	203	152	102	274	206	137	403	302	201	209	157	105	287	215	144	427	321	214
		77	58	39	93	69	46	118	89	59	165	124	83	120	90	60	154	116	77	219	164	110
16	Strength L/360	101	76	51	179	134	89	241	181	121	354	265	177	184	138	92	252	189	126	376	282	188
		64	48	32	76	57	38	97	73	49	136	102	68	99	74	50	127	95	63	181	136	90
17	Strength L/360	90	67	45	158	119	79	214	160	107	313	235	157	163	122	82	224	168	112	333	250	166
		53	40	27	64	48	32	81	61	41	114	85	57	83	62	41	106	79	53	151	113	75
18	Strength L/360	80	60	40	141	106	71	191	143	95	280	210	140	145	109	73	199	150	100	297	223	148
		45	34	22	54	40	27	68	51	34	96	72	48	70	52	35	89	67	45	127	95	63
19	Strength L/360	72	54	36	127	95	63	171	128	86	251	188	125	131	98	65	179	134	90	266	200	133
		38	29	19	46	34	23	58	44	29	81	61	41	59	44	30	76	57	38	108	81	54
20	Strength L/360	65	49	32	114	86	57	154	116	77	226	170	113	118	88	59	162	121	81	240	180	120
		33	24	16	39	29	20	50	37	25	70	52	35	51	38	25	65	49	32	93	69	46
21	Strength L/360	59	44	29	104	78	52	140	105	70	205	154	103	107	80	53	147	110	73	218	164	109
		28	21	14	34	25	17	43	32	22	60	45	30	44	33	22	56	42	28	80	60	40
22	Strength L/360	54	40	27	94	71	47	128	96	64	187	140	94	97	73	49	134	100	67	199	149	99
		24	18	12	29	22	15	37	28	19	52	39	26	38	29	19	49	37	24	70	52	35
23	Strength L/360	49	37	25	86	65	43	117	88	58	171	128	86	89	67	45	122	92	61	182	136	91
		21	16	11	26	19	13	33	25	16	46	34	23	33	25	17	43	32	21	61	46	30
24	Strength L/360	45	34	23	79	60	40	107	80	54	157	118	79	82	61	41	112	84	56	167	125	83
		19	14	9	23	17	11	29	22	14	40	30	20	29	22	15	38	28	19	54	40	27
25	Strength L/360	42	31	21	73	55	37	99	74	49	145	109	72	75	57	38	103	78	52	154	115	77
		17	13	8	20	15	10	26	19	13	36	27	18	26	19	13	33	25	17	47	36	24
26	Strength L/360	38	29	19	68	51	34	91	69	46	134	101	67	70	52	35	96	72	48	142	107	71
		15	11	7	18	13	9	23	17	11	32	24	16	23	17	12	30	22	15	42	32	21
27	Strength L/360	36	27	18	63	47	31	85	64	42	124	93	62	65	48	32	89	66	44	132	99	66
		13	10	7	16	12	8	20	15	10	28	21	14	21	15	10	26	20	13	38	28	19
28	Strength L/360	33	25	17	58	44	29	79	59	39	116	87	58	60	45	30	82	62	41	123	92	61
		12	9	6	14	11	7	18	14	9	25	19	13	18	14	9	24	18	12	34	25	17
29	Strength L/360	31	23	15	54	41	27	73	55	37	108	81	54	56	42	28	77	58	38	114	86	57
		11	8	5	13	10	6	16	12	8	23	17	11	17	12	8	21	16	11	30	23	15
30	Strength L/360	29	22	14	51	38	25	69	51	34	101	75	50	52	39	26	72	54	36	107	80	53
		10	7	5	12	9	6	15	11	7	21	15	10	15	11	8	19	14	10	27	21	14
31	Strength L/360	-	-	-	48	36	24	64	48	32	94	71	47	49	37	25	67	50	34	100	75	50
		-	-	-	10	8	5	13	10	7	19	14	9	14	10	7	17	13	9	25	19	12
32	Strength L/360	-	-	-	45	33	22	60	45	30	88	66	44	46	35	23	63	47	32	94	70	47
		-	-	-	10	7	5	12	9	6	17	13	9	12	9	6	16	12	8	23	17	11
33	Strength L/360	-	-	-	-	-	-	-	-	-	-	-	-	-	43	32	22	59	45	30	88	66
		-	-	-	-	-	-	-	-	-	-	-	-	-	11	8	6	14	11	7	21	15
34	Strength L/360	-	-	-	-	-	-	-	-	-	-	-	-	-	41	31	20	56	42	28	83	62
		-	-	-	-	-	-	-	-	-	-	-	-	-	10	8	5	13	10	7	19	14
35	Strength L/360	-	-	-	-	-	-	-	-	-	-	-	-	-	38	29	19	53	40	26	78	59
		-	-	-	-	-	-	-	-	-	-	-	-	-	9	7	5	12	9	6	17	13

CSSBI LIGHTWEIGHT STEEL FRAMING MANUFACTURER MEMBERS:

BAILEY METAL PRODUCTS EB METAL

IMPERIAL SHEET METAL LTD.

STEEFORM BUILDING PRODUCTS

TREBOR BUILDING PRODUCTS LTD.

Floor Joist Load Tables

Uniformly distributed single span load (psf) with $k_{\phi} \geq k_{\phi, \min}$

Span (ft)		1000S200-54			1000S200-68			1000S200-97			1000S250-54			1000S250-68			1000S250-97		
		Spacing (in.)			Spacing (in.)			Spacing (in.)			Spacing (in.)			Spacing (in.)			Spacing (in.)		
		12	16	24	12	16	24	12	16	24	12	16	24	12	16	24	12	16	24
10	Strength L/360	424	318	212	*	544	363	*	*	548	424	318	212	*	622	415	*	*	*
		465	348	232	*	445	296	*	*	422	532	399	266	*	509	339	*	*	*
11	Strength L/360	386	289	193	600	450	300	*	*	453	386	289	193	*	514	343	*	*	511
		349	262	175	445	334	223	*	*	317	400	300	200	*	382	255	*	*	358
12	Strength L/360	354	265	177	504	378	252	*	*	380	354	265	177	576	432	288	*	*	429
		269	202	134	343	257	172	*	*	244	308	231	154	393	294	196	*	*	275
13	Strength L/360	302	227	151	429	322	215	*	*	486	324	326	245	163	491	368	245	*	549
		211	159	106	270	202	135	*	*	288	192	242	182	121	309	232	154	*	325
14	Strength L/360	261	196	130	370	278	185	*	*	419	280	287	216	144	423	317	212	*	473
		169	127	85	216	162	108	*	*	231	154	194	145	97	247	185	124	*	260
15	Strength L/360	227	170	114	323	242	161	487	365	244	250	188	125	369	277	184	550	412	275
		138	103	69	176	132	88	250	187	125	158	118	79	201	151	100	282	212	141
16	Strength L/360	200	150	100	283	213	142	428	321	214	220	165	110	324	243	162	483	362	242
		113	85	57	145	109	72	206	154	103	130	97	65	166	124	83	232	174	116
17	Strength L/360	177	133	88	251	188	126	379	284	190	195	146	97	287	215	144	428	321	214
		95	71	47	121	91	60	172	129	86	108	81	54	138	104	69	194	145	97
18	Strength L/360	158	118	79	224	168	112	338	254	169	174	130	87	256	192	128	382	286	191
		80	60	40	102	76	51	145	108	72	91	68	46	116	87	58	163	122	82
19	Strength L/360	142	106	71	201	151	101	304	228	152	156	117	78	230	172	115	343	257	171
		68	51	34	86	65	43	123	92	61	78	58	39	99	74	49	139	104	69
20	Strength L/360	128	96	64	181	136	91	274	205	137	141	106	70	207	156	104	309	232	155
		58	44	29	74	56	37	105	79	53	67	50	33	85	64	42	119	89	60
21	Strength L/360	116	87	58	165	123	82	248	186	124	128	96	64	188	141	94	280	210	140
		50	38	25	64	48	32	91	68	46	57	43	29	73	55	37	103	77	51
22	Strength L/360	106	79	53	150	112	75	226	170	113	116	87	58	171	129	86	256	192	128
		44	33	22	56	42	28	79	59	40	50	37	25	64	48	32	89	67	45
23	Strength L/360	97	72	48	137	103	69	207	155	104	106	80	53	157	118	78	234	175	117
		38	29	19	49	37	24	69	52	35	44	33	22	56	42	28	78	59	39
24	Strength L/360	89	67	44	126	94	63	190	143	95	98	73	49	144	108	72	215	161	107
		34	25	17	43	32	21	61	46	31	38	29	19	49	37	25	69	52	34
25	Strength L/360	82	61	41	116	87	58	175	131	88	90	68	45	133	100	66	198	148	99
		30	22	15	38	28	19	54	40	27	34	26	17	43	33	22	61	46	30
26	Strength L/360	76	57	38	107	81	54	162	122	81	83	62	42	123	92	61	183	137	91
		26	20	13	34	25	17	48	36	24	30	23	15	39	29	19	54	41	27
27	Strength L/360	70	53	35	100	75	50	150	113	75	77	58	39	114	85	57	170	127	85
		24	18	12	30	23	15	43	32	21	27	20	14	34	26	17	48	36	24
28	Strength L/360	65	49	33	93	69	46	140	105	70	72	54	36	106	79	53	158	118	79
		21	16	11	27	20	14	38	29	19	24	18	12	31	23	15	43	33	22
29	Strength L/360	61	46	30	86	65	43	130	98	65	67	50	33	99	74	49	147	110	74
		19	14	10	24	18	12	35	26	17	22	16	11	28	21	14	39	29	20
30	Strength L/360	57	43	28	81	60	40	122	91	61	63	47	31	92	69	46	137	103	69
		17	13	9	22	16	11	31	23	16	20	15	10	25	19	13	35	26	18
31	Strength L/360	53	40	27	76	57	38	114	86	57	59	44	29	86	65	43	129	97	64
		16	12	8	20	15	10	28	21	14	18	13	9	23	17	11	32	24	16
32	Strength L/360	50	37	25	71	53	35	107	80	54	55	41	28	81	61	41	121	91	60
		14	11	7	18	14	9	26	19	13	16	12	8	21	16	10	29	22	15
33	Strength L/360	47	35	23	67	50	33	101	75	50	52	39	26	76	57	38	114	85	57
		13	10	6	16	12	8	23	18	12	15	11	7	19	14	9	26	20	13
34	Strength L/360	44	33	22	63	47	31	95	71	47	49	37	24	72	54	36	107	80	54
		12	9	6	15	11	8	21	16	11	14	10	7	17	13	9	24	18	12
35	Strength L/360	42	31	21	59	44	30	89	67	45	46	34	23	68	51	34	101	76	50
		11	8	5	14	10	7	20	15	10	12	9	6	16	12	8	22	17	11
36	Strength L/360	39	30	20	56	42	28	85	63	42	43	33	22	64	48	32	95	72	48
		10	7	5	13	10	6	18	14	9	11	9	6	15	11	7	20	15	10

CSSBI LIGHTWEIGHT STEEL FRAMING MANUFACTURER MEMBERS:

BAILEY METAL PRODUCTS EB METAL

IMPERIAL SHEET METAL LTD.

STEEFORM BUILDING PRODUCTS

TREBOR BUILDING PRODUCTS LTD.

Floor Joist Load Tables

Uniformly distributed single span load (psf) with $k_{\phi} \geq k_{\phi, \min}$

Span (ft)		1000S300-54			1000S300-68			1000S300-97			1200S162-68			1200S162-97			1200S200-68			1200S200-97		
		Spacing (in.)			Spacing (in.)			Spacing (in.)			Spacing (in.)			Spacing (in.)			Spacing (in.)			Spacing (in.)		
		12	16	24	12	16	24	12	16	24	12	16	24	12	16	24	12	16	24	12	16	24
10	Strength L/360	424	318	212	*	630	420	*	*	*	-	-	-	-	-	-	-	-	-	-	-	-
		559	419	280	*	544	363	*	*	*	-	-	-	-	-	-	-	-	-	-	-	-
11	Strength L/360	386	289	193	*	521	347	*	*	557	-	-	-	-	-	-	-	-	-	-	-	-
		420	315	210	*	409	273	*	*	392	-	-	-	-	-	-	-	-	-	-	-	-
12	Strength L/360	354	265	177	583	437	292	*	*	468	551	413	275	*	*	426	-	-	-	-	-	-
		324	243	162	420	315	210	*	*	302	461	346	230	*	*	336	-	-	-	-	-	-
13	Strength L/360	326	245	163	497	373	248	*	599	399	469	352	235	*	545	363	526	394	263	*	*	414
		254	191	127	330	248	165	*	356	237	362	272	181	*	396	264	411	308	206	*	*	298
14	Strength L/360	291	218	145	429	321	214	*	516	344	405	304	202	*	470	313	453	340	227	*	535	357
		204	153	102	265	198	132	*	285	190	290	218	145	*	317	211	329	247	165	*	358	239
15	Strength L/360	253	190	127	373	280	187	600	450	300	353	264	176	545	409	273	395	296	197	*	466	311
		166	124	83	215	161	108	309	232	154	236	177	118	344	258	172	268	201	134	*	291	194
16	Strength L/360	223	167	111	328	246	164	527	395	264	310	232	155	479	359	240	347	260	174	546	409	273
		136	102	68	177	133	89	254	191	127	194	146	97	283	213	142	221	165	110	320	240	160
17	Strength L/360	197	148	99	291	218	145	467	350	233	275	206	137	425	318	212	307	231	154	484	363	242
		114	85	57	148	111	74	212	159	106	162	122	81	236	177	118	184	138	92	267	200	133
18	Strength L/360	176	132	88	259	194	130	416	312	208	245	184	122	379	284	189	274	206	137	431	324	216
		96	72	48	124	93	62	179	134	89	137	102	68	199	149	100	155	116	77	225	169	112
19	Strength L/360	158	118	79	233	174	116	374	280	187	220	165	110	340	255	170	246	185	123	387	290	194
		82	61	41	106	79	53	152	114	76	116	87	58	169	127	85	132	99	66	191	143	96
20	Strength L/360	143	107	71	210	157	105	337	253	169	198	149	99	307	230	153	222	167	111	349	262	175
		70	52	35	91	68	45	130	98	65	100	75	50	145	109	73	113	85	56	164	123	82
21	Strength L/360	129	97	65	190	143	95	306	229	153	180	135	90	278	209	139	201	151	101	317	238	158
		60	45	30	78	59	39	113	84	56	86	64	43	125	94	63	98	73	49	142	106	71
22	Strength L/360	118	88	59	174	130	87	279	209	139	164	123	82	254	190	127	184	138	92	289	217	144
		53	39	26	68	51	34	98	73	49	75	56	37	109	82	55	85	64	42	123	92	62
23	Strength L/360	108	81	54	159	119	79	255	191	128	150	112	75	232	174	116	168	126	84	264	198	132
		46	34	23	60	45	30	86	64	43	65	49	33	95	72	48	74	56	37	108	81	54
24	Strength L/360	99	74	50	146	109	73	234	176	117	138	103	69	213	160	107	154	116	77	243	182	121
		40	30	20	53	39	26	75	57	38	58	43	29	84	63	42	65	49	33	95	71	47
25	Strength L/360	91	68	46	134	101	67	216	162	108	127	95	63	196	147	98	142	107	71	224	168	112
		36	27	18	46	35	23	67	50	33	51	38	25	74	56	37	58	43	29	84	63	42
26	Strength L/360	84	63	42	124	93	62	200	150	100	117	88	59	182	136	91	131	99	66	207	155	103
		32	24	16	41	31	21	59	44	30	45	34	23	66	50	33	51	39	26	75	56	37
27	Strength L/360	78	59	39	115	86	58	185	139	93	109	82	54	168	126	84	122	91	61	192	144	96
		28	21	14	37	28	18	53	40	26	40	30	20	59	44	29	46	34	23	67	50	33
28	Strength L/360	73	55	36	107	80	54	172	129	86	101	76	51	157	117	78	113	85	57	178	134	89
		25	19	13	33	25	17	47	36	24	36	27	18	53	40	26	41	31	21	60	45	30
29	Strength L/360	68	51	34	100	75	50	160	120	80	94	71	47	146	109	73	106	79	53	166	125	83
		23	17	11	30	22	15	43	32	21	33	24	16	48	36	24	37	28	19	54	40	27
30	Strength L/360	63	48	32	93	70	47	150	112	75	88	66	44	136	102	68	99	74	49	155	116	78
		21	16	10	27	20	13	39	29	19	29	22	15	43	32	21	33	25	17	49	36	24
31	Strength L/360	59	45	30	87	66	44	140	105	70	83	62	41	128	96	64	92	69	46	145	109	73
		19	14	9	24	18	12	35	26	17	27	20	13	39	29	19	30	23	15	44	33	22
32	Strength L/360	56	42	28	82	62	41	132	99	66	77	58	39	120	90	60	87	65	43	136	102	68
		17	13	9	22	17	11	32	24	16	24	18	12	35	27	18	28	21	14	40	30	20
33	Strength L/360	52	39	26	77	58	39	124	93	62	73	55	36	113	85	56	82	61	41	128	96	64
		16	12	8	20	15	10	29	22	15	22	17	11	32	24	16	25	19	13	36	27	18
34	Strength L/360	49	37	25	73	54	36	117	88	58	69	51	34	106	80	53	77	58	38	121	91	60
		14	11	7	18	14	9	27	20	13	20	15	10	30	22	15	23	17	11	33	25	17
35	Strength L/360	47	35	23	69	51	34	110	83	55	65	49	32	100	75	50	73	54	36	114	86	57
		13	10	7	17	13	8	24	18	12	19	14	9	27	20	14	21	16	11	31	23	15
36	Strength L/360	44	33	22	65	49	32	104	78	52	61	46	31	95	71	47	69	51	34	108	81	54
		12	9	6	16	12	8	22	17	11	17	13	9	25	19	12	19	15	10	28	21	14
37	Strength L/360	-	-	-	-	-	-	-	-	-	58	43	29	90	67	45	65	49	32	102	77	51
		-	-	-	-	-	-	-	-	-	16	12	8	23	17	11	18	13	9	26	19	13
38	Strength L/360	-	-	-	-	-	-	-	-	-	55	41	27	85	64	42	62	46	31	97	73	48
		-	-	-	-	-	-	-	-	-	15	11	7	21	16	11	16	12	8	24	18	12
39	Strength L/360	-	-	-	-	-	-	-	-	-	-	-	-	-	-	-	58	44	29	92	69	46
		-	-	-	-	-	-	-	-	-	-	-	-	-	-	-	15	11	8	22	17	11

CSSBI LIGHTWEIGHT STEEL FRAMING MANUFACTURER MEMBERS:

BAILEY METAL PRODUCTS EB METAL

IMPERIAL SHEET METAL LTD.

STEEFORM BUILDING PRODUCTS

TREBOR BUILDING PRODUCTS LTD.

Floor Joist Load Tables

Uniformly distributed single span load (psf) with $k_{\phi} \geq k_{\phi, \min}$

Span (ft)		1200S250-68			1200S250-97			1200S300-68			1200S300-97			1400S162-68			1400S162-97		
		Spacing (in.)			Spacing (in.)			Spacing (in.)			Spacing (in.)			Spacing (in.)			Spacing (in.)		
		12	16	24	12	16	24	12	16	24	12	16	24	12	16	24	12	16	24
13	Strength	533	400	267	*	*	447	544	408	272	*	*	517	465	348	232	*	*	436
	L/360	455	341	227	*	*	334	511	383	256	*	*	367	519	389	259	*	*	383
14	Strength	460	345	230	*	578	385	506	379	253	*	*	446	431	324	216	*	564	376
	L/360	364	273	182	*	401	268	409	307	205	*	*	294	415	311	208	*	460	307
15	Strength	401	301	200	*	504	336	442	331	221	*	583	389	403	302	201	*	491	328
	L/360	296	222	148	*	326	218	333	250	166	*	358	239	338	253	169	*	374	249
16	Strength	352	264	176	*	443	295	388	291	194	*	512	342	367	275	184	576	432	288
	L/360	244	183	122	*	269	179	274	206	137	*	295	197	278	209	139	411	308	206
17	Strength	312	234	156	523	392	261	344	258	172	605	454	303	325	244	163	510	383	255
	L/360	203	152	102	299	224	149	229	171	114	328	246	164	232	174	116	343	257	171
18	Strength	278	209	139	466	350	233	307	230	153	540	405	270	290	218	145	455	341	227
	L/360	171	128	86	252	189	126	193	144	96	277	207	138	195	147	98	289	217	144
19	Strength	250	187	125	418	314	209	275	207	138	484	363	242	260	195	130	408	306	204
	L/360	146	109	73	214	161	107	164	123	82	235	176	118	166	125	83	246	184	123
20	Strength	225	169	113	378	283	189	249	186	124	437	328	219	235	176	118	368	276	184
	L/360	125	94	62	184	138	92	140	105	70	202	151	101	142	107	71	211	158	105
21	Strength	204	153	102	343	257	171	225	169	113	397	297	198	213	160	107	334	251	167
	L/360	108	81	54	159	119	79	121	91	61	174	131	87	123	92	62	182	136	91
22	Strength	186	140	93	312	234	156	205	154	103	361	271	181	194	146	97	305	228	152
	L/360	94	70	47	138	103	69	105	79	53	152	114	76	107	80	54	158	119	79
23	Strength	170	128	85	286	214	143	188	141	94	331	248	165	178	133	89	279	209	139
	L/360	82	62	41	121	91	60	92	69	46	133	99	66	94	70	47	138	104	69
24	Strength	157	117	78	262	197	131	173	129	86	304	228	152	163	122	82	256	192	128
	L/360	72	54	36	106	80	53	81	61	41	117	88	58	82	62	41	122	91	61
25	Strength	144	108	72	242	181	121	159	119	80	280	210	140	150	113	75	236	177	118
	L/360	64	48	32	94	70	47	72	54	36	103	77	52	73	55	36	108	81	54
26	Strength	133	100	67	223	168	112	147	110	74	259	194	129	139	104	70	218	164	109
	L/360	57	43	28	84	63	42	64	48	32	92	69	46	65	49	32	96	72	48
27	Strength	124	93	62	207	155	104	136	102	68	240	180	120	129	97	64	202	152	101
	L/360	51	38	25	75	56	37	57	43	29	82	61	41	58	43	29	86	64	43
28	Strength	115	86	57	193	145	96	127	95	63	223	167	112	120	90	60	188	141	94
	L/360	46	34	23	67	50	33	51	38	26	73	55	37	52	39	26	77	58	38
29	Strength	107	80	54	180	135	90	118	89	59	208	156	104	112	84	56	175	131	88
	L/360	41	31	20	60	45	30	46	35	23	66	50	33	47	35	23	69	52	35
30	Strength	100	75	50	168	126	84	110	83	55	194	146	97	104	78	52	164	123	82
	L/360	37	28	18	54	41	27	42	31	21	60	45	30	42	32	21	62	47	31
31	Strength	94	70	47	157	118	79	103	78	52	182	136	91	98	73	49	153	115	77
	L/360	34	25	17	49	37	25	38	28	19	54	41	27	38	29	19	57	42	28
32	Strength	88	66	44	148	111	74	97	73	49	171	128	85	92	69	46	144	108	72
	L/360	30	23	15	45	34	22	34	26	17	49	37	25	35	26	17	51	39	26
33	Strength	83	62	41	139	104	69	91	68	46	161	120	80	86	65	43	135	102	68
	L/360	28	21	14	41	31	20	31	23	16	45	34	22	32	24	16	47	35	23
34	Strength	78	58	39	131	98	65	86	65	43	151	113	76	81	61	41	128	96	64
	L/360	25	19	13	37	28	19	29	21	14	41	31	21	29	22	14	43	32	21
35	Strength	74	55	37	123	92	62	81	61	41	143	107	71	77	58	38	120	90	60
	L/360	23	17	12	34	26	17	26	20	13	38	28	19	27	20	13	39	29	20
36	Strength	70	52	35	117	87	58	77	58	38	135	101	67	73	54	36	114	85	57
	L/360	21	16	11	31	24	16	24	18	12	35	26	17	24	18	12	36	27	18
37	Strength	66	49	33	110	83	55	73	54	36	128	96	64	69	52	34	108	81	54
	L/360	20	15	10	29	22	14	22	17	11	32	24	16	22	17	11	33	25	17
38	Strength	62	47	31	105	78	52	69	52	34	121	91	61	65	49	33	102	77	51
	L/360	18	14	9	27	20	13	20	15	10	29	22	15	21	16	10	31	23	15
39	Strength	59	44	30	99	74	50	65	49	33	115	86	57	62	46	31	97	73	48
	L/360	17	13	8	25	19	12	19	14	9	27	20	14	19	14	10	28	21	14

CSSBI LIGHTWEIGHT STEEL FRAMING MANUFACTURER MEMBERS:

BAILEY METAL PRODUCTS EB METAL

IMPERIAL SHEET METAL LTD.

STEEFORM BUILDING PRODUCTS

TREBOR BUILDING PRODUCTS LTD.

Floor Joist Load Tables

Uniformly distributed single span load (psf) with $k_{\phi} \geq k_{\phi, \min}$

Span (ft)		1400S200-68			1400S200-97			1400S250-68			1400S250-97			1400S300-68			1400S300-97		
		Spacing (in.)			Spacing (in.)			Spacing (in.)			Spacing (in.)			Spacing (in.)			Spacing (in.)		
		12	16	24	12	16	24	12	16	24	12	16	24	12	16	24	12	16	24
14	Strength L/360	431	324	216	*	*	427	431	324	216	*	*	460	431	324	216	*	*	487
		469	352	235	*	*	345	516	387	258	*	*	384	545	409	273	*	*	415
15	Strength L/360	403	302	201	*	558	372	403	302	201	*	*	401	403	302	201	*	*	425
		381	286	191	*	420	280	420	315	210	*	*	312	443	333	222	*	*	337
16	Strength L/360	378	283	189	*	490	327	378	283	189	*	528	352	378	283	189	*	560	373
		314	236	157	*	346	231	346	259	173	*	386	257	365	274	183	*	417	278
17	Strength L/360	355	266	178	579	434	290	355	266	178	*	468	312	355	266	178	*	496	331
		262	196	131	385	289	193	288	216	144	*	322	214	305	228	152	*	348	232
18	Strength L/360	324	243	162	517	387	258	328	246	164	556	417	278	336	252	168	590	442	295
		221	166	110	324	243	162	243	182	121	361	271	181	257	192	128	391	293	195
19	Strength L/360	291	218	146	464	348	232	295	221	147	499	374	250	304	228	152	529	397	265
		188	141	94	276	207	138	207	155	103	307	230	154	218	164	109	332	249	166
20	Strength L/360	263	197	131	418	314	209	266	200	133	451	338	225	274	205	137	478	358	239
		161	121	80	236	177	118	177	133	89	263	197	132	187	140	94	285	214	142
21	Strength L/360	238	179	119	380	285	190	241	181	121	409	307	204	248	186	124	433	325	217
		139	104	69	204	153	102	153	115	76	227	171	114	162	121	81	246	184	123
22	Strength L/360	217	163	109	346	259	173	220	165	110	372	279	186	226	170	113	395	296	197
		121	91	60	178	133	89	133	100	67	198	148	99	141	105	70	214	160	107
23	Strength L/360	199	149	99	316	237	158	201	151	101	341	256	170	207	155	104	361	271	181
		106	79	53	155	117	78	116	87	58	173	130	87	123	92	62	187	140	94
24	Strength L/360	182	137	91	291	218	145	185	139	92	313	235	156	190	143	95	332	249	166
		93	70	47	137	103	68	102	77	51	152	114	76	108	81	54	165	124	82
25	Strength L/360	168	126	84	268	201	134	170	128	85	288	216	144	175	131	88	306	229	153
		82	62	41	121	91	61	91	68	45	135	101	67	96	72	48	146	109	73
26	Strength L/360	155	117	78	248	186	124	157	118	79	267	200	133	162	122	81	283	212	141
		73	55	37	108	81	54	81	60	40	120	90	60	85	64	43	130	97	65
27	Strength L/360	144	108	72	230	172	115	146	109	73	247	185	124	150	113	75	262	197	131
		65	49	33	96	72	48	72	54	36	107	80	54	76	57	38	116	87	58
28	Strength L/360	134	101	67	213	160	107	136	102	68	230	172	115	140	105	70	244	183	122
		59	44	29	86	65	43	65	48	32	96	72	48	68	51	34	104	78	52
29	Strength L/360	125	94	62	199	149	100	127	95	63	214	161	107	130	98	65	227	170	114
		53	40	26	78	58	39	58	44	29	86	65	43	61	46	31	93	70	47
30	Strength L/360	117	88	58	186	139	93	118	89	59	200	150	100	122	91	61	212	159	106
		48	36	24	70	53	35	52	39	26	78	59	39	55	42	28	84	63	42
31	Strength L/360	109	82	55	174	131	87	111	83	55	188	141	94	114	86	57	199	149	99
		43	32	22	63	48	32	48	36	24	71	53	35	50	38	25	76	57	38
32	Strength L/360	103	77	51	163	123	82	104	78	52	176	132	88	107	80	54	187	140	93
		39	29	20	58	43	29	43	32	22	64	48	32	46	34	23	70	52	35
33	Strength L/360	96	72	48	154	115	77	98	73	49	166	124	83	101	75	50	175	132	88
		36	27	18	53	39	26	39	30	20	59	44	29	42	31	21	63	48	32
34	Strength L/360	91	68	45	145	109	72	92	69	46	156	117	78	95	71	47	165	124	83
		33	25	16	48	36	24	36	27	18	54	40	27	38	29	19	58	43	29
35	Strength L/360	86	64	43	137	102	68	87	65	43	147	110	74	89	67	45	156	117	78
		30	23	15	44	33	22	33	25	17	49	37	25	35	26	17	53	40	27
36	Strength L/360	81	61	41	129	97	65	82	62	41	139	104	70	85	63	42	147	111	74
		28	21	14	41	30	20	30	23	15	45	34	23	32	24	16	49	37	24
37	Strength L/360	77	58	38	122	92	61	78	58	39	132	99	66	80	60	40	140	105	70
		25	19	13	37	28	19	28	21	14	42	31	21	30	22	15	45	34	22
38	Strength L/360	73	55	36	116	87	58	74	55	37	125	94	62	76	57	38	132	99	66
		23	18	12	34	26	17	26	19	13	38	29	19	27	20	14	42	31	21
39	Strength L/360	69	52	35	110	83	55	70	52	35	119	89	59	72	54	36	126	94	63
		22	16	11	32	24	16	24	18	12	36	27	18	25	19	13	38	29	19
40	Strength L/360	66	49	33	105	78	52	67	50	33	113	84	56	68	51	34	119	90	60
		20	15	10	30	22	15	22	17	11	33	25	16	23	18	12	36	27	18

CSSBI LIGHTWEIGHT STEEL FRAMING MANUFACTURER MEMBERS:

BAILEY METAL PRODUCTS EB METAL

IMPERIAL SHEET METAL LTD.

STEEFORM BUILDING PRODUCTS

TREBOR BUILDING PRODUCTS LTD.



Canadian Sheet Steel
Building Institute

•

652 Bishop Street North
Unit 2A
Cambridge, ON
N3H 4V6

•

Tel 519-650-1285
Fax 519-650-8081
www.cssbi.ca

•

ISBN 1-895535-75-1
© December 2011

CSSBI Lightweight Steel Framing Manufacturer Members:

Bailey Metal
Products

EB Metal

Imperial Sheet
Metal Ltd.

Steelform Building
Products

Trebor Building
Products Ltd.